

IS AISI 316/L
PRICE-LIST
ITALIANO
ENGLISH
FRANÇAIS
DEUTSCH

RUBINETTERIE
treemme

ISTRUZIONI LETTURA LISTINO - ARTICOLO PARTE ESTERNA + PARTE INCASSO
 INSTRUCTIONS FOR PRICELIST READING - EXTERNAL PART + CONCEALED BODY
 INSTRUCTIONS POUR LA LECTURE DU TARIF - HABILLAGE + CORPS À ENCASTRER
 LESEANLEITUNG ZUR PREISLISTE - SICHTTEILE + UNTERPUTZTEIL

Parte incasso da abbinare con parte esterna
 Concealed body to be combined with external part
 Corps à encastrer à combiner avec habillage
 Unterputzteil zu kombinieren mit Sichtteile

IS RWIT 13A5 IS 02
 01 RWIT 13A5 01 02
 03 RWIT 13A5 03 02
 04 RWIT 13A5 04 02

Miscelatore monocomando lavabo incasso 150
 Concealed washbasin mixer 150
 Mitigeur lavabo à encastrer 150
 UP-Einhand-Waschtischmischer 150

RWIT 51A5 ZZ 01

+ PARTI INCASSO - CONCEALED BODY
CORPS À ENCASTRER - UNTERPUTZTEIL

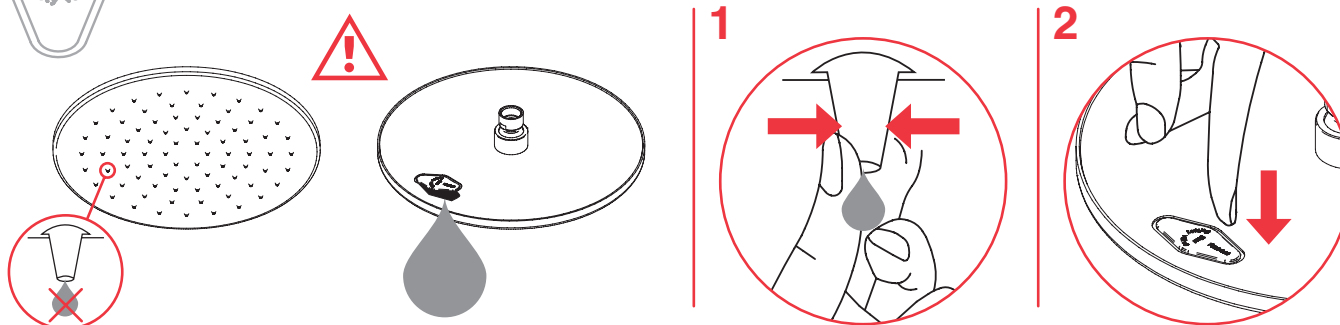
P_342

RWIT9AASZ207
 ITRTAE158ZZ
 ITRTAT120ZZ
 1.5cm RWIT51ASZZ80
3cm RWIT51ASZZ85
5cm RWIT51ASZZ90
 6 l/min
 N° 146
 RWIT51ASZZ50

Parte esterna da abbinare con parte incasso
 External part to be combined with concealed body
 Habillage à combiner avec corps à encastrer
 Sichtteile zu kombinieren mit Unterputzteil



VALVOLA DI SICUREZZA - SAFETY VALVE - SOUPAPE DE SÛRETÉ - SICHERHEITSVENTIL



SISTEMA QUALITÀ CERTIFICATO



UNI EN ISO 9001 : 2015



SIMBOLOGIA - SYMBOL - SYMBOLES - ZEICHNUNG



Disponibile a magazzino
Available in stock
Disponible en stock
Verfügbar im Lager



Cartuccia
Cartridge
Cartouche
Kartusche



Vitone
Valve
Tête robinet céramique
Schraube



Cartuccia Termostatica
Thermostatic cartridge
Cartouche thermostatique
Thermostat Kartusche



Cartuccia deviatrice
Diverter cartridge
Cartouche inverseur
Umstellung Kartusche



Kit Prolunga
Extension kit
Kit de rallonge
U.P.-Verlängerung



Chiave areatore
Aerator key
Clé mouseur
Schlüssel Perlator



Areatore
Aerator
Mousseur
Perlator



Areatore orientabile
Adjustable aerator
Mousseur orientable
Perlator, Strahlrichtung einstellbar



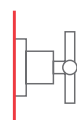
Portata acqua
Flow rate
Débit
Wasserleistung



Ingressi / Uscite
Inlets / Outlets
Entrées / Sorties
Eingänge / Ausgänge



Parti incasso
Concealed body
Corps à encastrer
Unterputzteil



Parti esterne
External parts
Habillage
Sichtteile



Scatola installazione
Concealed box
Boite d'encastrement
Grundkörper



Ingresso
Inlet
Entrée
Eingang



Uscita
Outlet
Sortie
Ausgang



Lunghezza flessibile
Hose length
Longueur flexible
Brauschlauch-Laenge



Doccetta
Hand shower
Douchette
Duschkopf



Soffione doccia
Shower head
Pomme douche
Brausekopf



Valvola di sicurezza
Safety valve
Soupape de sûreté
Sicherheitsventil



Deviatore al flessibile
Diverter on flexible
Inverseur au flexible
Umsteller auf Brauseschlauch



Bocca girevole
Swivelling spout
Bec orientable
Schwenkbar Einlauf



Doppio orientamento
Double direction
Double orientation
Doppelte Ausrichtung



Staffa cartogesso
Installation bracket for plasterboard wall
Système de fixation pour cloison en placo-plâtre
Montagehalterung für Gipskartonwand



Led
Led
Led
Led



Parte elettronica
Electronic part
Partie électronique
Elektronisches Teil



QR Installazione
QR Installation
QR Installation
QR Installations



QR Taratura cartuccia termostatica
QR Calibration of a thermostatic cartridge
QR Etalonnage de la cartouche thermostatique
QR Thermostate – Kalibrierungü



Pioggia
Rain
Pluie
Regen



Nebulizzatore
Mist
Brumisateur
Zerstäuber



Getto
Water jet
Jet
Wasser Jet

IS AISI 316/L
PRICE-LIST

RUBINETTERIE
treemme
instruments for water



Intro [P_4](#)

Specifications [P_16](#)



25/28 5mm P_27



1B W-Touch P_227



60/30/11 22mm P_59



2B Watt P_239



3B 28mm P_93



5C W-Smart P_253



9A 3.6 P_125



Showers - Cleaning - Flushing  P_261



4A WaterTube P_153



Bath Accessories P_297



13 40mm  P_177



Kitchen P_325



Electronic washbasin taps P_207

Concealed Parts - Accessories  P_341

Cleaning and care P_374

Analytical Index P_376

General conditions of sale P_380



Company

Four decades after it was founded, Treemme Rubinetterie continues to propose new collections ranging from the most traditional to the most innovative, while preserving those characteristics that have allowed it to flourish and prosper: high quality, impeccable service and the added value of Made in Italy.

In recent years, the company has enjoyed great success in relation to design, focussing on the personalisation and innovation of its products without neglecting the classic and more traditional lines.

Treemme Rubinetterie has received a number of prestigious awards, including DESIGN PLUS, in 2007, for Blok by Giancarlo Vegni, and in 2011, for Philo, designed by Gianluca Belli/Phi Cubo and for Light, designed by Danilo Fedeli. The 5mm project, by Ocostudio e ing. Castagnoli, won the Design Plus award in 2013, and in 2014 it received the GRAN DESIGN ETICO, the GERMAN DESIGN AWARD, the prestigious RED DOT DESIGN AWARD, ADI DESIGN INDEX AWARD and the PREMIO COMPASSO d'ORO 2016. Its latest creation, the 22MM, again designed by Ocostudio e ing. Castagnoli, won the ADI Ceramics Design Award.

Treemme Rubinetterie was founded in 1968, in Asciano, in the province of Siena. Originally, it was called "Rubinetterie Toscane 3M", a reference to the singular coincidence that the surname of all three founding members starts with the letter M (Renato Michelangioli, Armando Medina and Guido Mencarelli).

The company started out as a workshop specialised in the entire tap production process (casting, galvanising, polishing, finishing and assembling) and quickly evolved thanks to the outstanding organization that characterised it from day one. Consumers soon recognised and appreciated its meticulous approach to quality and customer service.

In 1980, the company started a new colour trend by launching the Arcobaleno (Rainbow) collection, created with the valuable collaboration of the DESIGN CALONACI & GAZZEL studio. In 1989, during its main phase of international expansion, it changed its name, first to Rubinetterie 3M (without the word "Toscane") and then to Treemme Rubinetterie, establishing a brand that today is appreciated both in Italy and abroad.





Azienda

Dopo più di 40 anni di attività, Treemme Rubinetterie propone costantemente nuove collezioni che spaziano dalle linee più innovative a quelle più tradizionali, conservando intatte le caratteristiche che ne hanno consentito la nascita e lo sviluppo: alta qualità, servizio impeccabile e la forza del made in Italy.

Negli ultimi anni l'azienda ha ottenuto grandi risultati nel settore del design grazie ad una maggiore cura alla personalizzazione e all'innovazione dei prodotti, tutto questo senza tralasciare le linee più classiche e tradizionali.

Treemme Rubinetterie è stata insignita di prestigiosi riconoscimenti quali il DESIGN PLUS nel 2007 con Blok di Giancarlo Vegni, nel 2011 con Philo disegnato da Gianluca Belli/Phi Cubo e con Light di Danilo Fedeli. Con il progetto



5mm di Ocostudio e ing.Castagnoli, oltre al Design Plus nel 2013, ha inoltre vinto nel 2014 anche il GRAN DESIGN ETICO, GERMAN DESIGN AWARD, il prestigioso RED DOT DESIGN AWARD, ADI DESIGN INDEX ed infine l'ambito PREMIO COMPASSO d'ORO ADI 2016. Mentre per l'ultima nata la 22MM sempre del duo Ocostudio e ing.Castagnoli, è stato vinto il premio ADI Ceramics Design Award.

Treemme Rubinetterie nasce nel 1968 ad Asciano in provincia di Siena. L'azienda fu inizialmente chiamata "Rubinetterie Toscane 3M" per una curiosa coincidenza, ovvero l'iniziale del cognome dei tre i soci fondatori (Renato Michelangioli, Armando Medina e Guido Mencarelli).

Treemme Rubinetterie nasce come officina artigianale dove si realizza il ciclo completo di produzione del rubinetto (fonderia,

galvanica, pulimentatura, verniciatura e assemblaggio) e cresce in fretta grazie all'ottima organizzazione della quale si avvale fin da subito. I clienti non tardano a riconoscere e ad apprezzare la meticolosa attenzione che viene rivolta alla qualità e al servizio al consumatore.

Nel 1980 l'azienda lancia la moda del colore realizzando la collezione Arcobaleno con la preziosa collaborazione dello studio DESIGN COLONACI & GAZZELI.

Nel 1989, durante la fase di maggior internazionalizzazione, il nome dell'azienda viene modificato in "Rubinetterie 3M" fino ad arrivare al più recente Treemme Rubinetterie, un brand ad oggi affermato e apprezzato anche oltre i confini nazionali.

Designed in Italy - Made in Italy

At Treemme Rubinetterie the raw materials as well as the design are Made in Italy. Ever since it was founded, the company has been creating its products with the valuable collaboration of great designers, mostly Italian, thanks to whom the brand has won a number of awards.

Recently, the Treemme Rubinetterie has been rewarded with prestigious prizes such as the German Design Awards, the Red Dot Design Award, the Design Plus Award, as well as the ADI Design Index, ADI Ceramics Award and Premio Compasso d'oro.

Treemme Rubinetterie preserves the quality of its products and their individual components by carefully selecting its suppliers in Italy and carrying out 80% of its production in-house.

A worldwide network of commercial agents, in contact with all the main national and international showrooms, takes care of the marketing side of the business. This distribution network allows the company to better satisfy its clients' needs by offering immediate assistance and an incredible 15 year guarantee on all its products.

La scelta del made in Italy non avviene solo per le materie prime ma anche per il design.

Da sempre Treemme Rubinetterie si avvale del prezioso contributo di designer per lo più italiani per la progettazione dei prodotti, collaborazioni che hanno portato il brand ad essere premiato con numerosi riconoscimenti.

Negli ultimi anni l'azienda è stata insignita di prestigiosi premi come il German Design Award, il Red Dot Design Award, il Design Plus, ADI Design Index, l'ADI Ceramics Award e Premio Compasso d'Oro.

Treemme Rubinetterie ha scelto di conservare intatta la provenienza dei propri prodotti e dei diversi componenti degli stessi, selezionando attentamente i fornitori nazionali e realizzando in stabilimento più dell'80% della produzione a catalogo.

La commercializzazione è affidata ad una rete mondiale di agenti che distribuiscono i prodotti nelle più grandi showroom nazionali ed internazionali. La capillare rete di distribuzione consente all'azienda di soddisfare maggiormente le esigenze dei clienti ai quali offre un'assistenza immediata ed una garanzia di ben 15 anni sui propri prodotti.



International Quality Standard

Treemme Rubinetterie keeps updating and renewing the certifications it has obtained in relation to the quality of its products and management systems and the compliance with environmental policies according to the standards required. Rubinetterie Treemme stands out for the quality of its products, its experience, technology and style, and today is particularly focussed on its environmental approach.

Reducing its water consumption and the quantity of Lead and Nickel in its production process are just some of its main commitments to the environment. This is achieved by using the company's special technologies (RUVECO, ECO-CARTRIDGE, ENERGY-SAVING SYSTEM etc.) as well as special brass alloys.

Attention to environmental issues starts during the very early stages of production, by introducing production systems with a very low environmental impact, such as sophisticated water depuration systems that allow to recycle all the water used in the chromium plating process. A new closed-loop wastewater management process allows to reduce considerably the amount of water and chromium in muddy residues. Reducing waste in this case means reducing costs as well as any water-related impact on the environment while at the same time lowering power consumption and pollution emissions and improving employees' working conditions.

Using only materials of the highest quality, with the characteristics required to obtain international product certifications, is another essential aspect.

Individual product quality certifications (ACS in France, PUB in Singapore, NSF61 in the US, WATERMARK in Australia, BELGAAQUA in Belgium); ISO9001 process compliance certification, and OQC, quality and origin certification, which guarantees the quality and origin of products MADE IN ITALY.

Treemme Rubinetterie possiede e persegue con continui aggiornamenti le certificazioni di qualità dei prodotti e dei servizi di gestione, del rispetto delle politiche ambientali secondo gli standard previsti. Rubinetterie Treemme si distingue per qualità, grande esperienza, tecnologia, stile, ed oggi vuole focalizzare l'attenzione sulla sensibilità che l'Azienda pone nei confronti dell'ambiente.

Ridurre il consumo dell'acqua, diminuire le quantità di Piombo e Nichel nella produzione, sono solo alcuni degli aspetti di maggiore importanza per l'eco sostenibilità.

Tutte caratteristiche raggiunte grazie all'utilizzo di speciali tecnologie (RUVECO, ECO-CARTRIDGE, ENERGY-SAVING SYSTEM etc.) di cui l'azienda dispone, oltre all'utilizzo di speciali leghe di ottone.

Il rispetto per l'ambiente viene considerato sin dalle prime fasi di produzione, con l'introduzione di cicli produttivi a livelli minimi di impatto ambientale, come i sofisticati impianti di depurazione e riciclo completo dell'acqua utilizzata per la cromatura. Un innovativo processo di trattamento delle acque a ciclo chiuso permette, infatti, di ridurre in modo consistente il contenuto in acqua e cromo dei fanghi residuali da smaltire. Ridurre lo spreco in questo caso non significa quindi solo abbassare i costi economici e ambientali legati all'acqua ma anche all'energia e alle emissioni inquinanti ad essa collegate, oltre che tutelare le condizioni di lavoro dei dipendenti.

Sempre maggiore importanza è riservata anche all'utilizzo di materiale di alta qualità e con caratteristiche idonee per poter acquisire le più importanti certificazioni di prodotto internazionali.

Marchi dei singoli prodotti (ACS francese, PUB singaporesse, NSF61 americana, WATERMARK australiana, BELGAAQUA belga), marchio di processo ISO9001 e della certificazione di origine OQC (Origine Controllata Qualità) che garantisce oltre alla qualità del prodotto anche la reale provenienza del MADE IN ITALY.



UWLA
Unified Water Label Association

WRAS
Water Regulations Advisory Scheme

TUV
AUSTRIA

W[®]
WaterMark



BELGAQUA



Water for All. Conserve. Value. Enjoy.



PRODUKT Z ATESTEM



OQC



NSF SPANSI 61/6
ASME A112.19.1
GSA 9125.1
ULF CODE

IF YOU DO NOT SEE OFFICIAL LISTING FOR YOUR
CONSULT WITH A QUALITY CERTIFICATION BODY
TO VERIFY THE CERTIFICATION

SISTEMA QUALITA CERTIFICATO



AGS



UNI EN ISO 9001:2008





References

Italy

Grand Hotel Bastiani
Grosseto

Toscana Resort Castelfalfi
Montaione - Firenze

Grand Hotel Terme
Castrocaro - Forlì Cesena

Grand Hotel Baglioni
Firenze

Hotel Residence Roccamare
Castiglione Della Pescaia
Grosseto

Hotel El Balear
Alghero - Sardegna

Helvetia & Bristol
Firenze

Turin Palace
Torino

Palazzo 42
boutique hotel & suites
Pistoia

Antico Masetto
Pistoia

Baja Hotel
Sardegna

Horse Country
Sardegna

Corte Fiorita
Sardegna

Il Convento
Rapallo

La Bisaccia
Sardegna

Sofitel Thalassa Timi Ama
Sardegna

Catalunya
Sardegna

Club Hotel
Sardegna

La Valle
Sardegna

Villa Cpichera
Sardegna

San Pietro
Napoli

Viminale
Roma

Astor
Modena

Joli
Valverde Di Cesenatico

La Pace
Bastia Umbra

La Tana
Maratea

Sole Mare
Ventimiglia

Colostrai
Sardegna

Hotel Montirò
S.Maria di Leuca

Croatia

Borovnik
Tisno

France

Clim Hotel
Paris

Mercure
Pau

Mercure
Bordeaux

Mercure
Hyerès

Mercure
Nice

Gray D'albion
Cannes

Hostellerie De Plaisance
Saint Emilion

Hotel Du Pont Vieux
Carcassonne

Aigle Noir - Hôtel
Fontainebleau

Hotel Michel Bras
Laguiole

Hotel Best Western
Beausejour
Lourdes

Le Mas Des Herbes Blanches
Joucas

Le Chabichou - Hôtel & Spa
Courchevel

Le Chabichou
Courchevel

Cyprus

Four Season
Limassol

Greece

The Margi Hotel
Vouliagmeni Athens

Candia Park Village
Agios Nikolaos Crete

Milos Cove Milos

Asterias Thessaloniki

Somewhere Boutique Hotel
Vouliagmeni Athens

Hotel Cavo Tagoo
Mykonos

Domes Noruz
Chania Crete

Katikies
Mykonos

Manoulas Beach Hotel
Mykonos

Mykonos Bay Mykonos

Mykonos No5
Mykono

Fodele beach resort

Syntopia

Newel metaxourgio

Lovia

Saluti dastampalia

Hotel Cavo Tagoo

Mykonos Bay

Newel Metaxourgio Athens

Syntopia Rethymon

Portugal

Hotel Santiago de Alfama
Lisboa

Spain

Las Piramides
Malaga

Edificio Nuñez de Balboa
Madrid

Casa Alberola Alicante,
Curio Collection by Hilton
Alicante

Edificio Norte
(San Pedro de Alcantara)
Malaga

Romania

Occidental Ljubljana

Poland

Indigo Hotel
Warsaw

Canada

Dorval
Montreal

hotel casino Hilton
Ottawa

Hotel Hilton in Laval
Quebec

Condo Le Canal
Montreal

Condo Canary Block
Toronto

Condo Block12 in
Toronto

Cacade
British Columbia

Roselawn
Toronto

94 Cumberland
Toronto

Hotel Mount Stephan
Montreal

Boutique Hotel Epic
Montreal

Hotel Uville
Montreal

Dominican Republic

Plaza Colonial
Santo Domingo

Emirates

Old Town Project
Dubai

Golf Tower
Dubai

Saudi Arabia

Yusuf Bin Aimeed Kanoo
Saudi Building - Ryadh

South Africa

Deunkeld 105 Properties
Johannesburg

Malesia

Le Meridien
Kota Kinabalu

Shangri-La
Kota Kinabalu

Macau

Lisboeta Macau

Mainland China

Star River Residential

Shimao Huajiachi

Shimao Nanjing Xiaguan

Shimao Suzhou
Yunhecheng

Shimao Wuhan

Star River Haiyi
peninsula phase III

Star River Haiyi
peninsula phase IV

Star River Shanghai hotel

Star River Shanghai phase II

Star River Pudong phase III

Star River Xi'an

Star River Hotel Pudong

Star River Tai Yuan

Star River Hotel Shanghai

Star River Macau

Star River Phoenix Valley
Residential

Star River Shanghai Minhang
Phase III A2

Taiwan

One
Taichung

Le Meridien
Taipei

Hong Kong

The Cadogan
150 Belcher's Street

Belcher 97
7, Belcher's Street

The Babington Hill
23 Babington Path

The King's Hill
38-52 Western Street

Twin Regency
11, Tak Yip Street

Shatin Hotel
Sun Hung Kai Property

W680 Commercial Building
680 Castle Peak Road

Designers




EMANUEL GARGANO - MARCO FAGIOLI

Both Emanuel Gargano and Marco Fagioli are graduates of the Istituto Superiore per le Industrie Artistiche di Urbino (1994-1998), and after a few years of professional experience, they founded their studio in Umbria. Their work experiments directly with a variety of materials, used both as visual tools and as a mode of expression. They are currently involved in private home projects, installations, communications projects and industrial designs. In 2008 they won the Good Design Award from the Chicago Athenaeum for their Multiplo project for the Indesit Company. In that same year they also received the Kitchen of the Year award for their Anima Space Kitchen project from the Danish magazine BoBedre, designed for Binova. That same project was, furthermore, also chosen by Elle Decor International Design Awards in the Kitchens category. The installation they designed for Vaselli, Marmomacc 2009 won them the Best Communicator Award 2009. In 2013 They won the Design Plus for the collection 5MM designed to Treemme taps.



PHICUBO _ ALESSANDRA BERTINI - GIANLUCA BELLI

Gianluca Belli comes to Design following an unusual and non-linear path. Design as a place where mechanical design, studied during high school at a technical college and the aesthetic-formal education, gained during his artistic studies at university, split between the D.A.M.S. (Art, Music and Performing Faculty) of Bologna and the Accademia di Belle Arti (Fine Arts Academy) of Florence, where he studied sculpting. During this period he participated in various illustration and painting group exhibitions. The guideline of his Design is aesthetic and conceptual functionality. "Rethink the world" is his design approach, a modus operandi which he shares with architect Alessandra Bertini, a graduate of the Faculty of Architecture of Florence in 2004 with a thesis on Universal design. This is what led to the creation of Phicubo. Active since March 2007, Phicubo has been involved in design and research, linking its name to the topic of eco-sustainability and Universal Design, for which it has been rewarded by the Tuscan Region in 2010 as one of the 60 eco-efficient companies in Tuscany. Besides the continuing research on biodegradable materials and alternative energies, Phicubo collaborates with various Italian companies in different areas of design, from the furnishing sector, pharmaceuticals, to architecture and urban furnishings.



GIANCARLO VEGNI

A Designer With A Multidisciplinary Approach, He Boasts A Well-Established Experience In The Kitchen Furnishing Sector, Gained By Working In The Ferretti Design Team Since 1968. Since 1976 He Has Been Heading His Studio, Working In The Industrial Design, Interior Design And Communication Sectors. His Projects Are Based On Functionality And Essential Lines. His Activity Is Varied, Moving With Ease Between Different Product Types. He Designs Kitchens, Bathrooms, Living Areas, Shops And Exhibition Stands And Works In Different Market Sectors Such As Furniture, Sailing, Cars And Interior Architecture. He Continually Seeks The Distinguishing Detail Of An Object To Highlight Its Identity. His Goal Is To Give Emotions And Well-Being. He Works For Established Brands Such As Effeti, For Whom He Coordinates The Artistic Design And Corporate Identity, Edra, Seven, Antonio Lupi, Fasem, Mazzei, Zanussi, Iveco, Novamobili, Unitalia, Bertocci, Lema, Candy, Treemme, Valli&Valli. Highly Regarded And Internationally Famous, He Exports The Quality Of Italian Design Around The World.



MASSIMILIANO BRACCONI

was born on 25 November 1974 in Civita Castellana. After completing the Art School, he graduated from the European Institute of Design (IED) in Rome In 2000 he founded his own studio in Viterbo starting to collaborate with international companies such as Designer, Art Director and Artist. Wins A'Design awards 2016, German Design Award 2017, Icon Awards 2018, Icon Awards 2019, Index ADI 2019 (Compasso D'oro 2020 Selection), the Archiproduct Design Awards 2019, the Good Design Awards of Chicago 2020 and the IF Design Award 2020. Chameleonic and visionary artist, he realizes his utopias in the widest and most liberating sense possible, advances himself by constantly seeking a taste for "aesthetics" as an authentic experience of the individual. Constantly searching for unusual visual and sensorial concepts, he combines art and design, creating his own language pure visual free from the usual and infected realities. His pristine sign examines human consciousness, observes the past and current cultural taste, however he creates comely and visionary chimeras, avant-garde products and works that he presents to sophisticated and atypical viewers.
"Unconventional visionary artist"

STUDIO Q-BIC

Q-bic is a full service visual identity and branding agency. Founded in 2005 by brothers Luca (Architect) and Marco Baldini (Designer) their projects range from architectural statements and graphic identity projects through to scenography (theatres) and commercial design projects (temporary events). "We conceive our design projects as an attitude or statement where there is a recognizable character. Once this character takes form and identity, we are then able to deliver this identity through the relevant spaces and creative mediums"



DANILO FEDELI

Daniilo Fedeli was born in Lucignano (Province of Arezzo) in 1973. He graduated, cum laude, in industrial design at the Faculty of Architecture of Florence, with a thesis on the bathroom and its new ethical and social dimension in relation to water. He worked as a designer for a well-known company operating in the shower systems sector, where he gained significant experience in the bathroom sector, before going freelance. In 2008 he founded his 3df studio, developing design projects. Today he collaborates with well-known national companies and designs furnishing products and even stagings for the fashion sector. He continually seeks new uses for shapes, and believes that beauty is not designable, but that it lies silently in the simplicity of continuous lines. His works are a sophisticated combination of everyday experiences and passions, in a single vision of the world to be. He has participated at international competitions and has achieved significant results. A fellow of the ADI (Italian Industrial Design Association) as of 2009.



GIAMPIERO CASTAGNOLI

Giampiero Castagnoli graduated in mechanical engineering in 1974. He has dedicated his successful career to the bathroom fixtures industry, holding important managerial roles in leading companies both in Italy and across Europe. Since 1985 he has completely renovated the company's product range and been involved in design, planning, engineering and internal production. The registration of significant patents has improved considerably the range of products, especially in relation to taps (for example, the PWS system). During the years, he has published a number of articles in specialised magazines and university textbooks. Since 2008, he works as a freelancer offering his expertise to a number of leading companies in the bathroom fixtures & design business.



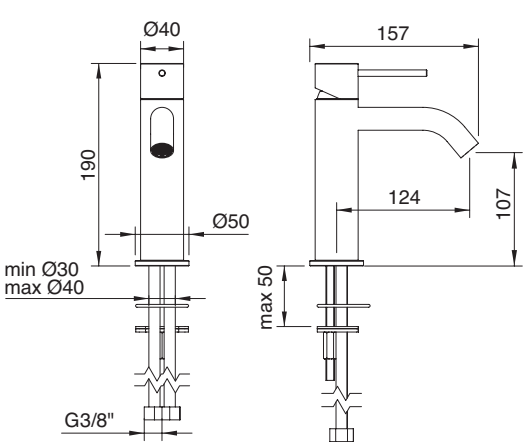


MARCO PISATI

Designer fascinated by new materials and new technologies, tests his ideas in the most extreme sectors: starting from the aerospace, designing interiors bound to the concept of space habitability in absence of gravity for the A.S.I. (Italian Space Agency), reaching the earth's nomadic one, realizing the first example of interactive nomadic office (Motorhome Aci 2002). Invited to expose his works at Leopolda Exposition in Florence (Deep Inside-Image 2003) he presented with the company Grado Zero Espace, leader brand in the aerospace textile branch, a prototype of a jacket for astronauts in Diaplex (a tissue with a memory of shapes). He cooperates with companies as : A.S.I., Alenia Spazio, Iacsa, Grado Zero Espace, Iguzzini Illuminazione, A.C.I., Emilio Pucci (LVMH group), Bandini Rubinetterie, Il Bagno Bandini, K8 Radiatori, Glass Design, Ceramica & Complementi, 3M Rubinetterie.



ARTICOLO COMPLETO
 COMPLETE ITEM
 ARTICLE COMPLET
 KOMPLETTER ARTIKEL

<p>A</p> 	<p>B</p> <p>IS IT 1311 IS 40 ZZ 01 IT 1311 01 40 ZZ 03 IT 1311 03 40 ZZ 04 IT 1311 04 40 ZZ</p> <p>F</p> <p>Miscelatore monocomando lavabo 107 Washbasin mixer 107 Mitigeur lavabo 107 Einhand-Waschtischmischer 107</p> <p>G</p> 	<p>D</p> <p>E</p> 
---	---	---

A Foto prodotto
 Product photo
 Photos du produit
 Produktbild

B Finitura prodotto
 Product finish
 Finition du produit
 Ausführung Produkt

C Codice articolo
 Article code
 Code article
 Artikel code

D Prezzo
 Price
 Prix
 Preis



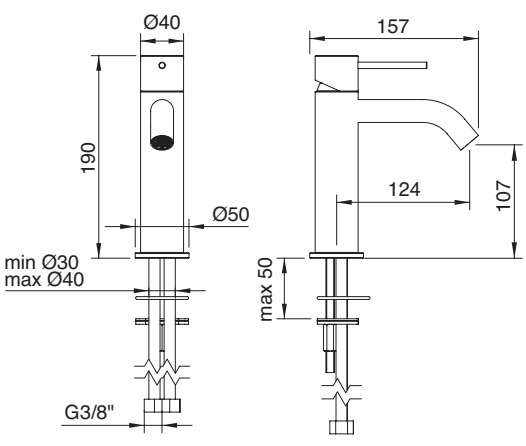
E Disegno tecnico
 Technical drawing
 Dessin technique
 Technische Zeichnung

F Descrizione prodotto
 Product description
 Description du produit
 Produktbeschreibung

G Simbologia prodotto
 Product symbols
 Symboles du produit
 Produktsymbole

DISPONIBILE A MAGAZZINO
 AVAILABLE IN STOCK
 DISPONIBLE EN STOCK
 VERFÜGBAR IM LAGER



<p>A</p> 	<p>B</p> <p>IS IT 1311 IS 40 ZZ 01 IT 1311 01 40 ZZ 03 IT 1311 03 40 ZZ 04 IT 1311 04 40 ZZ</p> <p>Miscelatore monocomando lavabo 107 Washbasin mixer 107 Mitigeur lavabo 107 Einhand-Waschtischmischer 107</p> <p>A</p> 	
---	---	---

A Articolo disponibile a magazzino
 Item available in stock
 Article disponible en stock
 Artikel verfügbar im Lager

B Finiture disponibili a magazzino
 Finishes available in stock
 Finitions disponibles en stock
 Verfügbare Oberflächen im Lager

ARTICOLO PARTE ESTERNA + PARTE INCASSO
 EXTERNAL PART + CONCEALED BODY
 HABILLAGE + CORPS À ENCASTRER
 SICHTTEILE + UNTERPUTZTEIL



H

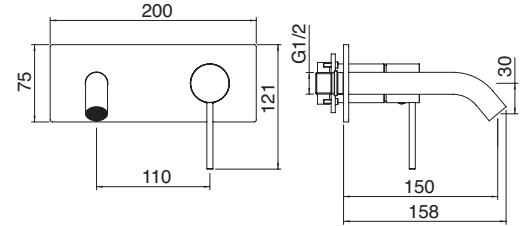
- IS RWIT 13A5 IS 02
- 01 RWIT 13A5 01 02
- 03 RWIT 13A5 03 02
- 04 RWIT 13A5 04 02

Miscelatore monocomando lavabo incasso 150
 Concealed washbasin mixer 150
 Mitigeur lavabo à encastrer 150
 UP-Einhand-Waschtischmischer 150

I

- RWIT 51A5 ZZ 01**
- + PARTI INCASSO - CONCEALED BODY**
- CORPS À ENCASTRER - UNTERPUTZTEIL**

L



H Parte esterna da abbinare con " I " parte incasso
 External part to be combined with concealed body " I "
 Habillage à combiner avec corps à encastrer « I »
 Sichtteile zu kombinieren mit „ I “ Unterputzteil

I Parte incasso da abbinare con " H " parte esterna
 Concealed body to be combined with external part " H "
 Corps à encastrer à combiner avec habillage « H »
 Unterputzteil zu kombinieren mit „ H “ Sichtteile

L Pagina di riferimento per la parte incasso
 Reference page for concealed body
 Page de référence pour le corps à encastrer
 Referezzseite für Unterputzteil

Esempio ordine articolo miscelatore 40mm monocomando lavabo incasso in Finitura IS
 Example of order for concealed washbasin mixer 40mm in Finish IS
 Exemple pour commander le mitigeur lavabo à encastrer 40mm en finition IS
 Beispiel für Bestellung von UP-Einhand-Waschtischmischer 40mm im ver Ausführungen IS

H Miscelatore monocomando lavabo incasso 150 - Concealed washbasin mixer 150
 Mitigeur lavabo à encastrer 150 - UP-Einhand-Waschtischmischer 150

RWIT 13A5 IS 02

+

I Parti incasso - Concealed body
 Corps à encastrer - Unterputzteil

RWIT 51A5 ZZ 01

=

TOTAL

NUOVE SCATOLE INCASSO UNIVERSALI PER FAMIGLIA DI ARTICOLI
 NEW UNIVERSAL CONCEALED BOXES FOR ITEMS FAMILIES

Lavabi / doccia a muro
 Washbasins / wall shower
 Lavabos / douche murale
 Wandwaschbecken bzw. - dusche



ONLY  50mm

Lavabo / doccia 1 via
 Washbasin / shower 1 way
 Lavabo / douche 1 voie
 Waschbecken / Dusche 1-Weg -



ONLY  50mm

Doccia 2/3 vie
 2/3 way shower
 Douche 2/3 voies
 Dusche 2/3 Wege



ONLY  55mm

Miscelatore monocomando vasca/doccia incasso
 Concealed bath/shower mixer
 Mitigeur bain/douche à encastrer avec inverseur
 U.P. Wanne/Brause Einhebelmischer



ONLY  50mm

Termostatico 2/3 vie
 2/3 ways thermostatic
 Thermostatique 2/3 voies
 2/3-Wege-Thermostat




ONLY  55mm

Deviatore incasso 2/3 uscite
 2/3 ways concealed diverter
 Inverseur à encastrer à 2/3 sorties
 2/3 Wege UP- Umsteller




ONLY  60mm

Vasca / doccia
 Bath / shower
 Baignoire / douche
 Badewanne / Dusche



ONLY  50mm

Vasca / doccia
 Bath / shower
 Baignoire / douche
 Badewanne / Dusche



ONLY  50mm

NOUVELLES BOÎTES À ENCASTRER UNIVERSELLES POUR FAMILLE D'ARTICLES NEUE UNIVERSELLE UNTERPUTZDOSEN NACH ARTIKELFAMILIE

Profondità di incasso ridotte

Installazione possibile in qualsiasi tipo di muro
Pareti in cartongesso particolarmente sottili
Sistema brevettato di staffe fissaggio per pareti in cartongesso

Shallow concealed depth


Installation is possible in any type of wall
Particularly thin plasterboard walls
Patented system of fixing brackets for plasterboard walls

Profondeurs d'encastrement réduites

Installation possible dans n'importe quel type de mur
Murs en placoplâtre particulièrement fins
Système breveté d'étriers fixation pour murs en placoplâtre

Reduzierte Einbautiefen

Installation in allen Wänden möglich
Besonders dünne Gipskartonplatten
Patentiertes System von Befestigungsklammern für Gipskartonwände



Scatola a tenuta stagna

Tutte le scatole sono fornite di membrana impermeabile Schlüter Systems.
Qualsiasi eventuale e remoto problema alle cartucce non potrà
comportare una perdita d'acqua all'interno del muro.

Watertight box


All boxes are fitted with Schlüter Systems waterproof membrane.
Any and remote problem with the cartridge cannot
cause water leaks inside the wall.

Boîte étanche


Toutes les boîtes sont fournies avec une membrane imperméable
Schlüter Systems. Un problème éventuel aux cartouches
ne pourra pas entraîner de fuite d'eau à l'intérieur du mur.

Wasserdicht Grundkörper

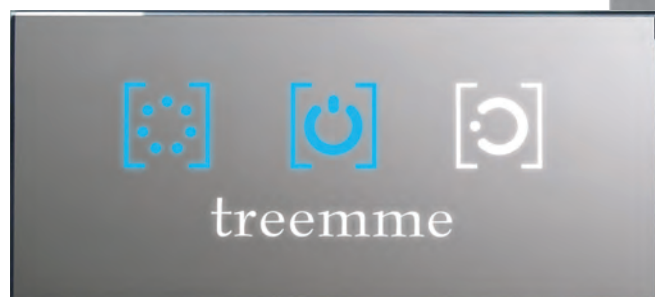
Alle Dosen werden mit Schlüter Systems Abdichtungsbahn geliefert.
Keinerlei Problem mit der Kartusche kann je dazu führen,
dass Wasser in der Wand austritt



STAND-BY - STAND-BY
STAND-BY - STAND-BY



ON - ON
ON - AN



ON - colore fisso - ON - fixed colors
ON - couleur fixe - AN - fest eingestellte Farben



ON - mix colori RGB - ON - mixed RGB color
ON - defilement couleur RGB - AN - Abwechselndes Lichtspiel

CONTROL KEYPAD - FARB THERAPIE DUSCHSYSTEM CONTROL KEYPAD - SISTEMA DE DUCHA CON CROMOTERAPIA

Accensione / spegnimento di Control Keypad: La cromoterapia può essere accesa o spenta utilizzando il tasto centrale ON/OFF.

Selezione del colore: per impostare Control Keypad con il colore che preferisci, basta premere il tasto del "funzionamento manuale" più volte, fino a quando non troverai il colore che più ti piace. Modalità cambiacolore automatica: Per far scorrere l'intero spettro dei colori premere il tasto funzionamento automatico una sola volta. Per tornare alla modalità con un solo colore basta premere il tasto "funzionamento manuale"

Control Keypad on/off: The chromotherapy can be turned on or off by using the central ON/OFF button.

Colour selection: to set the Control Keypad with the desired colour, press the "manual mode" button several times until you find the colour of your choice.

Automatic colour change mode: To scroll through the entire spectrum of colours, press the automatic mode button once.

To go back to the mode with one colour, press the "manual mode" button


Allumage / arrêt du dispositif Control Keypad : La touche centrale ON/OFF permet d'allumer ou d'éteindre la chromothérapie.

Sélection de la couleur : pour configurer le dispositif Control Keypad avec la couleur que vous préférez, il suffit d'appuyer plusieurs fois sur la touche du « fonctionnement manuel » jusqu'à ce que vous trouviez votre couleur favorite. Mode changement de couleur automatique : Pour faire défiler l'ensemble du spectre des couleurs, appuyer une seule fois sur la touche fonctionnement automatique.

Pour revenir au mode avec une seule couleur, il suffit d'appuyer sur la touche « fonctionnement manuel ».


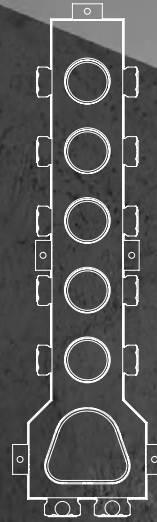

Ein-/Ausschalten des Control Keypad: Die Farbtherapie kann durch Betätigen der zentralen ON/OFF-Taste ein- oder ausgeschaltet werden.

Farbauswahl: Zum Einstellen des Control Keypads auf die gewünschte Farbe genügt es, die Taste für den „manuellen Betrieb“ mehrere Male zu drücken, bis die gewünschte Farbe angezeigt wird. Automatischer Farbwechselmodus: Durch einmaliges Drücken der Taste für den manuellen Betrieb kann die gesamte Farbpalette durchgeblättert werden. Um auf eine einzelne Farbe zurückzukehren genügt es, die Taste für den „manuellen Betrieb“ zu drücken.













TERMOSTATICI, DOPPIO ORIENTAMENTO DOUBLE DIRECTION


Simbologia Listino
Price list symbols
Symboles du tarif
Symbole Preisliste



Simbologia Listino
Price list symbols
Symboles du tarif
Symbole Preisliste



DOUBLE ORIENTATION
DOPPELTE AUSRICHTUNG



Treemme is Green...



La tutela dell'ambiente è una responsabilità irrinunciabile per tutti, e per noi di Treemme è già radicata nella cultura aziendale e applicata naturalmente nel processo produttivo quotidiano. Il nostro impianto fotovoltaico ha una potenza totale di 106,35 Kwh, fornendo circa l'8% del nostro consumo giornaliero di energia elettrica. La parte restante è fornita dal parco eolico di Buseto (TP).

The protection of the environment is an indispensable responsibility for all, and for us it has already been rooted in our company culture and been applied naturally in our daily production process. Our photovoltaic system has a total power of 106.35 KWh, supplying for around 8% of our daily electricity consumption. The rest of the electric energy is provided by a wind farm located in Buseto (TP).

La protection de l'environnement est une responsabilité indispensable pour tous, et pour nous Treemme, elle est déjà enracinée dans la culture d'entreprise et appliquée naturellement dans le processus productif quotidien. Notre installation photovoltaïque a une puissance totale de 106,35 Kwh, fournissant environ 8% de notre consommation quotidienne d'électricité. Le reste est fourni par le parc éolien de Buseto (TP).

Umweltschutz ist für jeden eine unverzichtbare Verantwortung und für uns bei Treemme bereits in der Unternehmenskultur verankert und wird selbstverständlich im täglichen Produktionsprozess gelebt. Unsere Photovoltaikanlage hat eine Gesamtleistung von 106,35 Kwh und deckt damit ca. 8% unseres täglichen Stromverbrauchs. Den Rest liefert der Windpark in Buseto (TP).



Continuiamo a puntare sempre di più alla realizzazione di articoli in acciaio e soprattutto all'utilizzo delle finiture PVD, di minore impatto ambientale rispetto alle tecnologie tradizionali.

We continue to focus more on developing stainless steel products, especially those in PVD finishes, whose production process has much less impact on environment compares to those produced with traditional technology.

Nous continuons à nous concentrer de plus en plus sur la production d'articles en acier et surtout sur l'utilisation de finitions PVD, qui ont un impact environnemental moindre que les technologies traditionnelles.

Wir konzentrieren uns weiterhin immer mehr auf die Herstellung von Stahlartikeln und vor allem auf den Einsatz von PVD-Oberflächen, die eine geringere Umweltbelastung als herkömmliche Technologien haben.


Water Label

Water label è uno schema che fornisce una chiara comprensione del consumo di acqua dei rubinetti consentendo quindi ai clienti di scegliere con consapevolezza prodotti rispettosi dell'ambiente ed economici nel loro utilizzo. Water label è un'ulteriore prova concreta dello sviluppo eco sostenibile di Treemme.

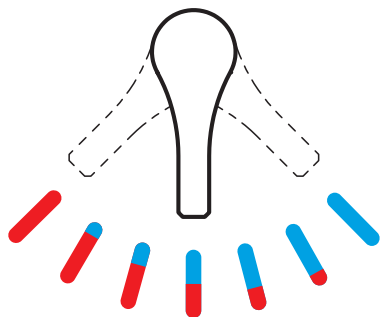
Water label, a scheme clearly presenting the water consumption of mixers allows the customers to make their selections while being conscious of the environmental and economic performance of the products. Water label is also a solid proof of Treemme's commitment to ecological sustainability.

Nous Avons une forte volonté d'informer les consommateurs en apposant sur nos articles un logo issu de l'étiquetage énergétique européen, indiquant leur consommation d'eau en Litres/Min. L'étiquetage Water label, non obligatoire, est la preuve concrète qu'un développement durable existe chez Treemme.

Das Wasserlabel ist ein Schema, das ein klares Verständnis des Leitungswasserverbrauchs bietet und es den Kunden ermöglicht, bei ihrer Verwendung bewusst umweltfreundliche und wirtschaftliche Produkte zu wählen. Das Wasserlabel ist ein weiterer konkreter Beweis für die ökologisch nachhaltige Entwicklung von Treemme.



Treemme is Green...



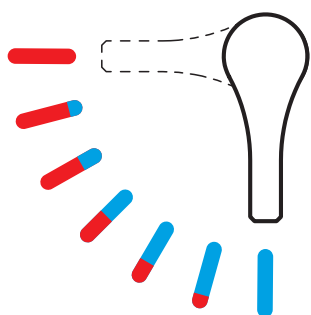
STANDARD

Per motivi legati al design, la leva del miscelatore è abitualmente in posizione centrale. Dal rubinetto esce acqua miscelata/tiepida, che spesso non è assolutamente necessaria. Ad esempio, quando vi lavate le mani, nei pochi secondi di utilizzo avrete soltanto acqua fredda ma la caldaia si attiva e consuma energia per la produzione di acqua calda, senza beneficiarne.

For design-related reasons, the mixer lever is typically rested in the central position when the tap is not working. At this position, when the lever being lifted, the tap dispenses mixed water, which is often not necessary. For example, when you turn on the mixer with the lever in the central position to wash your hands, during the few seconds of use, though boiler activates to produce hot water, usually it arrives only cold water, having energy consumed without user benefiting from it.

Pour des raisons liées au design, la commande du mitigeur est généralement en position axé au corps du robinet. La commande dans cette position délivre de l'eau mitigé, ce qui n'est souvent pas nécessaire. Par exemple, lorsque vous vous lavez les mains, en quelques secondes d'utilisation, vous n'aurez que de l'eau froide mais la chaudière s'active et consomme de l'énergie pour produire de l'eau chaude, sans en profiter.

Aus gestalterischen Gründen wird der Mischhebel typischerweise in der zentralen Position belassen, wenn der Wasserhahn nicht verwendet wird. In dieser Position gibt der Wasserhahn beim Anheben des Hebels gemischtes Wasser aus, was oft nicht notwendig ist. Zum Beispiel, wenn Sie den Mixer mit dem Hebel in der zentralen Position zum Händewaschen einschalten, wird in den wenigen Sekunden der Nutzung zwar der Boiler aktiviert, um warmes Wasser zu produzieren, jedoch kommt meist nur kaltes Wasser an, wodurch Energie verbraucht wird, ohne dass der Benutzer davon profitiert.



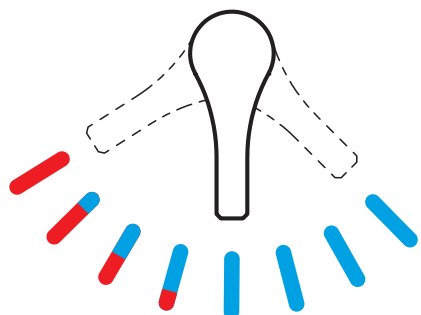
C3
COLD START

Da anni, alcuni produttori propongono rubinetti con cartuccia **C3**, chiamata anche **Cold Start**. Quando la leva si trova in posizione centrale il rubinetto eroga solo acqua fredda. Ruotando la leva verso sinistra fin a 90 gradi, il rubinetto eroga acqua tiepida o calda. Vantaggi: evidente risparmio di energia. Svantaggi: funzionamento meno intuitivo, soprattutto al primo utilizzo (locali pubblici, hotel, camere per gli ospiti) in quanto la leva non gira verso destra

In these years, some manufacturers have been offering taps with a **C3** cartridge, also known as **Cold Start**. With this cartridge, when the lever is in the central position, the tap only dispenses cold water rather than a mixed water. By turning the lever from the central position up to the 90 degrees to the left, the tap dispenses warm or hot water. **Advantages:** obvious energy savings. **Disadvantages:** less intuitive operation, especially on first use (public places, hotels, guest rooms) because the lever cannot be turned to the right side.

Depuis des années, certains fabricants proposent des robinets avec cartouche **C3**, aussi appelée **Cold Start**. Lorsque la commande est placée au centre, le robinet ne délivre que de l'eau froide. En tournant la commande vers la gauche jusqu'à 90 degrés, le robinet délivre de l'eau tiède ou chaude. **Avantages :** économies d'énergie évidentes. **Inconvénients :** moins intuitif, surtout lors de la première utilisation (locaux publics, hôtels, chambres d'hôtes) car la commande ne tourne pas vers la droite

In den letzten Jahren haben einige Hersteller Wasserhähne mit einer C3-Kartusche angeboten, die auch als Cold Start bekannt ist. Mit dieser Kartusche gibt der Wasserhahn in der zentralen Position nur kaltes Wasser anstatt gemischtes Wasser aus. Durch Drehen des Hebels von der zentralen Position bis zu 90 Grad nach links wird warmes oder heißes Wasser abgegeben. Vorteile: offensichtliche Energieeinsparungen. Nachteile: weniger intuitive Bedienung, besonders bei der ersten Benutzung (in öffentlichen Einrichtungen, Hotels, Gästezimmern), da der Hebel nicht nach rechts gedreht werden kann.



CCS
CENTER COLD START

L'impegno di Rubinerterie Treemme è nello studiare e proporre soluzioni innovative che apportino benefici di risparmio idrico ed energetico. Su nostra richiesta all'azienda tedesca Flühs, stiamo sviluppando in collaborazione una cartuccia C3 cold start che potesse eliminare lo svantaggio ergonomico sopra descritto Il risultato è **CCS (Center Cold Start)**. Nel sistema CCS la leva ruota sia verso dx che verso sx. Dalla posizione di estrema destra fino a quella centrale, il rubinetto eroga acqua fredda. Solo spostando dalla posizione centrale verso sx avremo acqua tiepida e calda. Nel corso del 2025 le collezioni Aurelia, Ios, Hask, Up+, Watertube, 3.6 saranno dotati di questa cartuccia (con diametro 25). Entro il 2025 verrà sviluppato lo stesso sistema sulla cartuccia diametro 22. **Vantaggi:** evidente risparmio energetico, intuitività nell'utilizzo e normale movimento della leva. **Svantaggi:** nessuno.

Rubinerterie Treemme is committed to studying and proposing innovative solutions that benefit water and energy savings. At our request, German company Flühs is working collaboratively with us to develop a C3 Cold Start cartridge that could eliminate the ergonomic disadvantage of the current C3 cartridge mentioned above. The solution we found is **CCS (Centre Cold Start)**. Tap equipped with the CCS cartridge, has the lever being able to be turned to both the right and the left side like any normal taps. What is special of CCS is that when the lever turns from the extreme right position to the central position, it allows the tap dispenses only cold water. Only by moving the lever from the central position to the left will the user has warm and hot water. In 2025, the collections Aurelia, Ios, Hask, Up+, Watertube, 3.6 will be equipped with this cartridge (with a diameter of 25). By 2025, the same system will be developed for the cartridge with a diameter of 22. **Advantages:** obvious energy savings, intuitive use, and normal lever movement. **Disadvantages:** none.

L'engagement de Rubinerterie Treemme est d'étudier et de proposer des solutions innovantes qui apportent des avantages en termes d'économie d'eau et d'énergie. Nous avons demandé à l'entreprise allemande Flühs, de travailler au développement une cartouche C3 Cold start qui pourrait éliminer le désavantage ergonomique décrit ci-dessus Le résultat est **CCS (Centre Cold Start)**. Dans le système CCS, la commande tourne à la fois vers la droite et vers la gauche. Dans le système CCS, la commande tourne à la fois vers la droite et vers la gauche. De la butée côté droit au centre la commande délivre de l'eau froide En manœuvrant la commande vers la gauche, celle-ci délivrera de l'eau mitigée jusqu'à obtenir que de l'eau chaude en butée gauche Au cours de l'année 2025 les collections Aurelia, Ios, Hask, Up+, Watertube, 3.6 seront équipées de cette cartouche (avec diamètre 25). Le même système sera développé sur la cartouche de diamètre 22 d'ici à fin 2025. **Avantages :** économie d'énergie évidente, utilisation intuitive et mouvement normal de la commande **Inconvénients :** aucun.

Rubinerterie Treemme engagiert sich dafür, innovative Lösungen zu entwickeln und anzubieten, die Wasser- und Energieeinsparungen fördern. Auf unsere Anfrage arbeitet die deutsche Firma Flühs kollaborativ mit uns zusammen, um eine C3 Cold Start-Kartusche zu entwickeln, die den ergonomischen Nachteil der oben genannten aktuellen C3-Kartusche beseitigen könnte. Die Lösung, die wir gefunden haben, heißt **CCS (Centre Cold Start)**. Ein Wasserhahn, der mit der CCS-Kartusche ausgestattet ist, hat den Hebel, der sowohl nach rechts als auch nach links gedreht werden kann, wie bei normalen Wasserhähnen. Das Besondere an CCS ist, dass der Wasserhahn nur kaltes Wasser ausgibt, wenn der Hebel von der extremen rechten Position in die zentrale Position gedreht wird. Nur durch Bewegen des Hebels von der zentralen Position nach links erhält der Benutzer warmes und heißes Wasser. Im Jahr 2025 werden die Kollektionen Aurelia, Ios, Hask, Up+, Watertube, 3.6 mit dieser Kartusche (mit einem Durchmesser von 25) ausgestattet sein. Bis 2025 wird dasselbe System für die Kartusche mit einem Durchmesser von 22 entwickelt. **Vorteile:** offensichtliche Energieeinsparungen, intuitive Bedienung und normaler Hebelbewegung. **Nachteile:** keine.

5mm

Marco Fagioli, Emanuel Gargano, Giampiero Castagnoli

inox IS

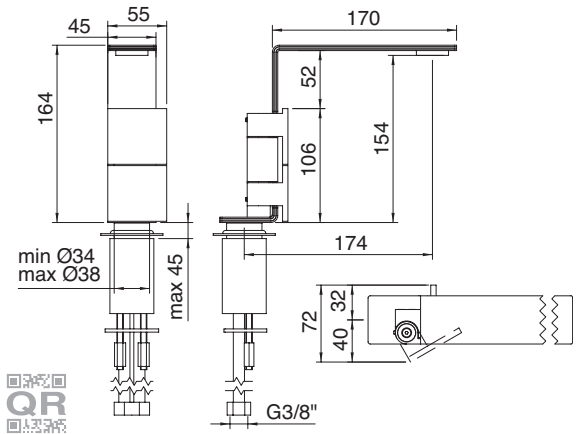
5mm





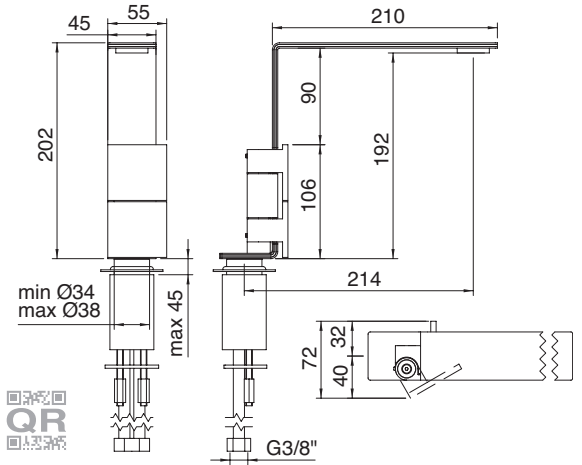
IS IT 2514 IS 5F ZZ

Miscelatore lavabo 2 maniglie 154
 2-handle basin mixer 154
 Mélangeur lavabo monotrou 154
 2-Griff Waschtischarmatur 154



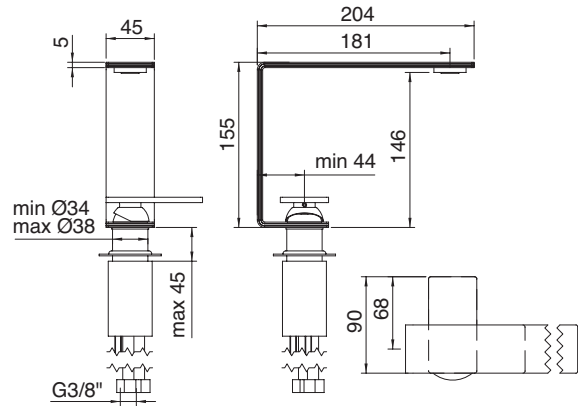
IS IT 2515 IS 5F ZZ

Miscelatore lavabo 2 maniglie 192
 2-handle washbasin mixer 192
 Mélangeur lavabo monotrou 192
 2-Griff Waschtischarmatur 192



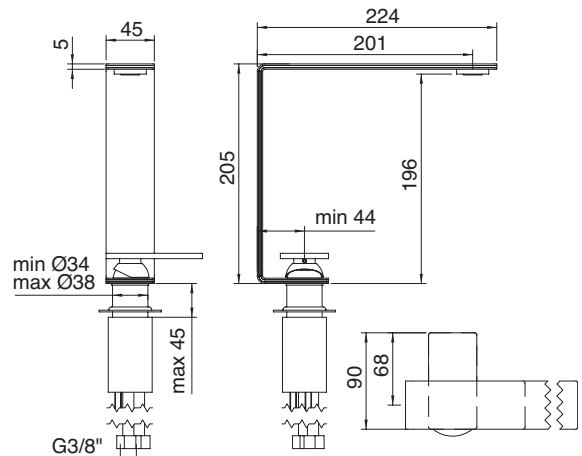
IS IT 2811 IS 5M ZZ

Miscelatore monocomando lavabo 146
 Washbasin mixer 146
 Mitigeur lavabo 146
 Einhand-Waschtischmischer 146



IS IT 2818 IS 5M ZZ

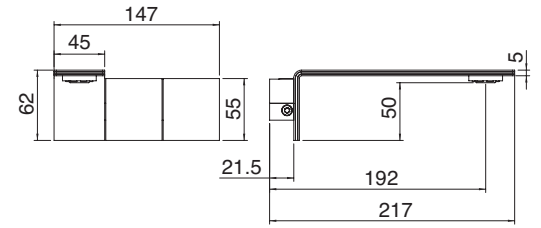
Miscelatore monocomando lavabo 196
 Washbasin mixer 196
 Mitigeur lavabo 196
 Einhand-Waschtischmischer 196



IS RWIT 2551 IS 10

RWIT 2551 ZZ 11
+ PARTI INCASSO - CONCEALED BODY
CORPS À ENCASTRER - UNTERPUTZTEIL

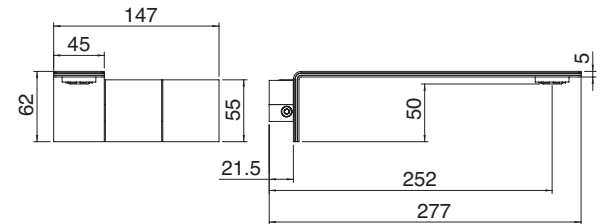
Miscelatore lavabo a muro 2 maniglie 192
 2 handles wall mounted washbasin mixer 192
 Mélangeur lavabo à encastrer 192
 2-Griff UP-Waschtischarmatur 192



IS RWIT 2552 IS 10

RWIT 2551 ZZ 11
+ PARTI INCASSO - CONCEALED BODY
CORPS À ENCASTRER - UNTERPUTZTEIL

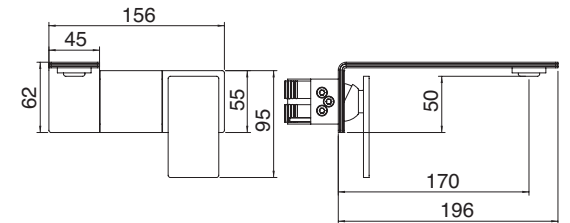
Miscelatore lavabo a muro 2 maniglie 252
 2 handles wall mounted washbasin mixer 252
 Mélangeur lavabo à encastrer 252
 2-Griff UP-Waschtischarmatur 252



IS RWIT 2851 IS 97

RWIT 2851 ZZ 98
+ PARTI INCASSO - CONCEALED BODY
CORPS À ENCASTRER - UNTERPUTZTEIL

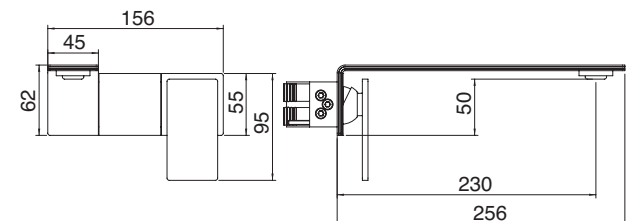
Miscelatore monocomando lavabo incasso 170
 Concealed washbasin mixer 170
 Mitigeur lavabo à encastrer 170
 UP-Einhand-Waschtischmischer 170



IS RWIT 2852 IS 97

RWIT 2851 ZZ 98
+ PARTI INCASSO - CONCEALED BODY
CORPS À ENCASTRER - UNTERPUTZTEIL

Miscelatore monocomando lavabo incasso 230
 Concealed washbasin mixer 230
 Mitigeur lavabo à encastrer 230
 UP-Einhand-Waschtischmischer 230



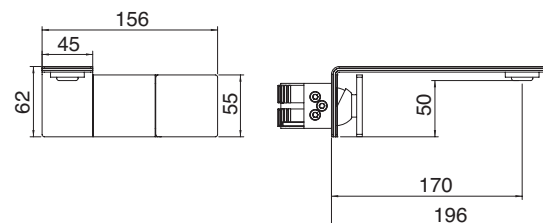


5mm



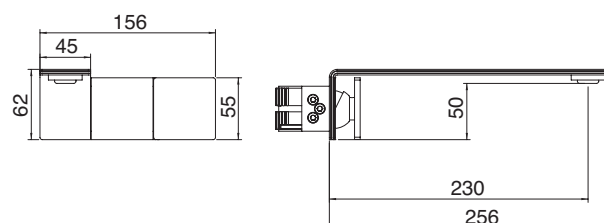
IS RWIT 2851 IS 96

RWIT 2851 ZZ 98
 + PARTI INCASSO - CONCEALED BODY
 CORPS À ENCASTRER - UNTERPUTZTEIL

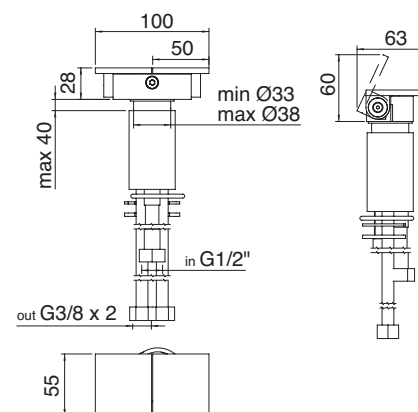
 Miscelatore monocomando lavabo incasso 170
 Concealed washbasin mixer 170
 Mitigeur lavabo à encastrer 170
 UP-Einhand-Waschtischmischer 170


IS RWIT 2852 IS 96


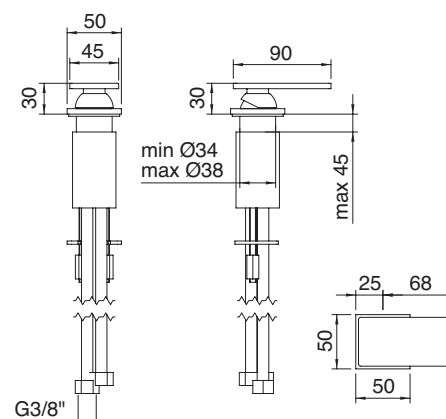
RWIT 2851 ZZ 98
 + PARTI INCASSO - CONCEALED BODY
 CORPS À ENCASTRER - UNTERPUTZTEIL

 Miscelatore monocomando lavabo incasso 230
 Concealed washbasin mixer 230
 Mitigeur lavabo à encastrer 230
 UP-Einhand-Waschtischmischer 230


IS RWIT 2571 IS 01

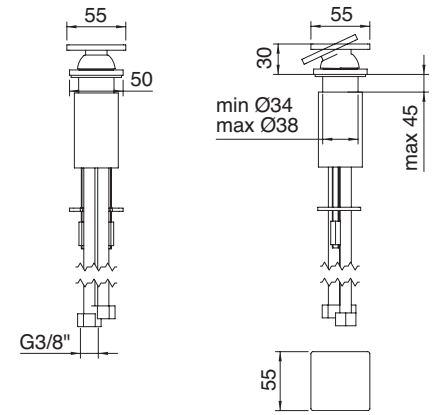

 Gruppo remoto da piano per lavabo
 Deck mounted control
 Mélangeur lavabo seul sur gorge
 Waschtischbatterie für separaten Auslauf


IS RWIT 2865 IS 01

 Monocomando remoto da piano per lavabo
 Deck mounted control mixer
 Mitigeur lavabo seul sur gorge
 Waschtisch Einhebelmischer für separaten Auslauf


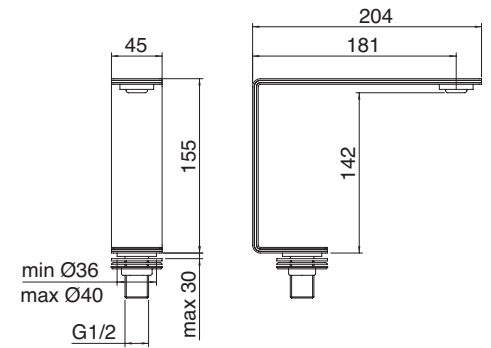
IS RWIT 2865 IS 02

Monocomando remoto da piano per lavabo
 Deck mounted control mixer
 Mitigeur lavabo seul sur gorge
 Waschtisch Einhebelmischer für separaten Auslauf



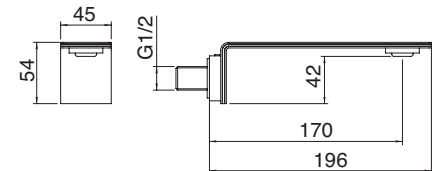

IS RWIT 2810 IS 10

Bocca lavabo da piano 146
 Deck-mtd spout 146
 Bec sur gorge 146
 Einlauf 146



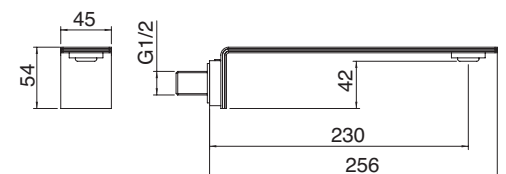

IS IT 2863 IS ZZ ZZ

Bocca a muro 170
 Wall-mtd spout 170
 Bec mural 170
 Einlauf Wandmontage 170



IS IT 2861 IS ZZ ZZ

Bocca a muro 230
 Wall-mtd spout 230
 Bec mural 230
 Einlauf Wandmontage 230





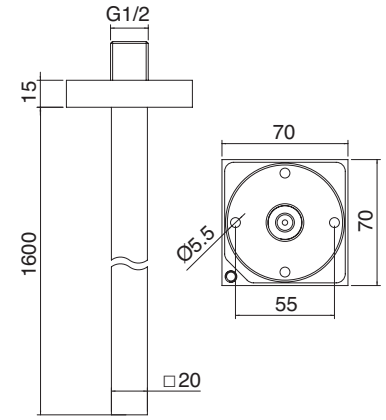
5mm

5mm



IS IT 6577 IS ZZ ZZ

Bocca a soffitto con rosone
Ceiling spout
Bec au plafond
Deckenauslauf



ITRTAE137ZZ



ITRTAT105ZZ



5 l/min

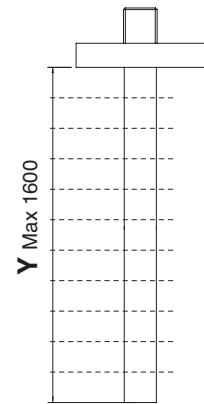
IS IT 6577 IS ZZ YY

“DIMENSIONI SU MISURA”
“CUSTOMIZED SIZE”
“DIMENSIONS SUR MESURE”
“LÄNGE NACH MASS”

Y:

Altezza
Height
Hauteur
Läng

= ___ cm

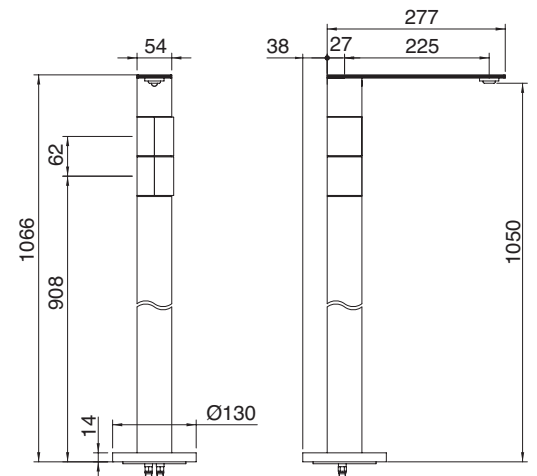


IS RWIT 2582 IS 50

RWIT 4A62 ZZ 50

+ PARTI INCASSO - CONCEALED BODY
CORPS À ENCASTRER - UNTERPUTZTEIL

Miscelatore lavabo 2 maniglie da terra 1050
2 handles floor standing washbasin mixer 1050
Mélangeur lavabo sur colonne au sol 1050
2-Griff Waschtisch Standarmatur 1050



ITRTVT101CC



ITRTVT105CC



ITRTAE130ZZ - 14°



ITRTAT118ZZ



4 l/min



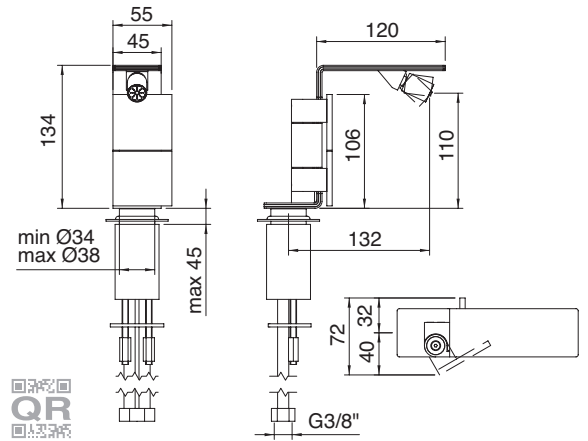
N° 82



P_348

IS IT 2524 IS 5F ZZ

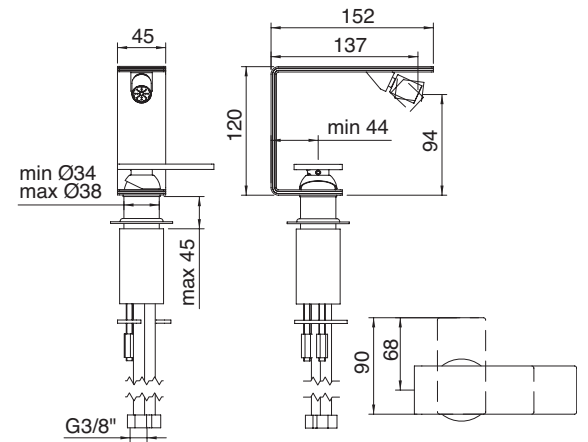
Monoforo bidet 110
 Single hole bidet 110
 Mélangeur bidet monotrou 110
 Bidet Einlochbatterie 110



ITRTVT187NI ITRTVT188NI ITRTAE137ZZ - 15° ITRTAT105ZZ 5 l/min N° 15

IS IT 2822 IS 5M ZZ

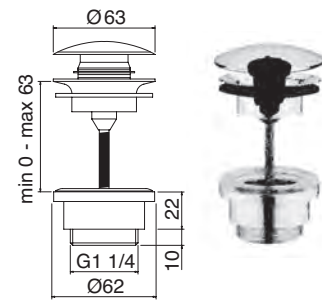
Miscelatore monocomando bidet 94
 Bidet mixer 94
 Mitigeur bidet 94
 Bidet - Mischer 94



ITRTVT221ZZ ITRTAE137ZZ - 15° ITRTAT105ZZ 5 l/min N° 15

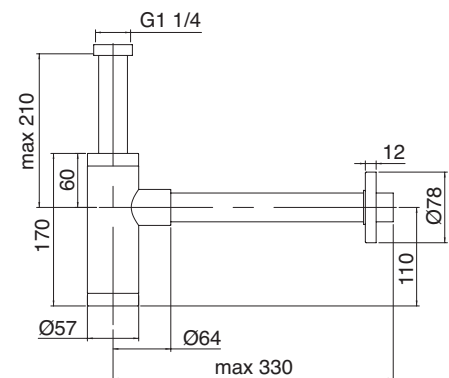
IS IT RTSA 117 IS

Scarico click-clack universale
 Universal up/down pop-up waste
 Bonde up-down universelle
 Abfluss mit Druckknopf



IS IT RTSF 116 IS

Sifone a vista
 Drain-trap
 Siphon
 Siphon für Waschtisch

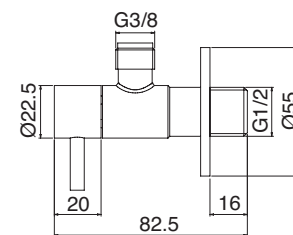


5mm



IS IT 0401 IS ZZ ZZ

Rubinetto d'arresto con filtro
 Stop valves with filter
 Robinets d'arrêt avec filtre
 Eckventile m Filter u. Absperrung



ITRTVT124NI

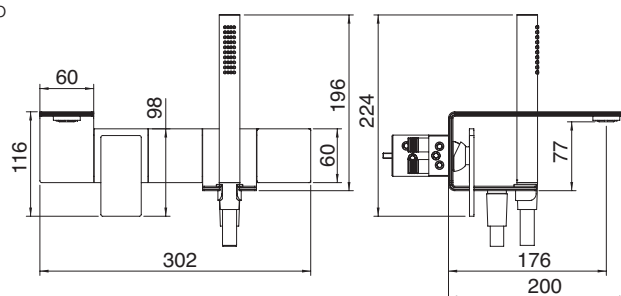


1/2 M

IS RWIT 2805 IS 12

RWIT 2805 ZZ 11
 + PARTI INCASSO - CONCEALED BODY
 CORPS À ENCASTRER - UNTERPUTZTEIL

Miscelatore monocomando vasca/doccia incasso
 Concealed bath/shower mixer
 Mitigeur bain/douche à encastrer
 Wanne / Brause EHM U.P



ITRTVT191ZZ



ITRTVT177ZZ



ITRTAE126ZZ - 14°



ITRTAT111ZZ



1,5 M PVC



INOX



RWIT2805NI98



↳ 17 l/min



↳ 8 l/min



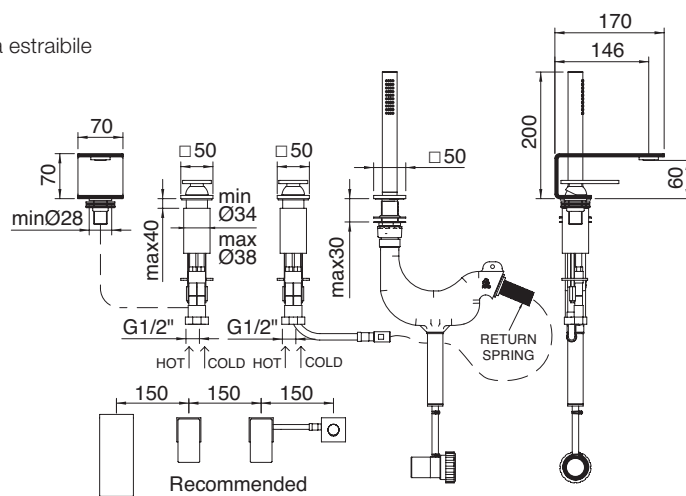
N° 1



P_346

IS IT 2868 IS 5M ZZ

Batteria bordo vasca a 4 fori con doccetta estraibile
 4 hole deck-mounted bathtub
 Mitigeur bain/douche 4 trous sur gorge
 Vierloch Wannenrandarmatur



ITRTVT191ZZ



ITRTAE126ZZ - 14°



ITRTAT111ZZ



1,5 M PVC



INOX



↳ 20 l/min



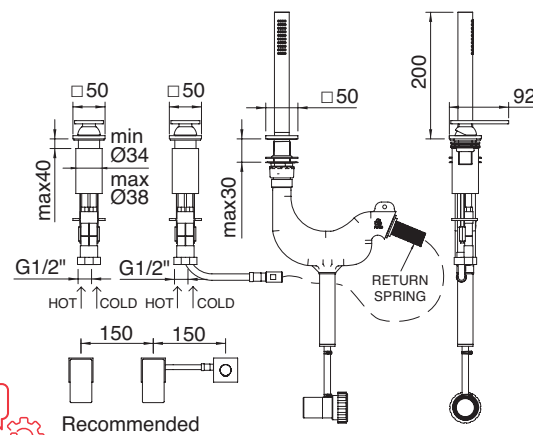
↳ 8 l/min



P_373

IS IT 2869 IS 5M ZZ

Batteria bordo vasca con doccetta estraibile senza bocca
 Deck-mounted bathtub without spout
 Mitigeur bain/douche sur gorge sans bec
 Wannenrandarmatur ohne Auslauf



ITRTVT191ZZ



1,5 M PVC



INOX



MAX 20 l/min



↳ 8 l/min



P_373



IS RWIT 2865 IS 25

Doccetta estraibile bordo vasca
Deck-mounted retractable handshower
Douchette extractible sur gorge
Versenkbare Schlauchbrause



1,5 M PVC



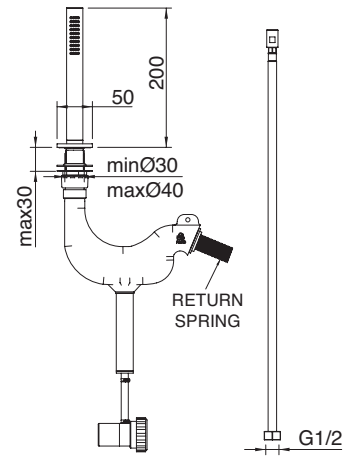
INOX



8 L/min



P_373



IS RWIT 2571 IS 10

Gruppo remoto da piano per vasca
Deck mounted control
Mélangeur lavabo seul sur gorge
Waschtischbatterie für separaten Auslauf



ITRTVT187NI



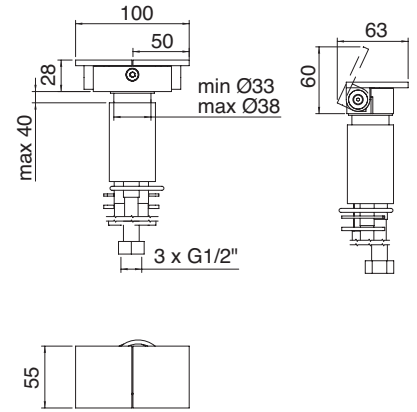
ITRTVT188NI



19 L/min




N° 8



IS RWIT 2865 IS 11

Monocomando remoto da piano per vasca
Deck mounted control mixer
Mitigeur lavabo seul sur gorge
Waschtisch Einhebelmischer für separaten Auslauf



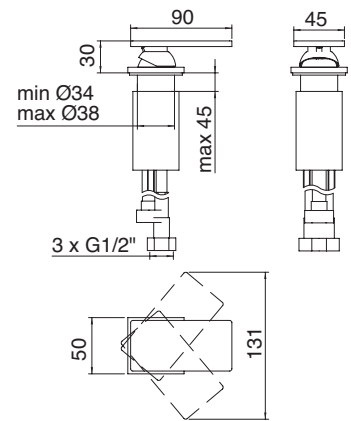
ITRTVT191ZZ



20 L/min




N° 9



IS RWIT 2865 IS 12

Monocomando remoto da piano per vasca
Deck mounted control mixer
Mitigeur lavabo seul sur gorge
Waschtisch Einhebelmischer für separaten Auslauf



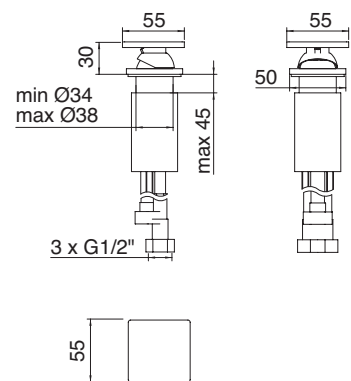
ITRTVT191ZZ



20 L/min



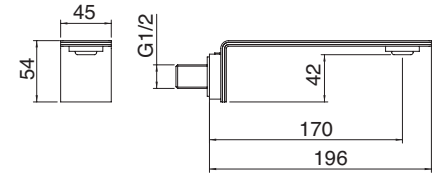
N° 9





IS IT 2863 IS ZZ HF

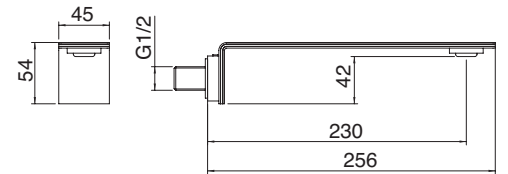
Bocca a muro per vasca 170
 Wall-mtd. spout for bathtub 170
 Bec mural pour baignoire 170
 Wandauslauf für Badewannen 170



ITRTAE126ZZ - 14° ITRTAT111ZZ 18 L/min N° 10

IS IT 2861 IS ZZ HF

Bocca a muro per vasca 230
 Wall-mtd. spout for bathtub 230
 Bec mural pour baignoire 230
 Wandauslauf für Badewannen 230



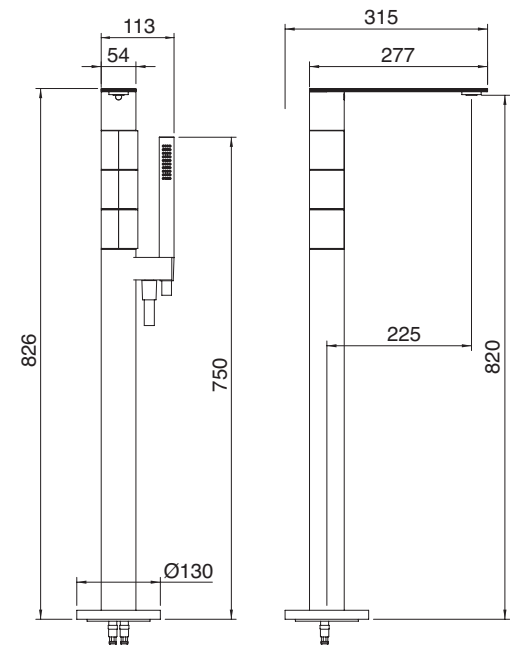
ITRTAE126ZZ - 14° ITRTAT111ZZ 18 L/min N° 10

IS RWIT 2584 IS 50

Miscelatore vasca da terra 2 maniglie 820
 2 handles floor standing bathtub mixer 820
 Mélangeur bain douche sur colonne au sol 820
 2-Griff Wannenstandarmatur 820



+ RWIT 4A62 ZZ 50
 PARTI INCASSO - CONCEALED BODY
 CORPS À ENCASTRER - UNTERPUTZTEIL

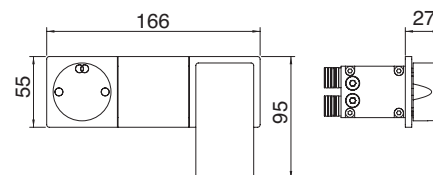


ITRTVT101CC ITRTVT105CC ITRTVT224ZZ ITRTAE126ZZ - 14° ITRTAT111ZZ 1,5 M PVC INOX F=20 l/min 8 l/min N° 82 P_348

IS RWIT 2849 IS 97

RWIT 2849 ZZ 98
 + PARTI INCASSO - CONCEALED BODY
 CORPS À ENCASTRER - UNTERPUTZTEIL

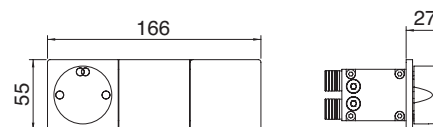
Miscelatore monocomando vasca/doccia incasso
 Concealed bath/shower mixer with diverter
 Mitigeur bain/douche à encastrer avec inverseur
 U.P. Wanne/Brause Einhebelmischer



IS RWIT 2849 IS 96

RWIT 2849 ZZ 98
 + PARTI INCASSO - CONCEALED BODY
 CORPS À ENCASTRER - UNTERPUTZTEIL

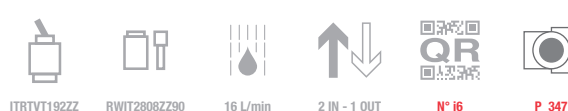
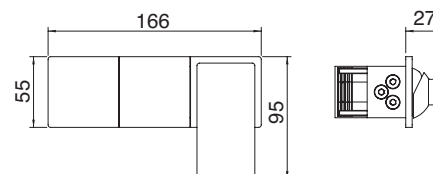
Miscelatore monocomando vasca/doccia incasso
 Concealed bath/shower mixer with diverter
 Mitigeur bain/douche à encastrer avec inverseur
 U.P. Wanne/Brause Einhebelmischer



IS RWIT 2808 IS 97

RWIT 2808 ZZ 98
 + PARTI INCASSO - CONCEALED BODY
 CORPS À ENCASTRER - UNTERPUTZTEIL

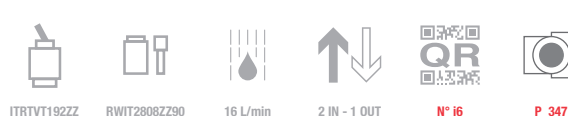
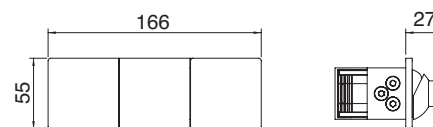
Miscelatore monocomando lavabo/doccia incasso
 Concealed washbasin/shower mixer
 Mitigeur lavabo/douche à encastrer
 UP-Waschtisch/Dusche Mischer



IS RWIT 2808 IS 96

RWIT 2808 ZZ 98
 + PARTI INCASSO - CONCEALED BODY
 CORPS À ENCASTRER - UNTERPUTZTEIL

Miscelatore monocomando lavabo/doccia incasso
 Concealed washbasin/shower mixer
 Mitigeur lavabo/douche à encastrer
 UP-Waschtisch/Dusche Mischer



5mm

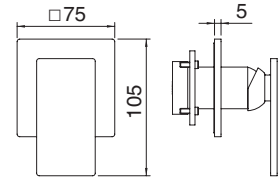
5mm

IS RWIT 28C8 IS 01

RWIT 51A8 ZZ 03
+ PARTI INCASSO - CONCEALED BODY
CORPS À ENCASTRER - UNTERPUTZTEIL



Monocomando remoto lavabo/doccia incasso
Concealed washbasin/shower mixer
Mitigeur lavabo/douche à encastrer
UP-Waschtisch/Dusche Mischer

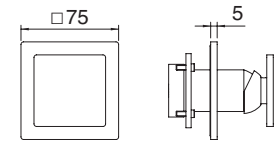


IS RWIT 28C8 IS 04

RWIT 51A8 ZZ 03
+ PARTI INCASSO - CONCEALED BODY
CORPS À ENCASTRER - UNTERPUTZTEIL



Monocomando remoto lavabo/doccia incasso
Concealed washbasin/shower mixer
Mitigeur lavabo/douche à encastrer
UP-Waschtisch/Dusche Mischer



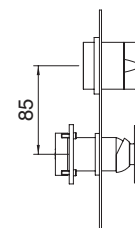
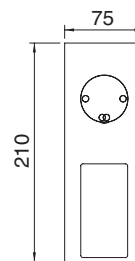


→ ← IS RWIT 28A2 IS 01

→ ← IS RWIT 28E2 IS 01

Miscelatore monocomando con deviatore 2 uscite
 Concealed mixer with 2 ways diverter
 Mitigeur à encastrer avec inverseur à 2 sorties
 EHM U.P mit 2 Wege Umsteller

RWIT 22A2 ZZ 01
 + PARTI INCASSO - CONCEALED BODY
 CORPS À ENCASTREUR - UNTERPUTZTEIL

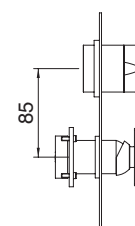
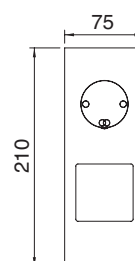


→ ← IS RWIT 28A2 IS 03

→ ← IS RWIT 28E2 IS 03

Miscelatore monocomando con deviatore 2 uscite
 Concealed mixer with 2 ways diverter
 Mitigeur à encastrer avec inverseur à 2 sorties
 EHM U.P mit 2 Wege Umsteller

RWIT 22A2 ZZ 01
 + PARTI INCASSO - CONCEALED BODY
 CORPS À ENCASTREUR - UNTERPUTZTEIL

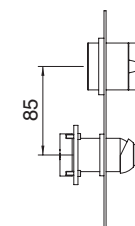
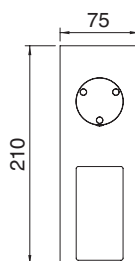


→ ← IS RWIT 28A3 IS 01

→ ← IS RWIT 28E3 IS 01

Miscelatore monocomando con deviatore 3 uscite
 Concealed mixer with 3 ways diverter
 Mitigeur à encastrer avec inverseur à 3 sorties
 EHM U.P mit 3 Wege Umsteller

RWIT 22A2 ZZ 01
 + PARTI INCASSO - CONCEALED BODY
 CORPS À ENCASTREUR - UNTERPUTZTEIL

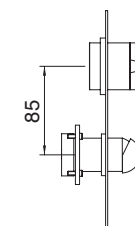
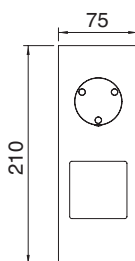


→ ← IS RWIT 28A3 IS 03

→ ← IS RWIT 28E3 IS 03

Miscelatore monocomando con deviatore 3 uscite
 Concealed mixer with 3 ways diverter
 Mitigeur à encastrer avec inverseur à 3 sorties
 EHM U.P mit 3 Wege Umsteller

RWIT 22A2 ZZ 01
 + PARTI INCASSO - CONCEALED BODY
 CORPS À ENCASTREUR - UNTERPUTZTEIL

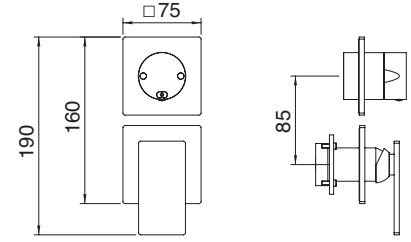




→ ← IS RWIT 28C2 IS 01
 → ← IS RWIT 28F2 IS 01

Miscelatore monocomando con deviatore 2 uscite
 Concealed mixer with 2 ways diverter
 Mitigeur à encastrer avec inverseur à 2 sorties
 EHM U.P mit 2 Wege Umsteller

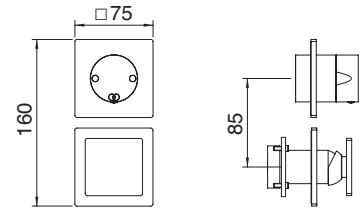
RWIT 22A2 ZZ 01
 + PARTI INCASSO - CONCEALED BODY
 CORPS À ENCASTRER - UNTERPUTZTEIL



→ ← IS RWIT 28C2 IS 03
 → ← IS RWIT 28F2 IS 03

Miscelatore monocomando con deviatore 2 uscite
 Concealed mixer with 2 ways diverter
 Mitigeur à encastrer avec inverseur à 2 sorties
 EHM U.P mit 2 Wege Umsteller

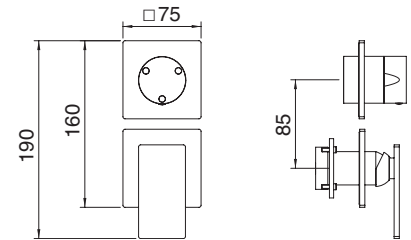
RWIT 22A2 ZZ 01
 + PARTI INCASSO - CONCEALED BODY
 CORPS À ENCASTRER - UNTERPUTZTEIL



→ ← IS RWIT 28C3 IS 01
 → ← IS RWIT 28F3 IS 01

Miscelatore monocomando con deviatore 3 uscite
 Concealed mixer with 3 ways diverter
 Mitigeur à encastrer avec inverseur à 3 sorties
 EHM U.P mit 3 Wege Umsteller

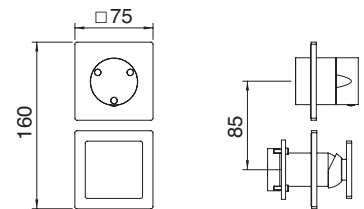
RWIT 22A2 ZZ 01
 + PARTI INCASSO - CONCEALED BODY
 CORPS À ENCASTRER - UNTERPUTZTEIL



→ ← IS RWIT 28C3 IS 03
 → ← IS RWIT 28F3 IS 03

Miscelatore monocomando con deviatore 3 uscite
 Concealed mixer with 3 ways diverter
 Mitigeur à encastrer avec inverseur à 3 sorties
 EHM U.P mit 3 Wege Umsteller

RWIT 22A2 ZZ 01
 + PARTI INCASSO - CONCEALED BODY
 CORPS À ENCASTRER - UNTERPUTZTEIL





5mm



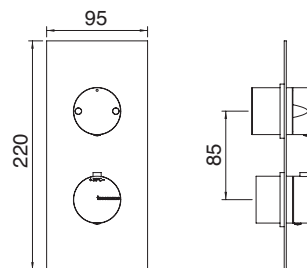
RWIT 2847 IS 52 + RWIT 2597 IS 31 + RWIT 2847 IS 72 + IT RTBR 255 IS x 6

IS RWIT 8A46 IS 03

RWIT 8A46 ZZ 20
 + PARTI INCASSO - CONCEALED BODY
 CORPS À ENCASTRER - UNTERPUTZTEIL



Termostatico incasso con deviatore 2 uscite
 2 ways concealed thermostatic diverter
 Thermostatique à encastrer avec inverseur à 2 sorties
 UP-Thermostat 2 Wege Umsteller

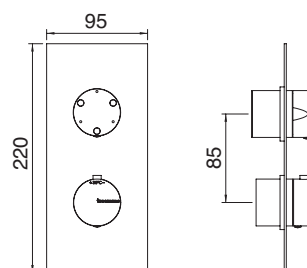


IS RWIT 8A72 IS 03

RWIT 8A46 ZZ 20
 + PARTI INCASSO - CONCEALED BODY
 CORPS À ENCASTRER - UNTERPUTZTEIL



Termostatico incasso con deviatore 3 uscite
 3 ways concealed thermostatic diverter
 Thermostatique à encastrer avec inverseur à 3 sorties
 UP-Thermostat 3 Wege Umsteller

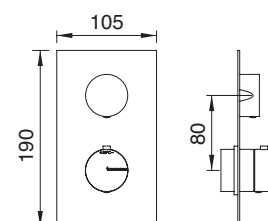


IS RWIT 2587 IS 35

RWIT 7287 ZZ 30
 + PARTI INCASSO - CONCEALED BODY
 CORPS À ENCASTRER - UNTERPUTZTEIL



Termostatico incasso 1 uscita
 1 way concealed thermostatic
 Thermostatique à encastrer avec 1 sortie
 UP-Thermostat mit 1 Weg

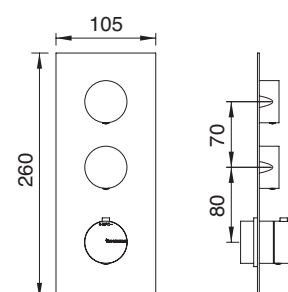


IS RWIT 2586 IS 35

RWIT 7286 ZZ 30
 + PARTI INCASSO - CONCEALED BODY
 CORPS À ENCASTRER - UNTERPUTZTEIL



Termostatico incasso 2 uscite
 2 ways concealed thermostatic
 Thermostatique à encastrer avec 2 sorties
 UP-Thermostat mit 2 Wege



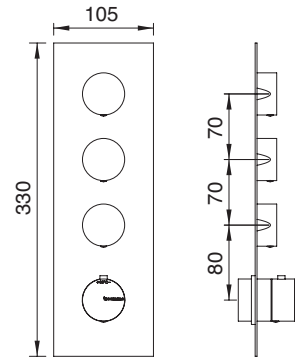
IS RWIT 2594 IS 03

RWIT 7294 ZZ 30
 + PARTI INCASSO - CONCEALED BODY
 CORPS À ENCASTRER - UNTERPUTZTEIL

Termostatico incasso 3 uscite
 3 ways concealed thermostatic
 Thermostatique à encastrer avec 3 sorties
 UP-Thermostat mit 3 Wege



ITRTVT175ZZ	ITRTVT176ZZ	RWIT7287IS80	RWIT7287ZZ81 x3	34 L/min
2 IN - 3 OUT	N° i15	N° 13	P_349	



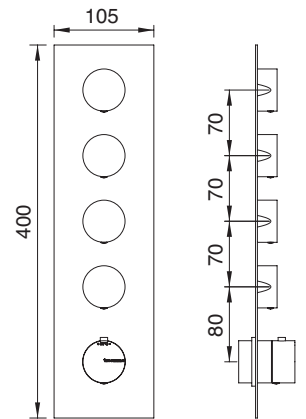
IS RWIT 2597 IS 31

RWIT 7297 ZZ 30
 + PARTI INCASSO - CONCEALED BODY
 CORPS À ENCASTRER - UNTERPUTZTEIL

Termostatico incasso 4 uscite
 4 ways concealed thermostatic
 Thermostatique à encastrer avec 4 sorties
 UP-Thermostat mit 4 Wege



ITRTVT179ZZ	ITRTVT176ZZ	RWIT7287IS80	RWIT7287ZZ81 x4	47 L/min
2 IN - 4 OUT	N° i15	N° 13	P_349	



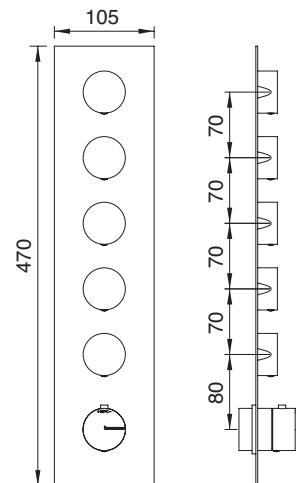
IS RWIT 2598 IS 35

RWIT 7298 ZZ 30
 + PARTI INCASSO - CONCEALED BODY
 CORPS À ENCASTRER - UNTERPUTZTEIL

Termostatico incasso 5 uscite
 5 ways concealed thermostatic
 Thermostatique à encastrer avec 5 sorties
 UP-Thermostat mit 5 Wege



ITRTVT179ZZ	ITRTVT176ZZ	RWIT7287IS80	RWIT7287ZZ81 x5	48 L/min
2 IN - 5 OUT	N° i15	N° 13	P_350	

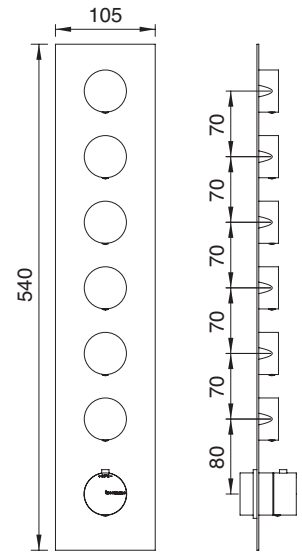




IS RWIT 2564 IS 35

RWIT 7264 ZZ 30
 + PARTI INCASSO - CONCEALED BODY
 CORPS À ENCASTRER - UNTERPUTZTEIL

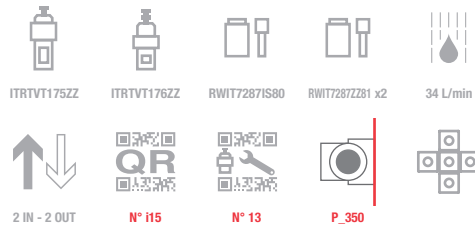
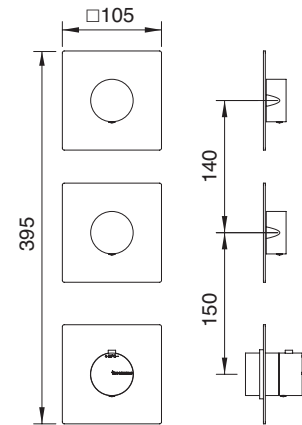
Termostatico incasso 6 uscite
 6 ways concealed thermostat
 Thermostatique à encastrer avec 6 sorties
 UP-Thermostat mit 6 Wege



IS RWIT 2574 IS 01

RWIT 7274 ZZ 40
 + PARTI INCASSO - CONCEALED BODY
 CORPS À ENCASTRER - UNTERPUTZTEIL

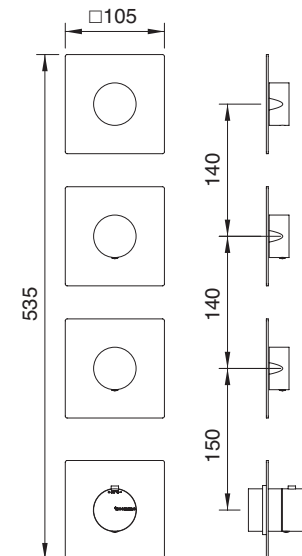
Termostatico incasso 2 uscite
 2 ways concealed thermostat
 Thermostatique à encastrer avec 2 sorties
 UP-Thermostat mit 2 Wege



IS RWIT 2575 IS 01

RWIT 7275 ZZ 40
 + PARTI INCASSO - CONCEALED BODY
 CORPS À ENCASTRER - UNTERPUTZTEIL

Termostatico incasso 3 uscite
 3 ways concealed thermostat
 Thermostatique à encastrer avec 3 sorties
 UP-Thermostat mit 3 Wege

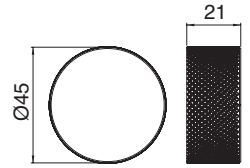


5mm

5mm

IS RWIT 13A2 IS 90

Maniglia deviatore zigrinata per monocomando doccia e termostatico incasso
Knurled diverter handle for single-lever shower and built-in thermostatic mixer
Manette inverseur guilloche pour mitigeur douche et thermostatique à encastrer
Rändel-Umstellgriff für Unterputzbrause und Thermostat

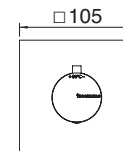


RWIT 2847 IS 01 + RWIT 2847 IS 21

IS RWIT 7286 IS 85

RWIT 7286 ZZ 70
 + PARTI INCASSO - CONCEALED BODY
 CORPS À ENCASTRER - UNTERPUTZTEIL

Termostatico incasso
 Concealed thermostatic
 Thermostatique à encastrer
 UP-Thermostat

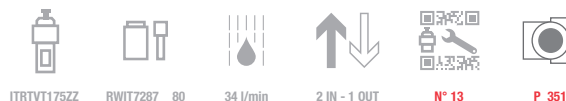


Funzione di sola regolazione temperatura
 no chiusura/apertura acqua

Temperature setting only
 No switch on/off water device

Régulation de la température uniquement
 aucune ouverture/fermeture de l'eau

Nur Temperaturregelung,
 keine Wasser auf / Wasser aus Funktion



ITRTVT175ZZ

RWIT7287_80

34 l/min

2 IN - 1 OUT

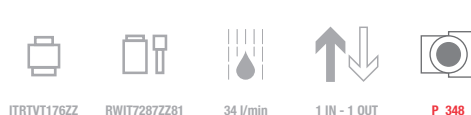
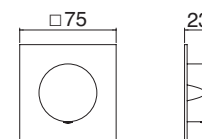
N° 13

P_351

IS RWIT 72B6 IS 05

RWIT 72B6 ZZ 01
 + PARTI INCASSO - CONCEALED BODY
 CORPS À ENCASTRER - UNTERPUTZTEIL

Rubinetto d'arresto 1/2"
 1/2" concealed stop valve
 Robinet d'arrêt 1/2"
 UP-Ventil 1/2"



ITRTVT176ZZ

RWIT7287ZZ81

34 l/min

1 IN - 1 OUT

P_348

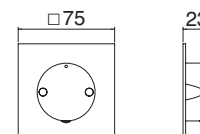
IS RWIT 75D5 IS 15

RWIT 7AD5 ZZ 01
 + PARTI INCASSO - CONCEALED BODY
 CORPS À ENCASTRER - UNTERPUTZTEIL



P_343

Deviatore incasso 2 uscite con chiusura acqua
 2 ways concealed diverter with water shut-off
 Inverseur à encastrer à 2 sorties avec fermeture d'eau
 2 Wege UP- Umsteller mit Wasserabspernung



ITRTVT297ZZ

RWIT7287ZZ81

24 l/min

N° 15

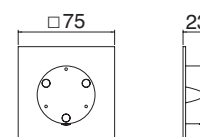
IS RWIT 75D6 IS 15

RWIT 7AD5 ZZ 01
 + PARTI INCASSO - CONCEALED BODY
 CORPS À ENCASTRER - UNTERPUTZTEIL



P_343

Deviatore incasso 3 uscite con chiusura acqua
 3 ways concealed diverter with water shut-off
 Inverseur à encastrer à 3 sorties avec fermeture d'eau
 3 Wege UP- Umsteller mit Wasserabspernung



ITRTVT190ZZ

RWIT7287ZZ81

24 l/min

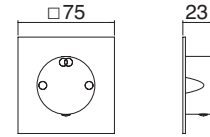
N° 15

IS RWIT 75D5 IS 35

RWIT 7AD5 ZZ 01
 + PARTI INCASSO - CONCEALED BODY
 CORPS À ENCASTRER - UNTERPUTZTEIL



Deviatore incasso 2 uscite senza chiusura acqua
 2 ways concealed diverter without water shut-off
 Inverseur à encastrer à 2 sorties sans fermeture d'eau
 2 Wege UP- Umsteller ohne Wasserabsperrung

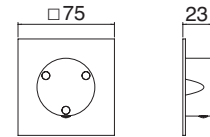


IS RWIT 75D6 IS 35

RWIT 7AD5 ZZ 01
 + PARTI INCASSO - CONCEALED BODY
 CORPS À ENCASTRER - UNTERPUTZTEIL

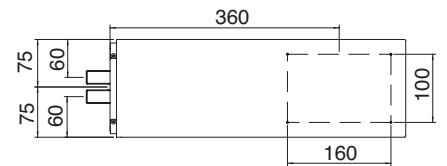
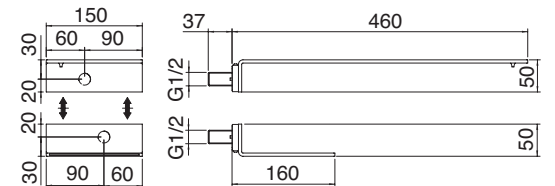


Deviatore incasso 3 uscite senza chiusura acqua
 3 ways concealed diverter without water shut-off
 Inverseur à encastrer à 3 sorties sans fermeture d'eau
 3 Wege UP- Umsteller ohne Wasserabsperrung



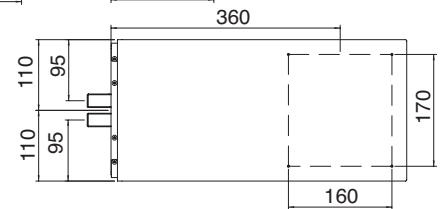
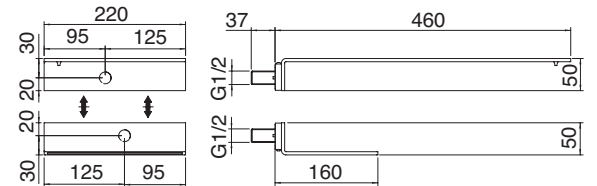
IS RWIT 2847 IS 42

Soffione a parete con cascata 150
 Shower-head with cascade 150
 Douche avec cascade 150
 Regenbrause mit Wasserfall 150



IS RWIT 2847 IS 52

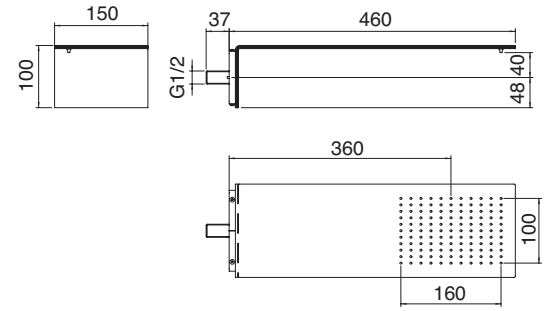
Soffione a parete con cascata 220
 Shower-head with cascade 220
 Douche avec cascade 220
 Regenbrause mit Wasserfall 220





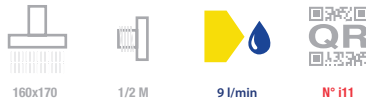
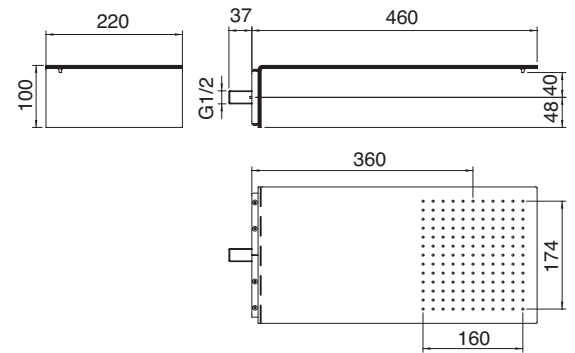
IS RWIT 2847 IS 01

Soffione a parete 150
 Shower-head 150
 Douche 150
 Regenbrause 150



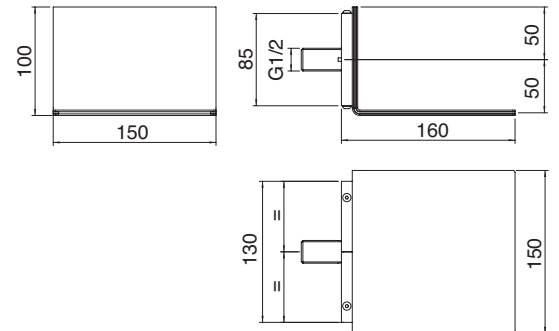
IS RWIT 2847 IS 02

Soffione a parete 220
 Shower-head 220
 Douche 220
 Regenbrause 220



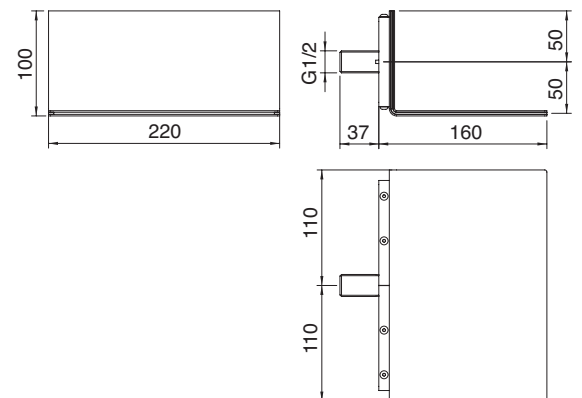
IS RWIT 2847 IS 21

Cascata a parete 150
 Cascade 150
 Cascade 150
 Wasserfall 150



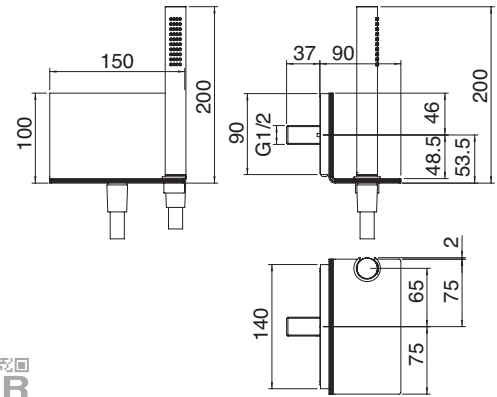
IS RWIT 2847 IS 22

Cascata a parete 220
 Cascade 220
 Cascade 220
 Wasserfall 220



IS RWIT 2847 IS 72

Kit gancio, flessibile, doccia
 Hook, flexible and hand shower kit
 Kit support, flexible et douchette
 Brausehalter, Schlauch und Handbrause



1,5 M PVC



INOX



1/2 M



1/2 M



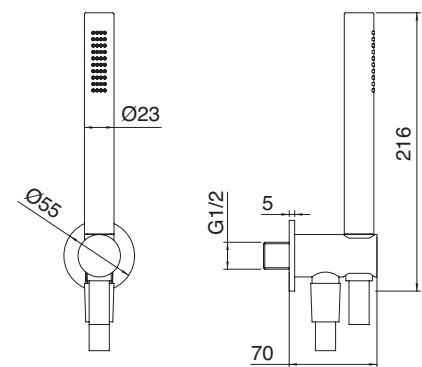
8 l/min



N° i11

IS RWIT 2847 IS 71

Kit gancio, flessibile, doccia
 Hook, flexible and hand shower kit
 Kit support, flexible et douchette
 Brausehalter, Schlauch und Handbrause



1,5 M PVC



INOX



1/2 M



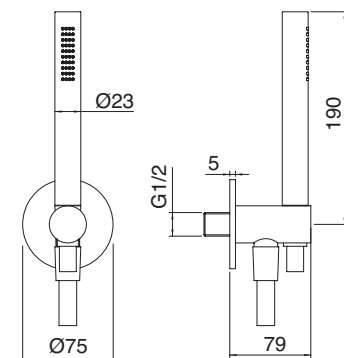
1/2 M



8 l/min

IS RWIT 2847 IS 20

Kit gancio, flessibile, doccia
 Hook, flexible and hand shower kit
 Kit support, flexible et douchette
 Brausehalter, Schlauch und Handbrause



1,5 M PVC



INOX



1/2 M



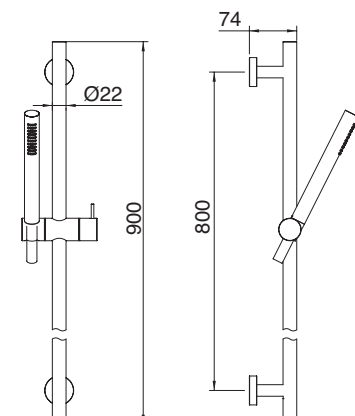
1/2 M



8 l/min

IS RWIT 1347 IS 04

Kit saliscendi senza presa acqua
 Sliding-bar kit without wall hose outlet
 Barre coulissante sans coude mural
 Gleitstange ohne Wandaschlussbogen



1,5 M PVC



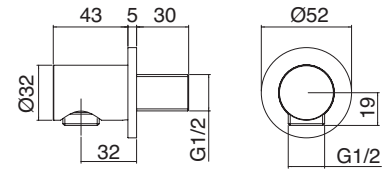
INOX



8 l/min

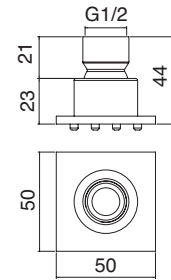
IS IT RTGA 142 IS

Presacqua a muro
Wall hose outlet
Coude mural
Wandanschlussbogen



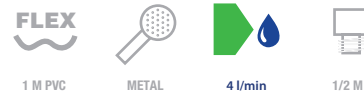
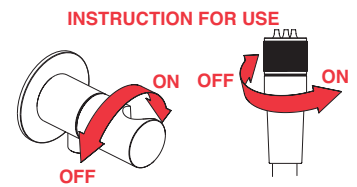
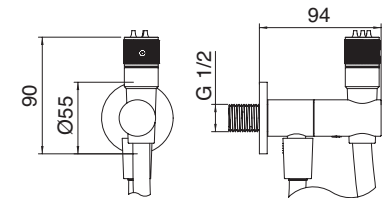
IS IT RTBR 255 IS

Soffione laterale
Nozzle
Buse
Düse



IS RWIT 6565 IS 15

Idroscopino per WC
WC hand shower set
Douchette pour WC
Handbrause Set für WC



Per ulteriori composizioni doccia vedi sezione SHOWERS

For other shower fittings check the SHOWERS section

Pour d'autres solutions douche voir section SHOWERS

Für weitere duschaustattungen siehe abschnitt SHOWERS

22mm

Marco Fagioli, Emanuel Gargano, Giampiero Castagnoli

inox IS

gun metal - PVD 01

bronze - PVD 03

yellow gold - PVD 04



5mm

22mm

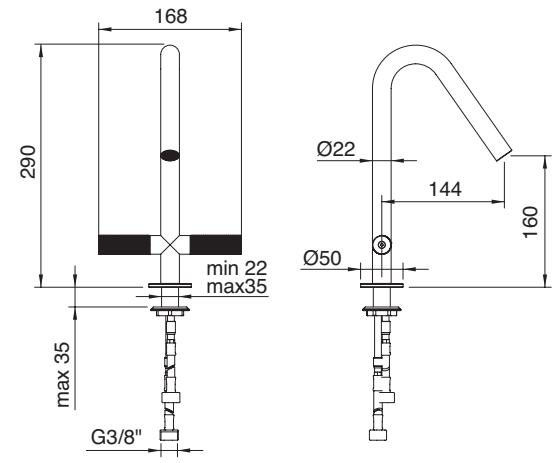
5mm

22mm



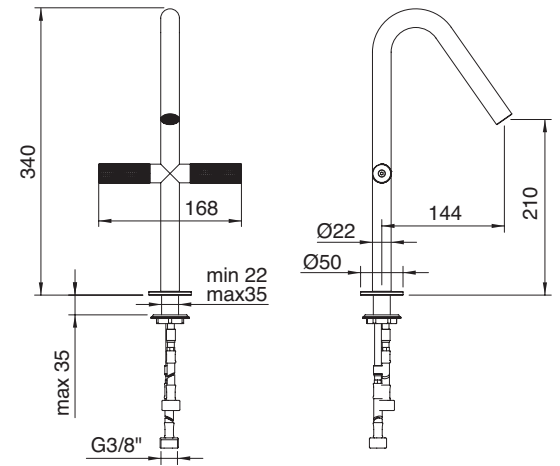
- IS IT 6014 IS 2G ZZ
- 01 IT 6014 01 2G ZZ
- 03 IT 6014 03 2G ZZ
- 04 IT 6014 04 2G ZZ

Miscelatore lavabo 2 maniglie 160
 2-handle basin mixer 160
 Mélangeur lavabo monotrou 160
 2-Griff Waschtischarmatur 160



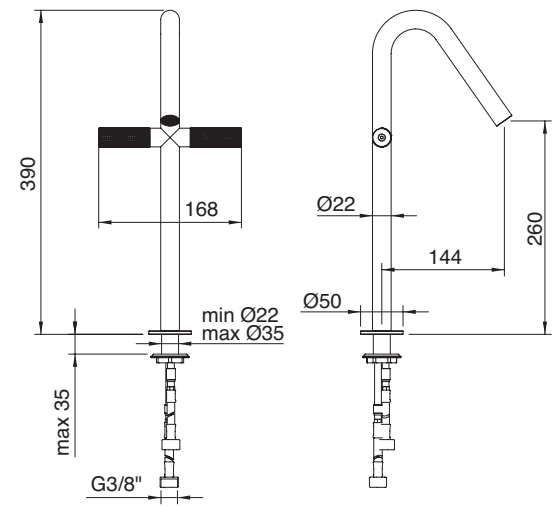
- IS IT 6053 IS 2G ZZ
- 01 IT 6053 01 2G ZZ
- 03 IT 6053 03 2G ZZ
- 04 IT 6053 04 2G ZZ

Miscelatore lavabo 2 maniglie 210
 2-handle basin mixer 210
 Mélangeur lavabo monotrou 210
 2-Griff Waschtischarmatur 210



- IS IT 6015 IS 2G ZZ
- 01 IT 6015 01 2G ZZ
- 03 IT 6015 03 2G ZZ
- 04 IT 6015 04 2G ZZ

Miscelatore lavabo 2 maniglie 260
 2-handle basin mixer 260
 Mélangeur lavabo monotrou 260
 2-Griff Waschtischarmatur 260



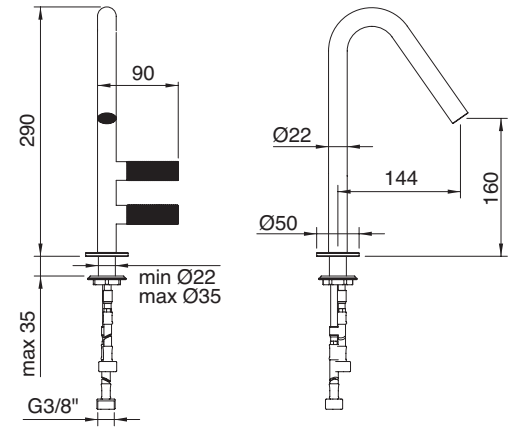
5mm

22mm



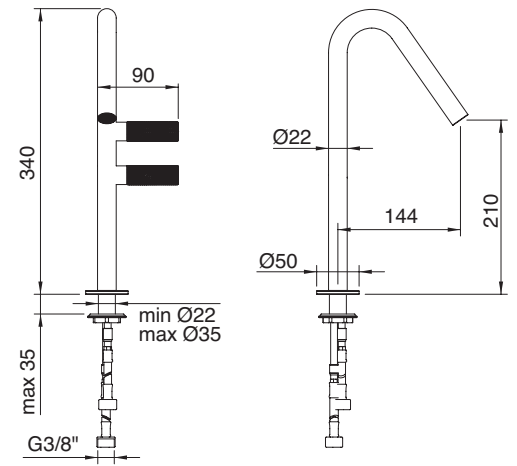
- IS IT 3014 IS 2G ZZ
- 01 IT 3014 01 2G ZZ
- 03 IT 3014 03 2G ZZ
- 04 IT 3014 04 2G ZZ

Miscelatore lavabo 2 maniglie 160
 2-handle basin mixer 160
 Mélangeur lavabo monotrou 160
 2-Griff Waschtischarmatur 160



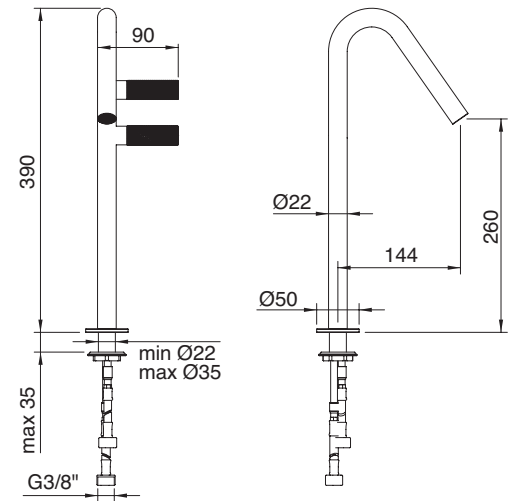
- IS IT 3053 IS 2G ZZ
- 01 IT 3053 01 2G ZZ
- 03 IT 3053 03 2G ZZ
- 04 IT 3053 04 2G ZZ

Miscelatore lavabo 2 maniglie 210
 2-handle basin mixer 210
 Mélangeur lavabo monotrou 210
 2-Griff Waschtischarmatur 210



- IS IT 3015 IS 2G ZZ
- 01 IT 3015 01 2G ZZ
- 03 IT 3015 03 2G ZZ
- 04 IT 3015 04 2G ZZ

Miscelatore lavabo 2 maniglie 260
 2-handle basin mixer 260
 Mélangeur lavabo monotrou 260
 2-Griff Waschtischarmatur 260





5mm

22mm

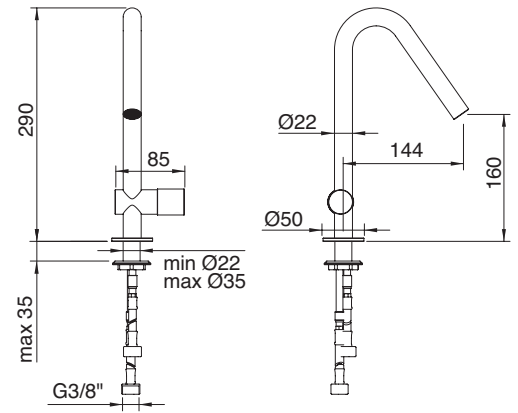
5mm

22mm



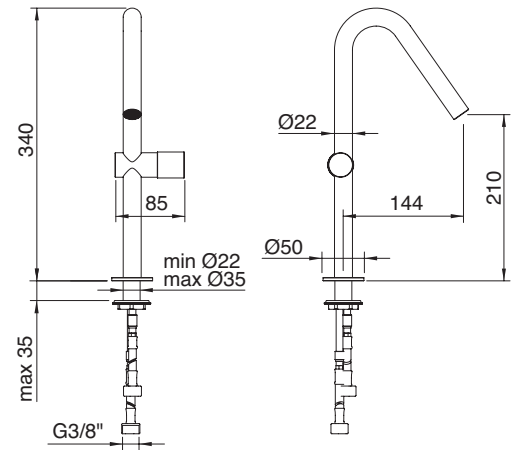
- IS IT 1111 IS 2H ZZ
- 01 IT 1111 01 2H ZZ
- 03 IT 1111 03 2H ZZ
- 04 IT 1111 04 2H ZZ

Miscelatore monocomando lavabo 160
 Washbasin mixer 160
 Mitigeur lavabo 160
 Einhand-Waschtischmischer 160



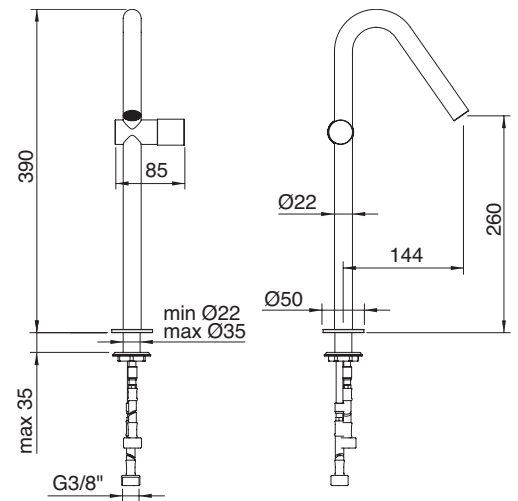
- IS IT 1127 IS 2H ZZ
- 01 IT 1127 01 2H ZZ
- 03 IT 1127 03 2H ZZ
- 04 IT 1127 04 2H ZZ

Miscelatore monocomando lavabo 210
 Washbasin mixer 210
 Mitigeur lavabo 210
 Einhand-Waschtischmischer 210



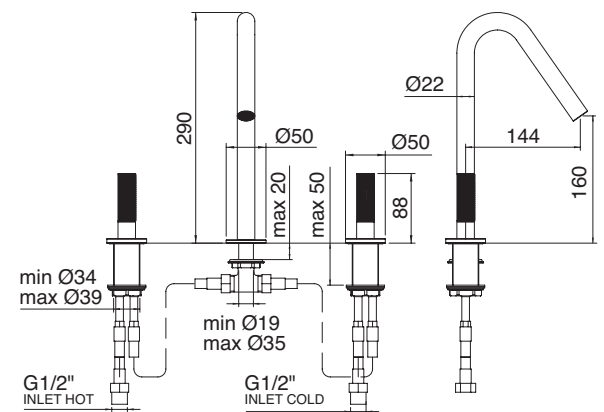
- IS IT 1118 IS 2H ZZ
- 01 IT 1118 01 2H ZZ
- 03 IT 1118 03 2H ZZ
- 04 IT 1118 04 2H ZZ

Miscelatore monocomando lavabo 260
 Washbasin mixer 260
 Mitigeur lavabo 260
 Einhand-Waschtischmischer 260



- IS IT 6011 IS 2G ZZ
- 01 IT 6011 01 2G ZZ
- 03 IT 6011 03 2G ZZ
- 04 IT 6011 04 2G ZZ

Batteria lavabo 3 fori 160
 3 hole washbasin mixer 160
 Mélangeur lavabo 3 trous 160
 Waschtisch Dreilochbatterie 160

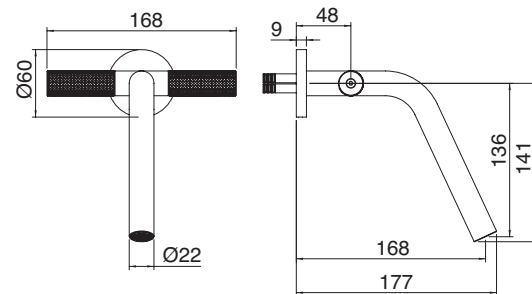




- IS RWIT 6051 IS 03
- 01 RWIT 6051 01 03
- 03 RWIT 6051 03 03
- 04 RWIT 6051 04 03

Miscelatore lavabo a muro 2 maniglie 168
 2 handles wall mounted washbasin mixer 168
 Mélangeur lavabo à encastrer 168
 2-Griff UP-Waschtischarmatur 168

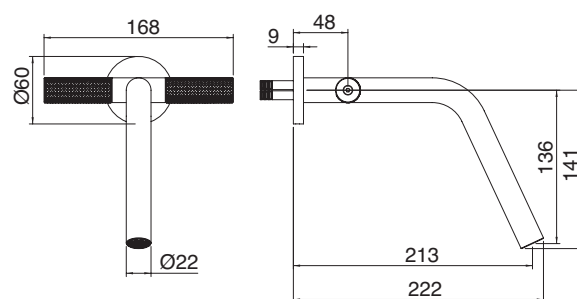
RWIT 6051 ZZ 02
 + PARTI INCASSO - CONCEALED BODY
 CORPS À ENCASTRER - UNTERPUTZTEIL



- IS RWIT 6052 IS 03

Miscelatore lavabo a muro 2 maniglie 213
 2 handles wall mounted washbasin mixer 213
 Mélangeur lavabo à encastrer 213
 2-Griff UP-Waschtischarmatur 213

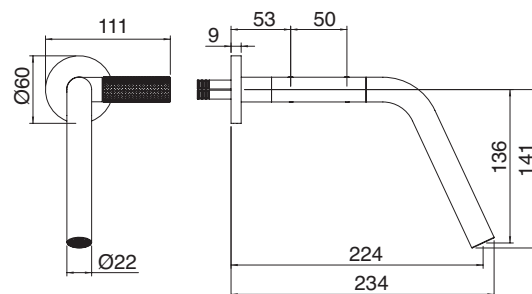
RWIT 6051 ZZ 02
 + PARTI INCASSO - CONCEALED BODY
 CORPS À ENCASTRER - UNTERPUTZTEIL



- IS RWIT 3051 IS 03
- 01 RWIT 3051 01 03
- 03 RWIT 3051 03 03
- 04 RWIT 3051 04 03

Miscelatore lavabo a muro 2 maniglie 224
 2 handles wall mounted washbasin mixer 224
 Mélangeur lavabo à encastrer 224
 2-Griff UP-Waschtischarmatur 224

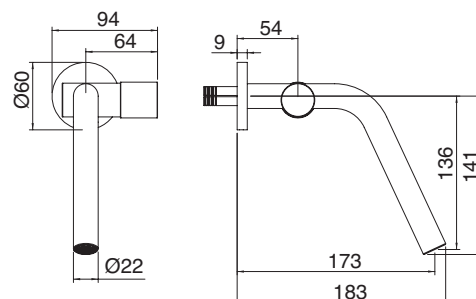
RWIT 6051 ZZ 02
 + PARTI INCASSO - CONCEALED BODY
 CORPS À ENCASTRER - UNTERPUTZTEIL



- IS RWIT 1151 IS 03
- 01 RWIT 1151 01 03
- 03 RWIT 1151 03 03
- 04 RWIT 1151 04 03

Miscelatore monocomando lavabo incasso 173
 Concealed washbasin mixer 173
 Mitigeur lavabo à encastrer 173
 UP-Einhand-Waschtischmischer 173

RWIT 6051 ZZ 02
 + PARTI INCASSO - CONCEALED BODY
 CORPS À ENCASTRER - UNTERPUTZTEIL





5mm

22mm

5mm

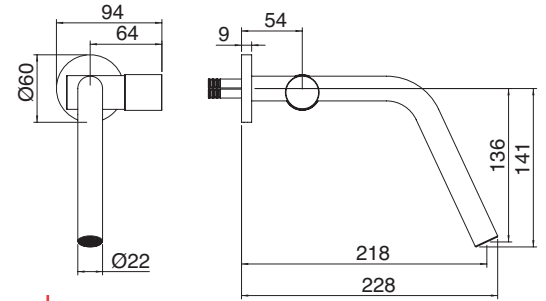
22mm



IS RWIT 1152 IS 03

RWIT 6051 ZZ 02
 + PARTI INCASSO - CONCEALED BODY
 CORPS À ENCASTRER - UNTERPUTZTEIL

Miscelatore monocomando lavabo incasso 218
 Concealed washbasin mixer 218
 Mitigeur lavabo à encastrer 218
 UP-Einhand-Waschtischmischer 218

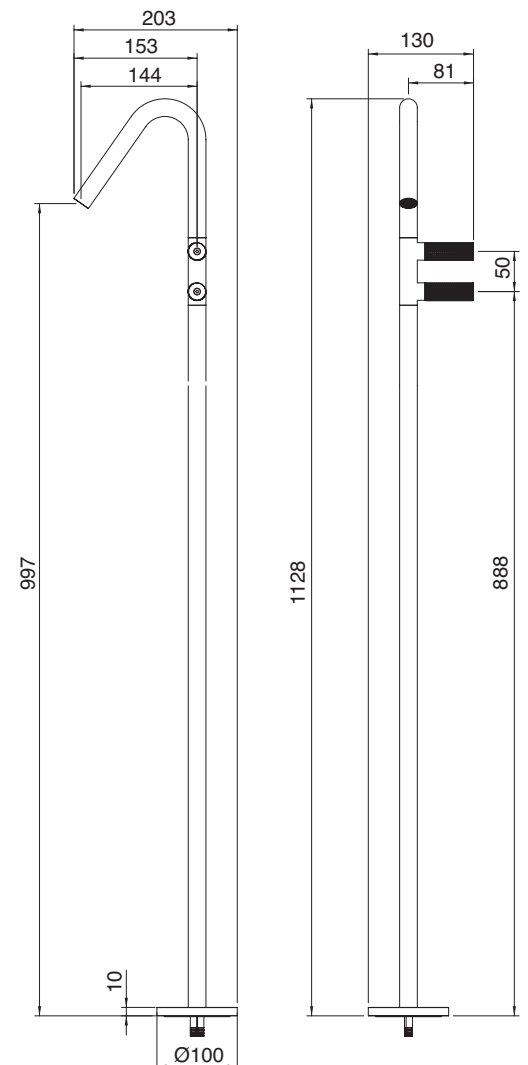


ITRTVT219ZZ ITRTAE158ZZ ITRTAT120ZZ 6 l/min N° 29 P_347

IS RWIT 6082 IS 01

RWIT 6051 ZZ 01
 + PARTI INCASSO - CONCEALED BODY
 CORPS À ENCASTRER - UNTERPUTZTEIL

Miscelatore lavabo 2 maniglie da terra 1072
 2 handles floor standing washbasin mixer 1072
 Mélangeur lavabo sur colonne au sol 1072
 2-Griff Waschtisch Standarmatur 1072



ITRTVT187NI ITRTAE158ZZ ITRTAT120ZZ 6 l/min N° 20 P_347

22mm

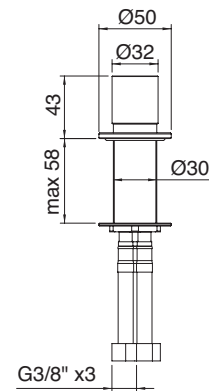
5mm

22mm



- IS RWIT 6006 IS 04
- 01 RWIT 6006 01 04
- 03 RWIT 6006 03 04
- 04 RWIT 6006 04 04

Monocomando remoto da piano per lavabo
Deck mounted control mixer
Mitigeur lavabo seul sur gorge
Waschtisch Einhebelmischer für separaten Auslauf

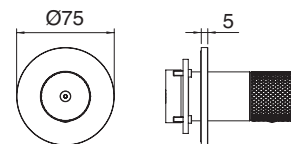


- IS RWIT 11C8 IS 01
- 01 RWIT 11C8 01 01
- 03 RWIT 11C8 03 01
- 04 RWIT 11C8 04 01

RWIT 51A8 ZZ 03
+ PARTI INCASSO - CONCEALED BODY
CORPS À ENCASTRER - UNTERPUTZTEIL

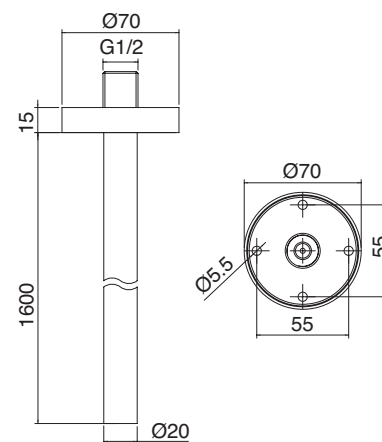


Monocomando remoto lavabo/doccia incasso
Concealed washbasin/shower mixer
Mitigeur lavabo/douche à encastrer
UP-Waschtisch/Dusche Mischer



- IS IT 6576 IS ZZ ZZ
- 01 IT 6576 01 ZZ ZZ
- 03 IT 6576 03 ZZ ZZ
- 04 IT 6576 04 ZZ ZZ

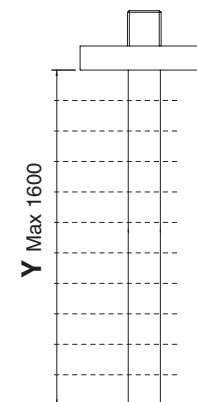
Bocca a soffitto con rosone
Ceiling spout
Bec au plafond
Deckenauslauf



- IS IT 6576 IS ZZ YY
- 01 IT 6576 01 ZZ YY
- 03 IT 6576 03 ZZ YY
- 04 IT 6576 04 ZZ YY

“DIMENSIONI SU MISURA”
“CUSTOMIZED SIZE”
“DIMENSIONS SUR MESURE”
“LÄNGE NACH MASS”

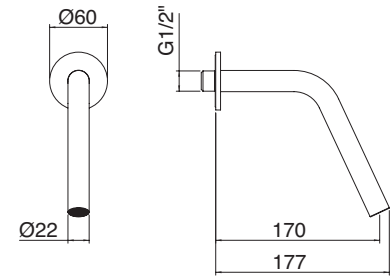
Y:
Altezza
Height
Hauteur
Länge



= ___ cm

- IS IT 1163 IS ZZ ZZ
- 01 IT 1163 01 ZZ ZZ
- 03 IT 1163 03 ZZ ZZ
- 04 IT 1163 04 ZZ ZZ

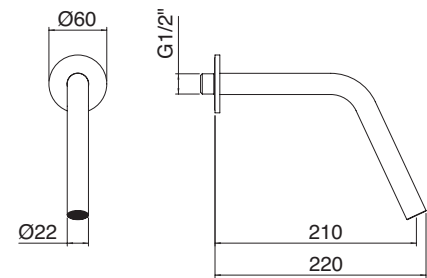
Bocca a muro 170
 Wall-mtd spout 170
 Bec mural 170
 Einlauf Wandmontage 170



ITRTAE158ZZ ITRTAT120ZZ 6 l/min

- IS IT 1161 IS ZZ ZZ
- 01 IT 1161 01 ZZ ZZ
- 03 IT 1161 03 ZZ ZZ
- 04 IT 1161 04 ZZ ZZ

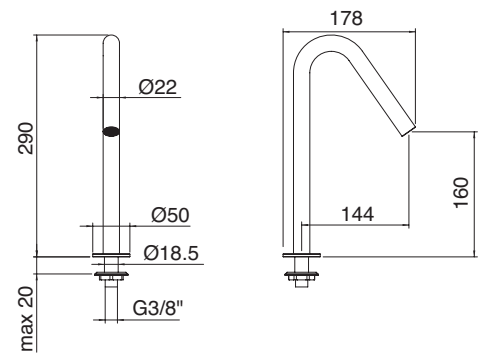
Bocca a muro 210
 Wall-mtd spout 210
 Bec mural 210
 Einlauf Wandmontage 210



ITRTAE158ZZ ITRTAT120ZZ 6 l/min

- IS RWIT 6011 IS 01
- 01 RWIT 6011 01 01
- 03 RWIT 6011 03 01
- 04 RWIT 6011 04 01

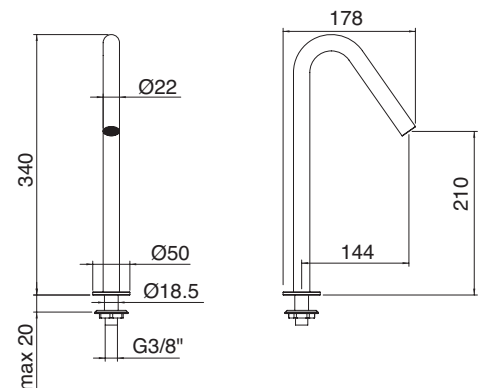
Bocca lavabo da piano 160
 Deck-mtd spout 160
 Bec sur gorge 160
 Einlauf 160



ITRTAE158ZZ ITRTAT120ZZ 6 l/min

- IS RWIT 6054 IS 01
- 01 RWIT 6054 01 01
- 03 RWIT 6054 03 01
- 04 RWIT 6054 04 01

Bocca lavabo da piano 210
 Deck-mtd spout 210
 Bec sur gorge 210
 Einlauf 210



ITRTAE158ZZ ITRTAT120ZZ 6 l/min

22mm

5mm

22mm

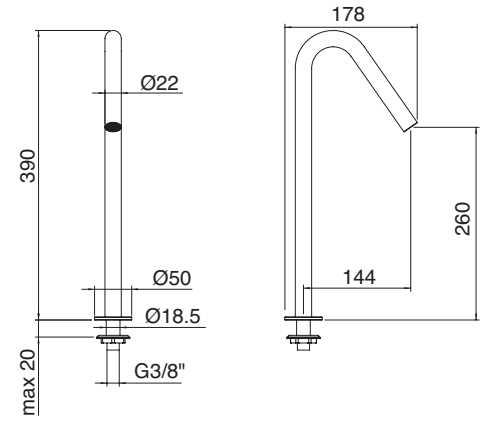


- IS RWIT 6016 IS 01
- 01 RWIT 6016 01 01
- 03 RWIT 6016 03 01
- 04 RWIT 6016 04 01

Bocca lavabo da piano 260
Deck-mtd spout 260
Bec sur gorge 260
Einlauf 260



ITRTAE158ZZ ITRTAT120ZZ 6 L/min

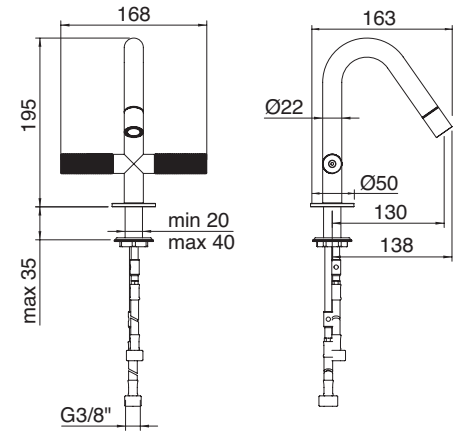


- IS IT 6024 IS 2G ZZ
- 01 IT 6024 01 2G ZZ
- 03 IT 6024 03 2G ZZ
- 04 IT 6024 04 2G ZZ

Miscelatore bidet 2 maniglie
2-handle bidet mixer mixer
Mélangeur bidet monotrou
2-Griff Bidetarmatur



ITRTVT187NI ITRTVT188NI ITRTAE159ZZ ITRTAT120ZZ 7 l/min

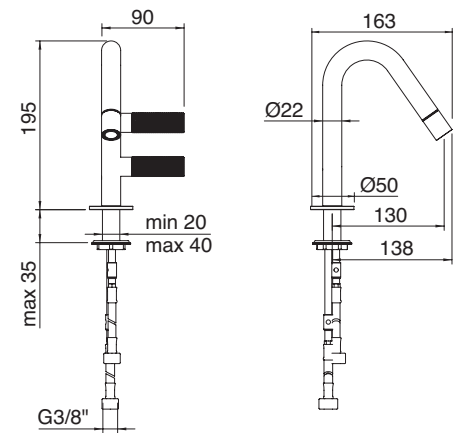


- IS IT 3024 IS 2G ZZ
- 01 IT 3024 01 2G ZZ
- 03 IT 3024 03 2G ZZ
- 04 IT 3024 04 2G ZZ

Miscelatore bidet 2 maniglie
2-handle bidet mixer mixer
Mélangeur bidet monotrou
2-Griff Bidetarmatur



ITRTVT187NI ITRTAE159ZZ ITRTAT120ZZ 7 l/min

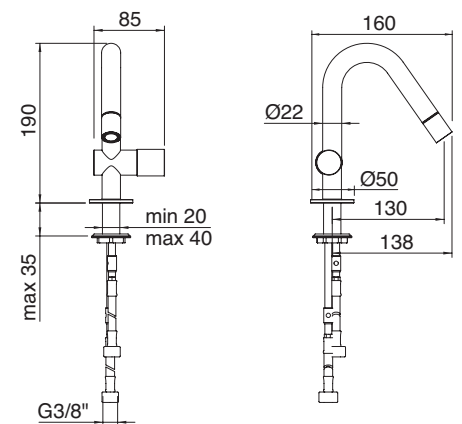


- IS IT 1122 IS 2H ZZ
- 01 IT 1122 01 2H ZZ
- 03 IT 1122 03 2H ZZ
- 04 IT 1122 04 2H ZZ

Miscelatore monocomando bidet
Bidet mixer
Mitigeur bidet
Bidet - Mischer



ITRTVT219ZZ ITRTAE159ZZ ITRTAT120ZZ 7 l/min





5mm

22mm

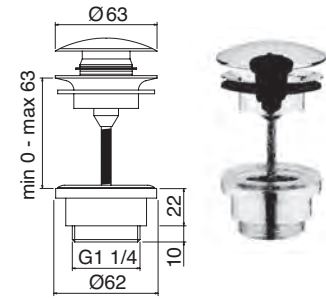
5mm

22mm



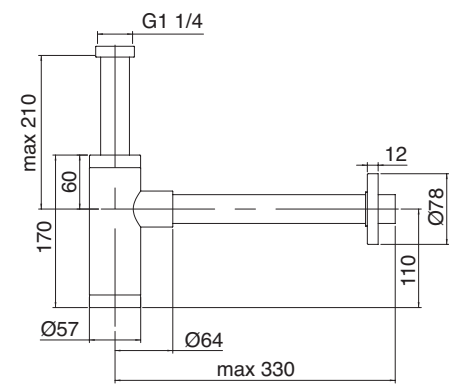
- IS IT RTSA 117 IS
- 01 IT RTSA 117 01
- 03 IT RTSA 117 03
- 04 IT RTSA 117 04

Scarico click-clack universale
 Universal up/down pop-up waste
 Bonde up-down universelle
 Abfluss mit Druckknopf



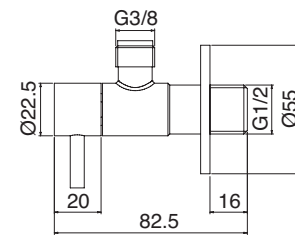
- IS IT RTSF 116 IS
- 01 IT RTSF 116 01
- 03 IT RTSF 116 03
- 04 IT RTSF 116 04

Sifone a vista
 Drain-trap
 Siphon
 Siphon für Waschtisch



- IS IT 0401 IS ZZ ZZ
- 01 IT 0401 01 ZZ ZZ
- 03 IT 0401 03 ZZ ZZ
- 04 IT 0401 04 ZZ ZZ

Rubinetto d'arresto con filtro
 Stop valves with filter
 Robinets d'arrêt avec filtre
 Eckventile m Filter u. Absperrung



ITRTVT124NI



1/2 M

22mm

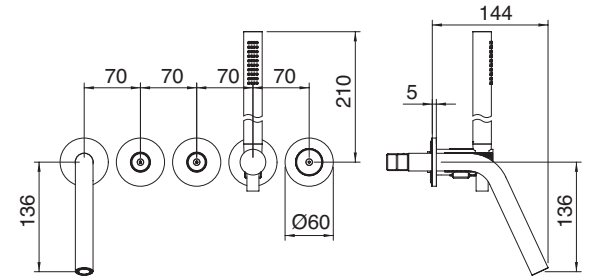
5mm

22mm

- IS RWIT 6005 IS 51
- 01 RWIT 6005 01 51
- 03 RWIT 6005 03 51
- 04 RWIT 6005 04 51

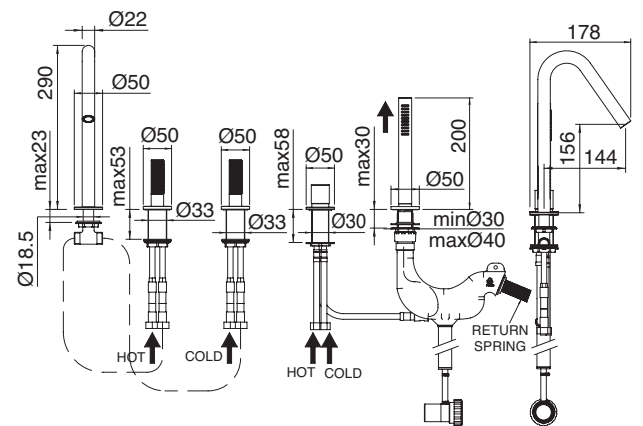
RWIT 6005 IS 50
 + PARTI INCASSO - CONCEALED BODY
 CORPS À ENCASTRER - UNTERPUTZTEIL

Miscelatore monocomando vasca/doccia incasso
 Concealed bath/shower mixer
 Mitigeur bain/douche à encastrer
 Wanne / Brause EHM U.P.



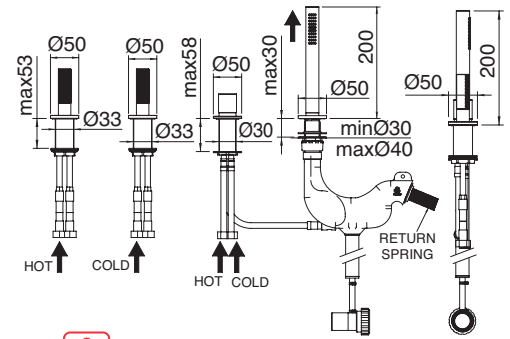
- IS IT 6006 IS 2G ZZ
- 01 IT 6006 01 2G ZZ
- 03 IT 6006 03 2G ZZ
- 04 IT 6006 04 2G ZZ

Batteria bordo vasca 5 fori con doccetta estraibile
 5 hole deck-mounted bathtub
 Mélangeur bain/douche 5 trous sur gorge
 Fünfloch - Wannenrandarmatur



- IS IT 6070 IS 2G ZZ
- 01 IT 6070 01 2G ZZ
- 03 IT 6070 03 2G ZZ
- 04 IT 6070 04 2G ZZ

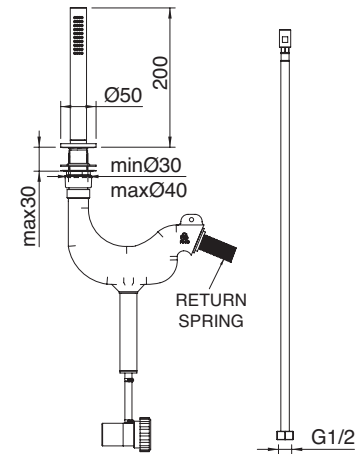
Batteria bordo vasca con doccetta estraibile senza bocca
 Deck-mounted bathtub without spout
 Mélangeur bain/douche sur gorge sans bec
 Wannenrandarmatur ohne Auslauf



ITRTVT227ZZ ITRTVT219ZZ 1,5 M PVC INOX MAX 20 l/min 8 l/min P_373

- IS RWIT 6006 IS 25
- 01 RWIT 6006 01 25
- 03 RWIT 6006 03 25
- 04 RWIT 6006 04 25

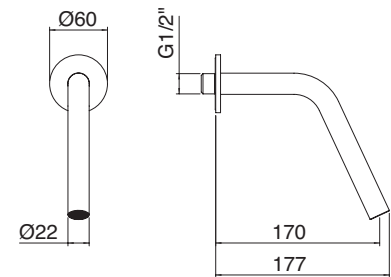
Doccetta estraibile bordo vasca
 Deck-mounted retractable handshower
 Douchette extractible sur gorge
 Versenkbare Schlauchbrause



FLEX 1,5 M PVC INOX 8 L/min P_373

- IS IT 1163 IS ZZ HF
- 01 IT 1163 01 ZZ HF
- 03 IT 1163 03 ZZ HF
- 04 IT 1163 04 ZZ HF

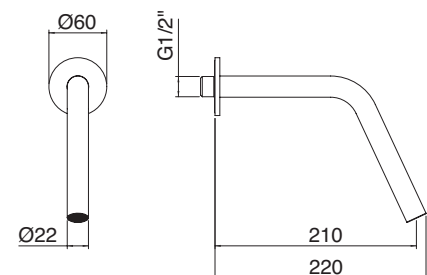
Bocca a muro per vasca 170
 Wall-mtd. spout for bathtub 170
 Bec mural pour baignoire 170
 Wandauslauf für Badewannen 170



ITRTAE134ZZ ITRTAT120ZZ 18 L/min

- IS IT 1161 IS ZZ HF
- 01 IT 1161 01 ZZ HF
- 03 IT 1161 03 ZZ HF
- 04 IT 1161 04 ZZ HF

Bocca a muro per vasca 210
 Wall-mtd. spout for bathtub 210
 Bec mural pour baignoire 210
 Wandauslauf für Badewannen 210



ITRTAE134ZZ ITRTAT120ZZ 18 L/min

22mm

5mm

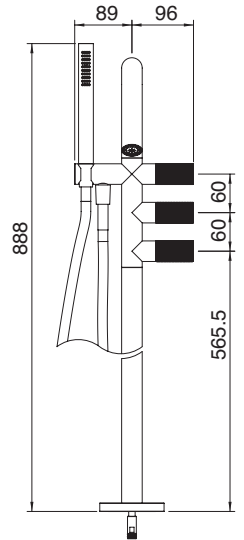
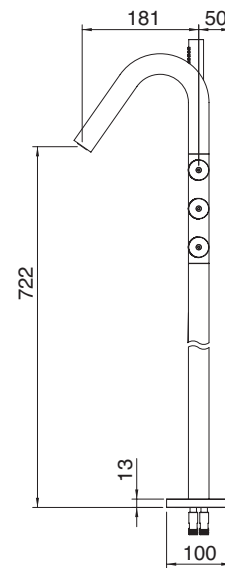
22mm



- IS RWIT 6084 IS 01
- 01 RWIT 6084 01 01
- 03 RWIT 6084 03 01
- 04 RWIT 6084 04 01

RWIT 1314 ZZ 02
 + PARTI INCASSO - CONCEALED BODY
 CORPS À ENCASTRER - UNTERPUTZTEIL

Miscelatore vasca da terra 2 maniglie 722
 2 handles floor standing bathub mixer 722
 Mélangeur bain douche sur colonne au sol 722
 2-Griff Wannenstandarmatur 722



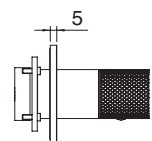
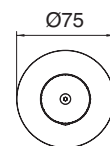
ITRTVT22ZZZ RWIT6084NI50 ITRTAE126ZZ - 14° ITRTAT111ZZ 1,5 M PVC INOX ≥ 20 l/min ≤ 8 l/min N° 22 P_348

- IS RWIT 11C8 IS 01
- 01 RWIT 11C8 01 01
- 03 RWIT 11C8 03 01
- 04 RWIT 11C8 04 01

RWIT 51A8 ZZ 03
 + PARTI INCASSO - CONCEALED BODY
 CORPS À ENCASTRER - UNTERPUTZTEIL



Monocomando remoto lavabo/doccia incasso
 Concealed washbasin/shower mixer
 Mitigeur lavabo/douche à encastrer
 UP-Waschtisch/Dusche Mischer



RWIT9AA5ZZ07 1,5cm RWIT51ASZZ80 3cm RWIT51ASZZ85 5cm RWIT51ASZZ90 24 L/min N° i43 RWIT51A8ZZ90



5mm

22mm

5mm

22mm





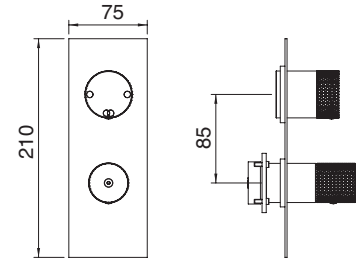
- ○ ← IS RWIT 11A2 IS 01
 - 01 RWIT 11A2 01 01
 - 03 RWIT 11A2 03 01
 - 04 RWIT 11A2 04 01
-
- ○ ← IS RWIT 11E2 IS 01
 - 01 RWIT 11E2 01 01
 - 03 RWIT 11E2 03 01
 - 04 RWIT 11E2 04 01

Miscelatore monocomando con deviatore 2 uscite
 Concealed mixer with 2 ways diverter
 Mitigeur à encastrer avec inverseur à 2 sorties
 EHM U.P mit 2 Wege Umsteller

RWIT 22A2 ZZ 01
 + PARTI INCASSO - CONCEALED BODY
 CORPS À ENCASTRER - UNTERPUTZTEIL



P_342



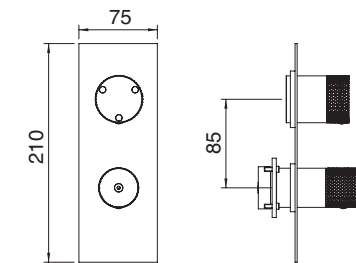
- ○ ← IS RWIT 11A3 IS 01
 - 01 RWIT 11A3 01 01
 - 03 RWIT 11A3 03 01
 - 04 RWIT 11A3 04 01
-
- ○ ← IS RWIT 11E3 IS 01
 - 01 RWIT 11E3 01 01
 - 03 RWIT 11E3 03 01
 - 04 RWIT 11E3 04 01

Miscelatore monocomando con deviatore 3 uscite
 Concealed mixer with 3 ways diverter
 Mitigeur à encastrer avec inverseur à 3 sorties
 EHM U.P mit 3 Wege Umsteller

RWIT 22A2 ZZ 01
 + PARTI INCASSO - CONCEALED BODY
 CORPS À ENCASTRER - UNTERPUTZTEIL



P_342



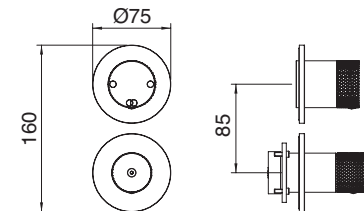
- ○ ← IS RWIT 11C2 IS 01
 - 01 RWIT 11C2 01 01
 - 03 RWIT 11C2 03 01
 - 04 RWIT 11C2 04 01
-
- ○ ← IS RWIT 11F2 IS 01
 - 01 RWIT 11F2 01 01
 - 03 RWIT 11F2 03 01
 - 04 RWIT 11F2 04 01

Miscelatore monocomando con deviatore 2 uscite
 Concealed mixer with 2 ways diverter
 Mitigeur à encastrer avec inverseur à 2 sorties
 EHM U.P mit 2 Wege Umsteller

RWIT 22A2 ZZ 01
 + PARTI INCASSO - CONCEALED BODY
 CORPS À ENCASTRER - UNTERPUTZTEIL



P_342



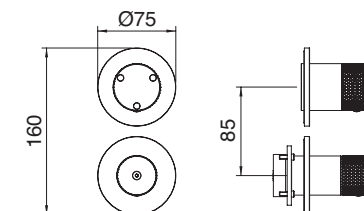
- ○ ← IS RWIT 11C3 IS 01
 - 01 RWIT 11C3 01 01
 - 03 RWIT 11C3 03 01
 - 04 RWIT 11C3 04 01
-
- ○ ← IS RWIT 11F3 IS 01
 - 01 RWIT 11F3 01 01
 - 03 RWIT 11F3 03 01
 - 04 RWIT 11F3 04 01

Miscelatore monocomando con deviatore 3 uscite
 Concealed mixer with 3 ways diverter
 Mitigeur à encastrer avec inverseur à 3 sorties
 EHM U.P mit 3 Wege Umsteller

RWIT 22A2 ZZ 01
 + PARTI INCASSO - CONCEALED BODY
 CORPS À ENCASTRER - UNTERPUTZTEIL



P_342



22mm

5mm

22mm

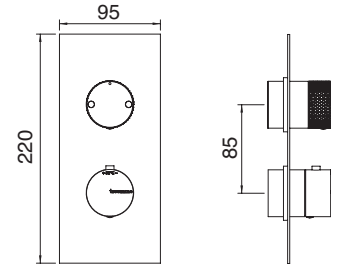


- IS RWIT 8A46 IS 16
- 01 RWIT 8A46 01 16
- 03 RWIT 8A46 03 16
- 04 RWIT 8A46 04 16

RWIT 8A46 ZZ 20
 + PARTI INCASSO - CONCEALED BODY
 CORPS À ENCASTRER - UNTERPUTZTEIL



Termostatico incasso con deviatore 2 uscite
 2 ways concealed thermostatic diverter
 Thermostatique à encastrer avec inverseur à 2 sorties
 UP-Thermostat 2 Wege Umsteller

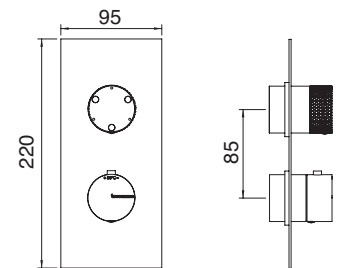


- IS RWIT 8A72 IS 16
- 01 RWIT 8A72 01 16
- 03 RWIT 8A72 03 16
- 04 RWIT 8A72 04 16

RWIT 8A46 ZZ 20
 + PARTI INCASSO - CONCEALED BODY
 CORPS À ENCASTRER - UNTERPUTZTEIL



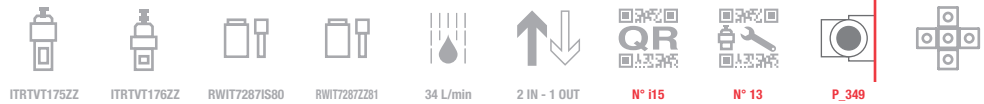
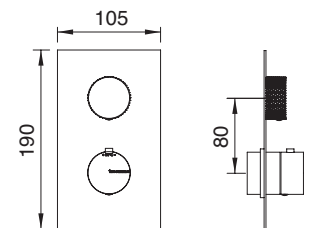
Termostatico incasso con deviatore 3 uscite
 3 ways concealed thermostatic diverter
 Thermostatique à encastrer avec inverseur à 3 sorties
 UP-Thermostat 3 Wege Umsteller



- IS RWIT 6087 IS 35
- 01 RWIT 6087 01 35
- 03 RWIT 6087 03 35
- 04 RWIT 6087 04 35

RWIT 7287 ZZ 30
 + PARTI INCASSO - CONCEALED BODY
 CORPS À ENCASTRER - UNTERPUTZTEIL

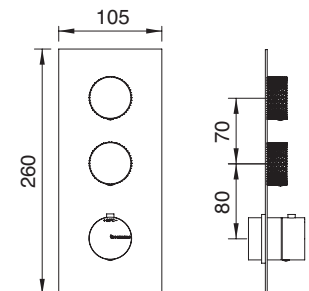
Termostatico incasso 1 uscita
 1 way concealed thermostatic
 Thermostatique à encastrer avec 1 sortie
 UP-Thermostat mit 1 Weg



- IS RWIT 6086 IS 35
- 01 RWIT 6086 01 35
- 03 RWIT 6086 03 35
- 04 RWIT 6086 04 35

RWIT 7286 ZZ 30
 + PARTI INCASSO - CONCEALED BODY
 CORPS À ENCASTRER - UNTERPUTZTEIL

Termostatico incasso 2 uscite
 2 ways concealed thermostatic
 Thermostatique à encastrer avec 2 sorties
 UP-Thermostat mit 2 Wege





5mm

22mm

IT 6597 IS ZZ ZZ + RWIT 11C2 IS 01 + RWIT 2847 IS 71

22mm

5mm

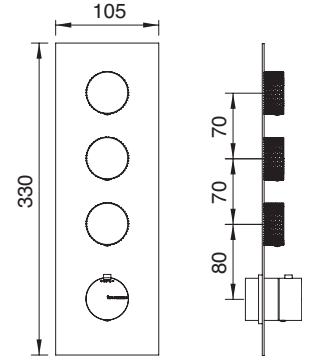
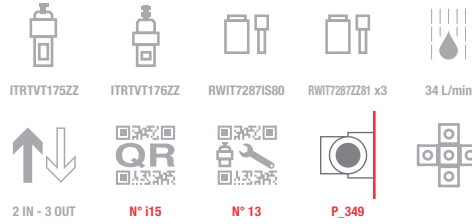
22mm



- IS RWIT 6094 IS 03
- 01 RWIT 6094 01 03
- 03 RWIT 6094 03 03
- 04 RWIT 6094 04 03

RWIT 7294 ZZ 30
 + PARTI INCASSO - CONCEALED BODY
 CORPS À ENCASTRER - UNTERPUTZTEIL

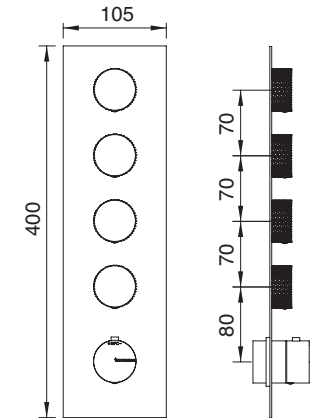
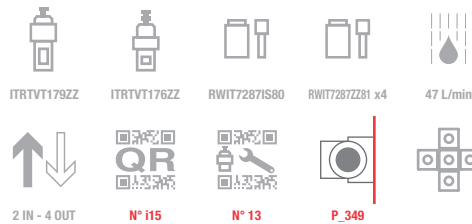
Termostatico incasso 3 uscite
 3 ways concealed thermostatic
 Thermostatique à encastrer avec 3 sorties
 UP-Thermostat mit 3 Wege



- IS RWIT 6097 IS 31
- 01 RWIT 6097 01 31
- 03 RWIT 6097 03 31
- 04 RWIT 6097 04 31

RWIT 7297 ZZ 30
 + PARTI INCASSO - CONCEALED BODY
 CORPS À ENCASTRER - UNTERPUTZTEIL

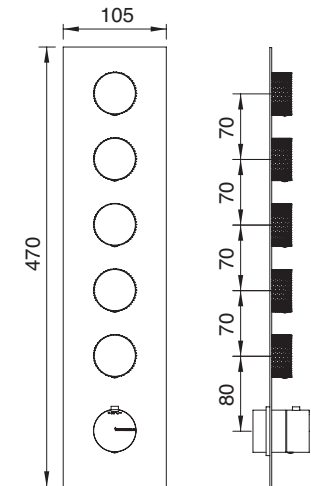
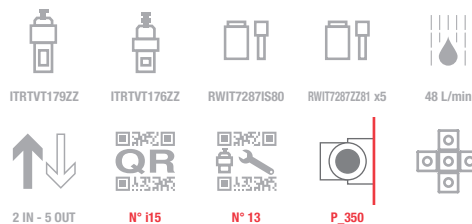
Termostatico incasso 4 uscite
 4 ways concealed thermostatic
 Thermostatique à encastrer avec 4 sorties
 UP-Thermostat mit 4 Wege



- IS RWIT 6098 IS 35
- 01 RWIT 6098 01 35
- 03 RWIT 6098 03 35
- 04 RWIT 6098 04 35

RWIT 7298 ZZ 30
 + PARTI INCASSO - CONCEALED BODY
 CORPS À ENCASTRER - UNTERPUTZTEIL

Termostatico incasso 5 uscite
 5 ways concealed thermostatic
 Thermostatique à encastrer avec 5 sorties
 UP-Thermostat mit 5 Wege



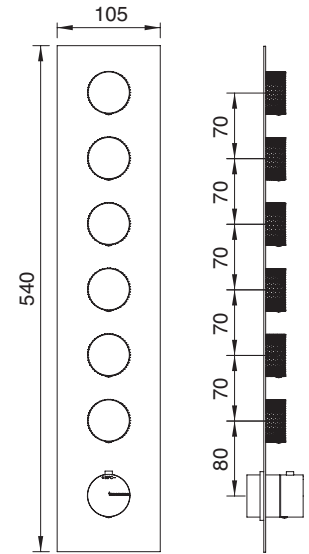


- IS RWIT 6064 IS 35
- 01 RWIT 6064 01 35
- 03 RWIT 6064 03 35
- 04 RWIT 6064 04 35

Termostatico incasso 6 uscite
6 ways concealed thermostatic
Thermostatique à encastrer avec 6 sorties
UP-Thermostat mit 6 Wege

- RWIT 7264 ZZ 30**
- +  PARTI INCASSO - CONCEALED BODY
CORPS À ENCASTRER - UNTERPUTZTEIL

				
ITRTVT179ZZ	ITRTVT176ZZ	RWIT7287IS80	RWIT7287ZZ81 x6	50 L/min
				
2 IN - 6 OUT	N° i15	N° 13	P_350	

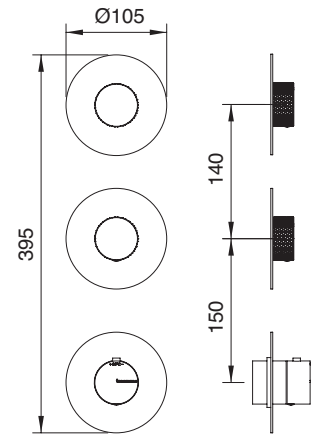


- IS RWIT 6074 IS 01
- 01 RWIT 6074 01 01
- 03 RWIT 6074 03 01
- 04 RWIT 6074 04 01

Termostatico incasso 2 uscite
2 ways concealed thermostatic
Thermostatique à encastrer avec 2 sorties
UP-Thermostat mit 2 Wege

- RWIT 7274 ZZ 40**
- +  PARTI INCASSO - CONCEALED BODY
CORPS À ENCASTRER - UNTERPUTZTEIL

				
ITRTVT175ZZ	ITRTVT176ZZ	RWIT7287IS80	RWIT7287ZZ81 x2	34 L/min
				
2 IN - 2 OUT	N° i15	N° 13	P_350	

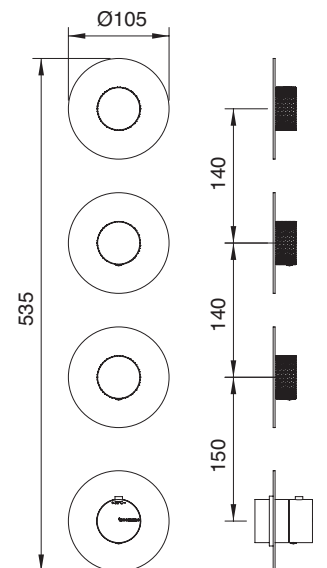


- IS RWIT 6075 IS 01
- 01 RWIT 6075 01 01
- 03 RWIT 6075 03 01
- 04 RWIT 6075 04 01

Termostatico incasso 3 uscite
3 ways concealed thermostatic
Thermostatique à encastrer avec 3 sorties
UP-Thermostat mit 3 Wege

- RWIT 7275 ZZ 40**
- +  PARTI INCASSO - CONCEALED BODY
CORPS À ENCASTRER - UNTERPUTZTEIL


				
ITRTVT175ZZ	ITRTVT176ZZ	RWIT7287IS80	RWIT7287ZZ81 x3	34 L/min
				
2 IN - 3 OUT	N° i15	N° 13	P_351	





5mm


22mm



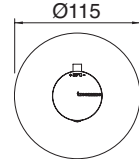
IT RTBR 382 03 + RWIT 11C2 03 01
+ RWIT 2847 03 71

- IS RWIT 7286 IS 80
- 01 RWIT 7286 01 80
- 03 RWIT 7286 03 80
- 04 RWIT 7286 04 80

RWIT 7286 ZZ 70

- +  PARTI INCASSO - CONCEALED BODY
- CORPS À ENCASTRER - UNTERPUTZTEIL

Termostatico incasso
 Concealed thermostatic
 Thermostatique à encastrer
 UP-Thermostat



**Funzione di sola regolazione temperatura
 no chiusura/apertura acqua**

**Temperature setting only
 No switch on/off water device**

**Régulation de la température uniquement
 aucune ouverture/fermeture de l'eau**

**Nur Temperaturregelung,
 keine Wasser auf / Wasser aus Funktion**

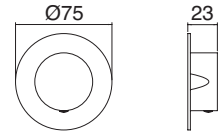


- IS RWIT 72B6 IS 01
- 01 RWIT 72B6 01 01
- 03 RWIT 72B6 03 01
- 04 RWIT 72B6 04 01

RWIT 72B6 ZZ 01


- +  PARTI INCASSO - CONCEALED BODY
- CORPS À ENCASTRER - UNTERPUTZTEIL

Rubinetto d'arresto 1/2"
 1/2" concealed stop valve
 Robinet d'arrêt 1/2"
 UP-Ventil 1/2"



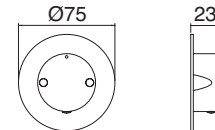
- IS RWIT 75D5 IS 10
- 01 RWIT 75D5 01 10
- 03 RWIT 75D5 03 10
- 04 RWIT 75D5 04 10

RWIT 7AD5 ZZ 01

- +  PARTI INCASSO - CONCEALED BODY
- CORPS À ENCASTRER - UNTERPUTZTEIL



Deviatore incasso 2 uscite con chiusura acqua
 2 ways concealed diverter with water shut-off
 Inverseur à encastrer à 2 sorties avec fermeture d'eau
 2 Wege UP- Umsteller mit Wasserabsperung



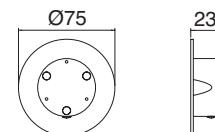
- IS RWIT 75D6 IS 10
- 01 RWIT 75D6 01 10
- 03 RWIT 75D6 03 10
- 04 RWIT 75D6 04 10

RWIT 7AD5 ZZ 01

- +  PARTI INCASSO - CONCEALED BODY
- CORPS À ENCASTRER - UNTERPUTZTEIL



Deviatore incasso 3 uscite con chiusura acqua
 3 ways concealed diverter with water shut-off
 Inverseur à encastrer à 3 sorties avec fermeture d'eau
 3 Wege UP- Umsteller mit Wasserabsperung



22mm

5mm

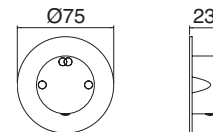
22mm

- IS RWIT 75D5 IS 30
- 01 RWIT 75D5 01 30
- 03 RWIT 75D5 03 30
- 04 RWIT 75D5 04 30

RWIT 7AD5 ZZ 01
 + PARTI INCASSO - CONCEALED BODY
 CORPS À ENCASTRER - UNTERPUTZTEIL



Deviatore incasso 2 uscite senza chiusura acqua
 2 ways concealed diverter without water shut-off
 Inverseur à encastrer à 2 sorties sans fermeture d'eau
 2 Wege UP- Umsteller ohne Wasserabsperrung

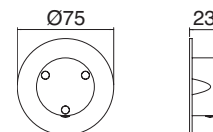


- IS RWIT 75D6 IS 30
- 01 RWIT 75D6 01 30
- 03 RWIT 75D6 03 30
- 04 RWIT 75D6 04 30

RWIT 7AD5 ZZ 01
 + PARTI INCASSO - CONCEALED BODY
 CORPS À ENCASTRER - UNTERPUTZTEIL

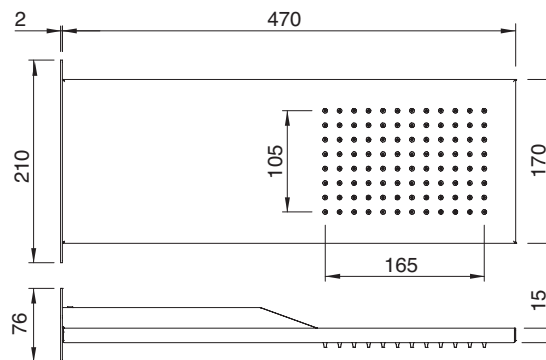


Deviatore incasso 3 uscite senza chiusura acqua
 3 ways concealed diverter without water shut-off
 Inverseur à encastrer à 3 sorties sans fermeture d'eau
 3 Wege UP- Umsteller ohne Wasserabsperrung



- IS IT RTBR 382 IS
- 01 IT RTBR 382 01
- 03 IT RTBR 382 03
- 04 IT RTBR 382 04

Soffione a parete
 Shower-head
 Douche
 Regenbrause

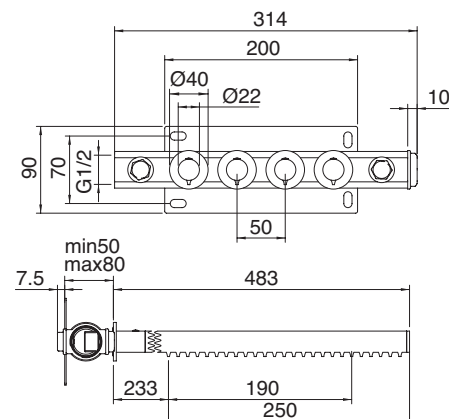


- IS IT 6597 IS ZZ ZZ

Soffione a parete
 Shower-head
 Douche
 Regenbrause



- RWIT1147IS02 x 2
- RWIT1147IS03 x 2
- RWIT5147ZZ07 x 1



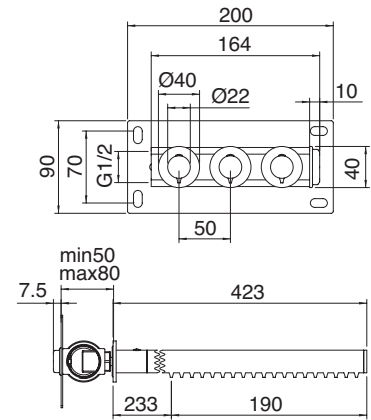
IS IT 6596 IS ZZ ZZ

Soffione a parete
Shower-head
Douche
Regenbrause

- RWIT1147IS02 x 3
- RWIT5147ZZ08 x 1



12 l/min

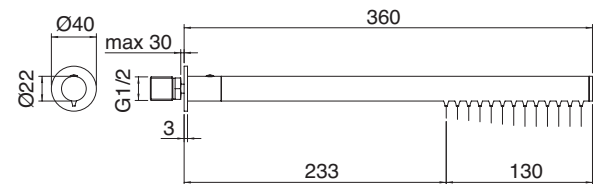


IS RWIT 1147 IS 01

Soffione a parete
Shower-head
Douche
Regenbrause



4 l/min

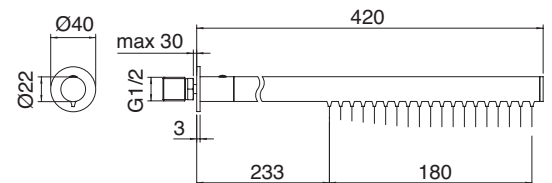


IS RWIT 1147 IS 02

Soffione a parete
Shower-head
Douche
Regenbrause



4 l/min

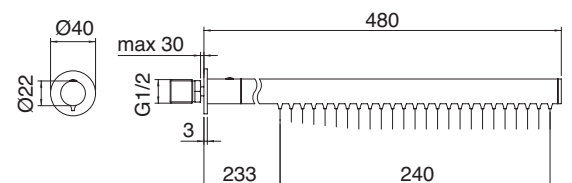


IS RWIT 1147 IS 03

Soffione a parete
Shower-head
Douche
Regenbrause



4 l/min



22mm

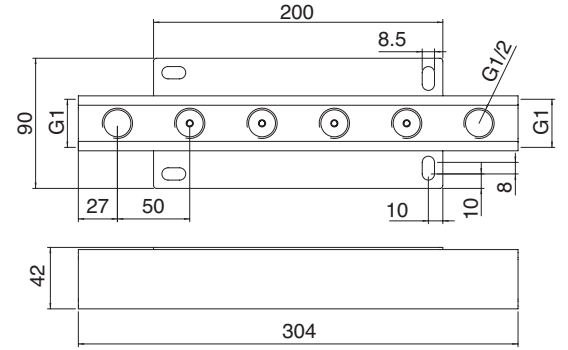
5mm

22mm



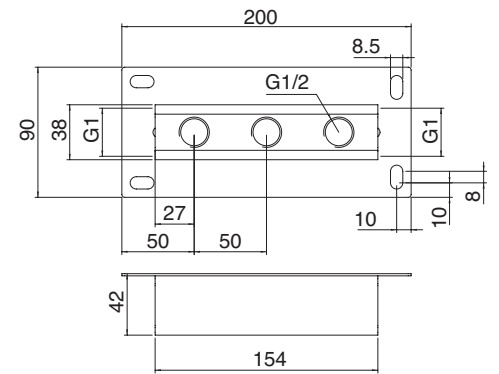
ZZ RWIT 5147 ZZ 07

Collettore per soffioni - (max 6 posti)
 Manifold for shower-head - (max 6 elements)
 Collecteur pour douche - (max 6 éléments)
 Sammelkanal für Regenbrause - (max 6 elements)



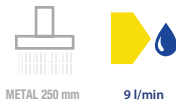
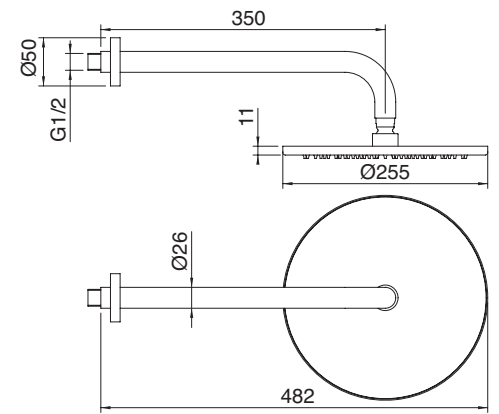
ZZ RWIT 5147 ZZ 08

Collettore per soffioni - (max 3 posti)
 Manifold for shower-head - (max 3 elements)
 Collecteur pour douche - (max 3 éléments)
 Sammelkanal für Regenbrause - (max 3 elements)



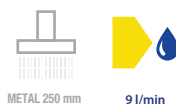
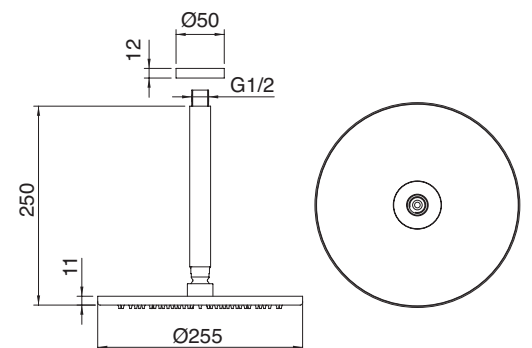
- IS IT 6599 IS ZZ VS
- 01 IT 6599 01 ZZ VS
- 03 IT 6599 03 ZZ VS
- 04 IT 6599 04 ZZ VS

Soffione a parete anticalcare
 Anti-limescale shower-head
 Douche de tête anticalcaire avec bras mural
 Antikalk Kopfbrause mit Arm



- IS IT 6598 IS ZZ VS
- 01 IT 6598 01 ZZ VS
- 03 IT 6598 03 ZZ VS
- 04 IT 6598 04 ZZ VS

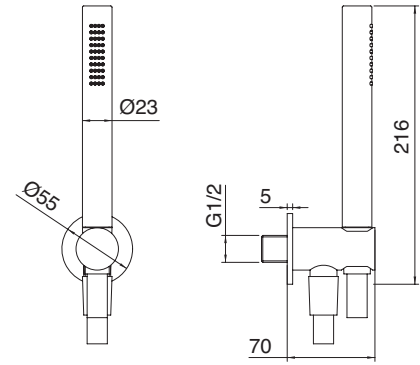
Soffione a soffitto anticalcare
 Ceiling anti-limescale shower-head
 Douche de tête anticalcaire avec bras au plafond
 Antikalk Regenbrause mit Deckenanbindung





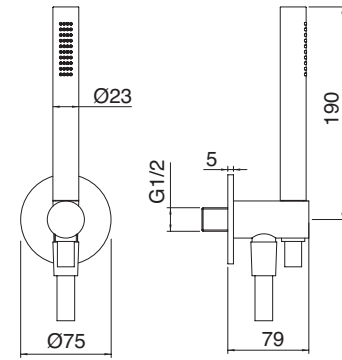
- IS RWIT 2847 IS 71
- 01 RWIT 2847 01 71
- 03 RWIT 2847 03 71
- 04 RWIT 2847 04 71

Kit gancio, flessibile, doccia
 Hook, flexible and hand shower kit
 Kit support, flexible et douche
 Brausehalter, Schlauch und Handbrause



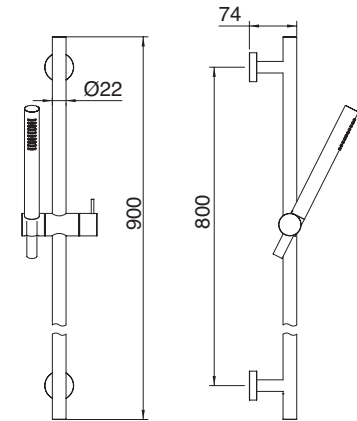
- IS RWIT 2847 IS 20
- 01 RWIT 2847 01 20
- 03 RWIT 2847 03 20
- 04 RWIT 2847 04 20

Kit gancio, flessibile, doccia
 Hook, flexible and hand shower kit
 Kit support, flexible et douche
 Brausehalter, Schlauch und Handbrause



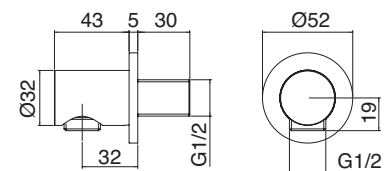
- IS RWIT 1347 IS 04
- 01 RWIT 1347 01 04
- 03 RWIT 1347 03 04
- 04 RWIT 1347 04 04

Kit saliscendi senza presa acqua
 Sliding-bar kit without wall hose outlet
 Barre coulissante sans coude mural
 Gleitstange ohne Wandaschlussbogen



- IS IT RTGA 142 IS
- 01 IT RTGA 142 01
- 03 IT RTGA 142 03
- 04 IT RTGA 142 04

Presa acqua a muro
 Wall hose outlet
 Coude mural
 Wandaschlussbogen



22mm

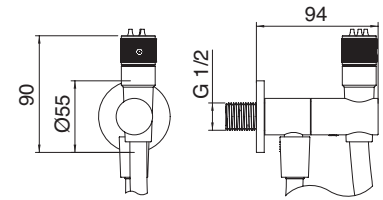
5mm

22mm

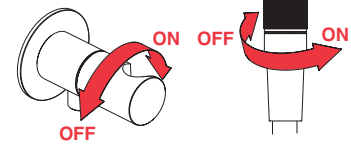


- IS RWIT 6565 IS 15
- 01 RWIT 6565 01 15
- 03 RWIT 6565 03 15
- 04 RWIT 6565 04 15

Idroscopino per WC
WC hand shower set
Douchette pour WC
Handbrause Set für WC



INSTRUCTION FOR USE



1 M PVC



METAL



4 l/min



1/2 M

Per ulteriori composizioni doccia vedi sezione SHOWERS

For other shower fittings check the SHOWERS section

Pour d'autres solutions douche voir section SHOWERS

Für weitere duschaustattungen siehe abschnitt SHOWERS

28mm

design by Giampiero Castagnol
& Marco Pisati

- inox IS
- gun metal - PVD 01
- bronze - PVD 03
- yellow gold - PVD 04



5mm

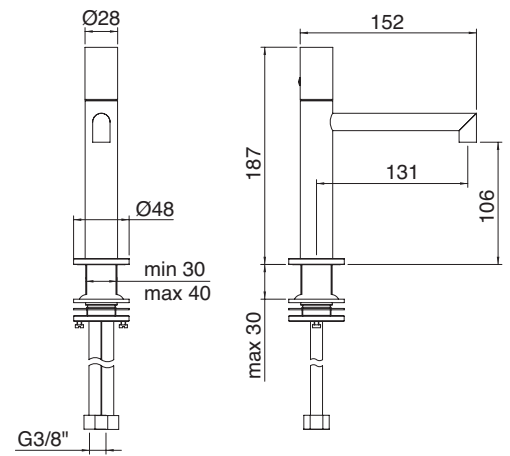
22mm

28mm



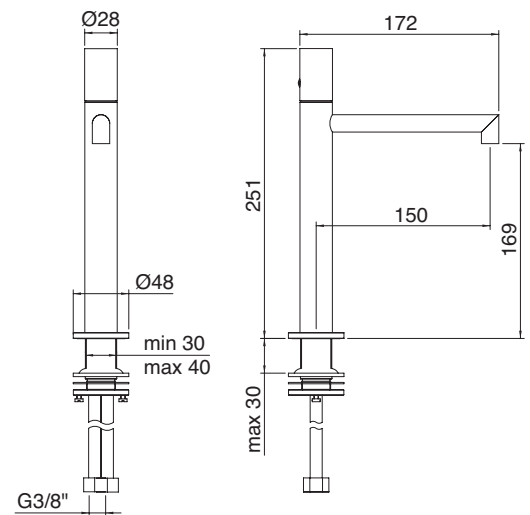
- IS IT 3B11 IS GD ZZ
- 01 IT 3B11 01 GD ZZ
- 03 IT 3B11 03 GD ZZ
- 04 IT 3B11 04 GD ZZ

Miscelatore monocomando lavabo 106
 Washbasin mixer 106
 Mitigeur lavabo 106
 Einhand-Waschtischmischer 106



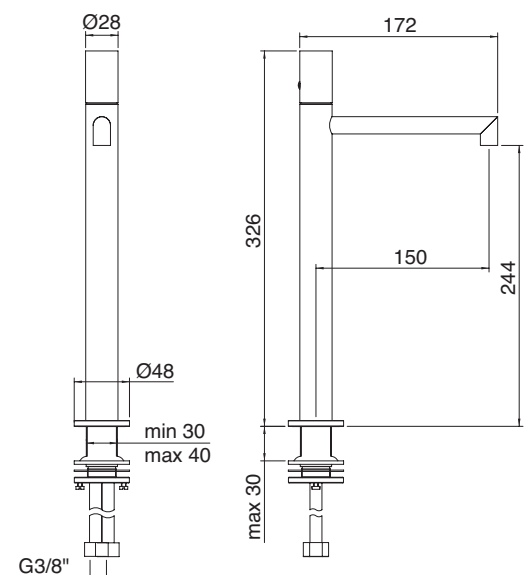
- IS IT 3B27 IS GD ZZ

Miscelatore monocomando lavabo 169
 Washbasin mixer 169
 Mitigeur lavabo 169
 Einhand-Waschtischmischer 169



- IS IT 3B18 IS GD ZZ
- 01 IT 3B18 01 GD ZZ
- 03 IT 3B18 03 GD ZZ
- 04 IT 3B18 04 GD ZZ

Miscelatore monocomando lavabo 244
 Washbasin mixer 244
 Mitigeur lavabo 244
 Einhand-Waschtischmischer 244



28mm

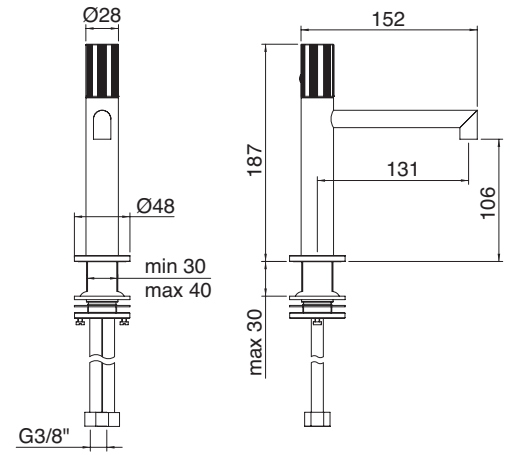
5mm

22mm



- IS IT 3B11 IS G1 ZZ
- 01 IT 3B11 01 G1 ZZ
- 03 IT 3B11 03 G1 ZZ
- 04 IT 3B11 04 G1 ZZ

Miscelatore monocomando lavabo 106
 Washbasin mixer 106
 Mitigeur lavabo 106
 Einhand-Waschtischmischer 106

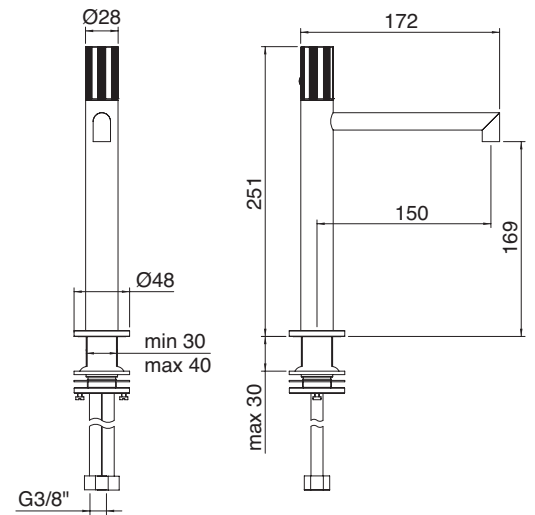


28mm



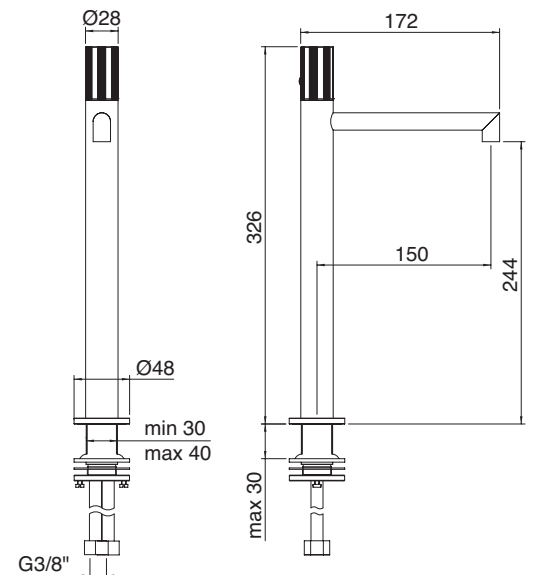
- IS IT 3B27 IS G1 ZZ

Miscelatore monocomando lavabo 169
 Washbasin mixer 169
 Mitigeur lavabo 169
 Einhand-Waschtischmischer 169



- IS IT 3B18 IS G1 ZZ
- 01 IT 3B18 01 G1 ZZ
- 03 IT 3B18 03 G1 ZZ
- 04 IT 3B18 04 G1 ZZ

Miscelatore monocomando lavabo 244
 Washbasin mixer 244
 Mitigeur lavabo 244
 Einhand-Waschtischmischer 244





5mm


22mm

28mm

5mm

22mm

28mm

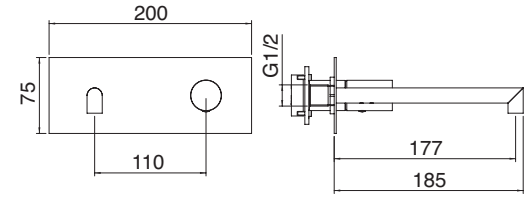


- IS RWIT 3BA5 IS 01
- 01 RWIT 3BA5 01 01
- 03 RWIT 3BA5 03 01
- 04 RWIT 3BA5 04 01

RWIT 51A5 ZZ 01
 + PARTI INCASSO - CONCEALED BODY
 CORPS À ENCASTRER - UNTERPUTZTEIL



Miscelatore monocomando lavabo incasso 177
 Concealed washbasin mixer 177
 Mitigeur lavabo à encastrer 177
 UP-Einhand-Waschtischmischer 177

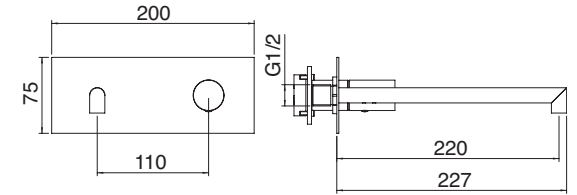


- IS RWIT 3BA6 IS 01
- 01 RWIT 3BA6 01 01
- 03 RWIT 3BA6 03 01
- 04 RWIT 3BA6 04 01

RWIT 51A5 ZZ 01
 + PARTI INCASSO - CONCEALED BODY
 CORPS À ENCASTRER - UNTERPUTZTEIL



Miscelatore monocomando lavabo incasso 220
 Concealed washbasin mixer 220
 Mitigeur lavabo à encastrer 220
 UP-Einhand-Waschtischmischer 220

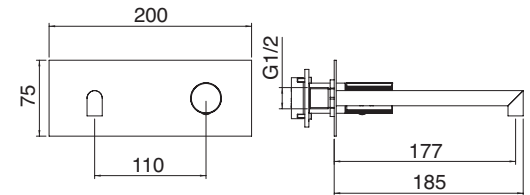



- IS RWIT 3BA5 IS G1
- 01 RWIT 3BA5 01 G1
- 03 RWIT 3BA5 03 G1
- 04 RWIT 3BA5 04 G1

RWIT 51A5 ZZ 01
 + PARTI INCASSO - CONCEALED BODY
 CORPS À ENCASTRER - UNTERPUTZTEIL



Miscelatore monocomando lavabo incasso 177
 Concealed washbasin mixer 177
 Mitigeur lavabo à encastrer 177
 UP-Einhand-Waschtischmischer 177

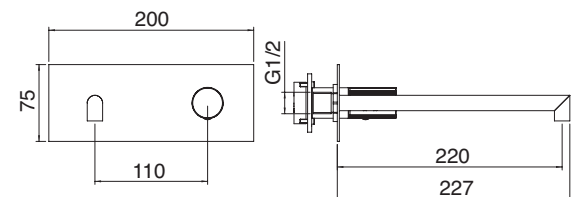


- IS RWIT 3BA6 IS G1
- 01 RWIT 3BA6 01 G1
- 03 RWIT 3BA6 03 G1
- 04 RWIT 3BA6 04 G1

RWIT 51A5 ZZ 01
 + PARTI INCASSO - CONCEALED BODY
 CORPS À ENCASTRER - UNTERPUTZTEIL



Miscelatore monocomando lavabo incasso 220
 Concealed washbasin mixer 220
 Mitigeur lavabo à encastrer 220
 UP-Einhand-Waschtischmischer 220



28mm

5mm

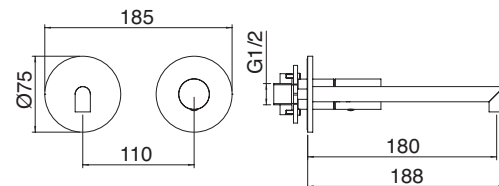
22mm

- IS RWIT 3BC5 IS 01
- 01 RWIT 3BC5 01 01
- 03 RWIT 3BC5 03 01
- 04 RWIT 3BC5 04 01

- RWIT 51A5 ZZ 01**
- +** PARTI INCASSO - CONCEALED BODY
- CORPS À ENCASTRER - UNTERPUTZTEIL**



Miscelatore monocomando lavabo incasso 180
 Concealed washbasin mixer 180
 Mitigeur lavabo à encastrer 180
 UP-Einhand-Waschtischmischer 180



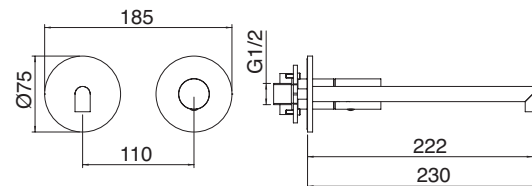
28mm

- IS RWIT 3BC6 IS 01
- 01 RWIT 3BC6 01 01
- 03 RWIT 3BC6 03 01
- 04 RWIT 3BC6 04 01

- RWIT 51A5 ZZ 01**
- +** PARTI INCASSO - CONCEALED BODY
- CORPS À ENCASTRER - UNTERPUTZTEIL**



Miscelatore monocomando lavabo incasso 222
 Concealed washbasin mixer 222
 Mitigeur lavabo à encastrer 222
 UP-Einhand-Waschtischmischer 222

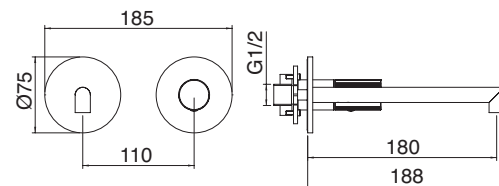


- IS RWIT 3BC5 IS G1
- 01 RWIT 3BC5 01 G1
- 03 RWIT 3BC5 03 G1
- 04 RWIT 3BC5 04 G1

- RWIT 51A5 ZZ 01**
- +** PARTI INCASSO - CONCEALED BODY
- CORPS À ENCASTRER - UNTERPUTZTEIL**



Miscelatore monocomando lavabo incasso 180
 Concealed washbasin mixer 180
 Mitigeur lavabo à encastrer 180
 UP-Einhand-Waschtischmischer 180

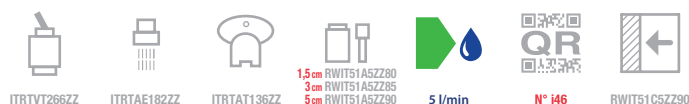
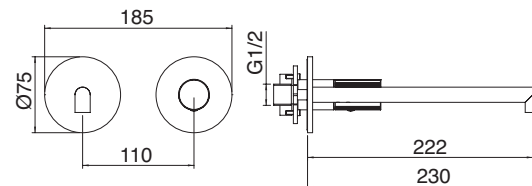


- IS RWIT 3BC6 IS G1
- 01 RWIT 3BC6 01 G1
- 03 RWIT 3BC6 03 G1
- 04 RWIT 3BC6 04 G1

- RWIT 51A5 ZZ 01**
- +** PARTI INCASSO - CONCEALED BODY
- CORPS À ENCASTRER - UNTERPUTZTEIL**



Miscelatore monocomando lavabo incasso 222
 Concealed washbasin mixer 222
 Mitigeur lavabo à encastrer 222
 UP-Einhand-Waschtischmischer 222

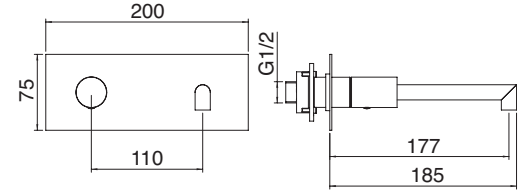


- IS RWIT 3BA7 IS 01
- 01 RWIT 3BA7 01 01
- 03 RWIT 3BA7 03 01
- 04 RWIT 3BA7 04 01

RWIT 51A5 ZZ 01
 + PARTI INCASSO - CONCEALED BODY
 CORPS À ENCASTRER - UNTERPUTZTEIL



Miscelatore monocomando lavabo incasso 177
 Concealed washbasin mixer 177
 Mitigeur lavabo à encastrer 177
 UP-Einhand-Waschtischmischer 177

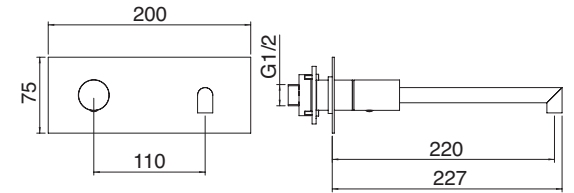


- IS RWIT 3BA9 IS 01
- 01 RWIT 3BA9 01 01
- 03 RWIT 3BA9 03 01
- 04 RWIT 3BA9 04 01

RWIT 51A5 ZZ 01
 + PARTI INCASSO - CONCEALED BODY
 CORPS À ENCASTRER - UNTERPUTZTEIL



Miscelatore monocomando lavabo incasso 220
 Concealed washbasin mixer 220
 Mitigeur lavabo à encastrer 220
 UP-Einhand-Waschtischmischer 220

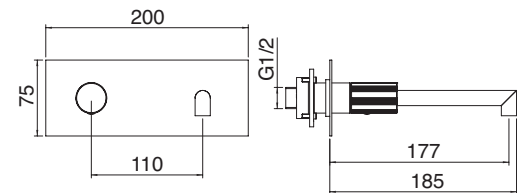


- IS RWIT 3BA7 IS G1
- 01 RWIT 3BA7 01 G1
- 03 RWIT 3BA7 03 G1
- 04 RWIT 3BA7 04 G1

RWIT 51A5 ZZ 01
 + PARTI INCASSO - CONCEALED BODY
 CORPS À ENCASTRER - UNTERPUTZTEIL



Miscelatore monocomando lavabo incasso 177
 Concealed washbasin mixer 177
 Mitigeur lavabo à encastrer 177
 UP-Einhand-Waschtischmischer 177

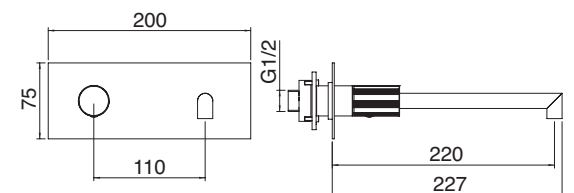


- IS RWIT 3BA9 IS G1
- 01 RWIT 3BA9 01 G1
- 03 RWIT 3BA9 03 G1
- 04 RWIT 3BA9 04 G1

RWIT 51A5 ZZ 01
 + PARTI INCASSO - CONCEALED BODY
 CORPS À ENCASTRER - UNTERPUTZTEIL




Miscelatore monocomando lavabo incasso 220
 Concealed washbasin mixer 220
 Mitigeur lavabo à encastrer 220
 UP-Einhand-Waschtischmischer 220



5mm

22mm

28mm





5mm

22mm

28mm

28mm

5mm

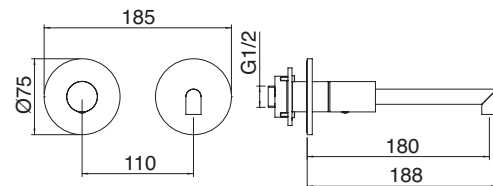
22mm

- IS RWIT 3BC7 IS 01
- 01 RWIT 3BC7 01 01
- 03 RWIT 3BC7 03 01
- 04 RWIT 3BC7 04 01

RWIT 51A5 ZZ 01
 + PARTI INCASSO - CONCEALED BODY
 CORPS À ENCASTRER - UNTERPUTZTEIL



Miscelatore monocomando lavabo incasso 180
 Concealed washbasin mixer 180
 Mitigeur lavabo à encastrer 180
 UP-Einhand-Waschtischmischer 180



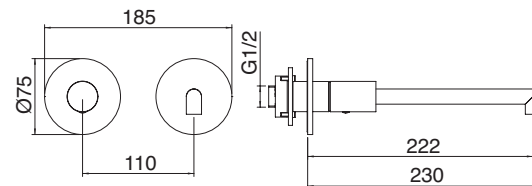
28mm

- IS RWIT 3BC9 IS 01
- 01 RWIT 3BC9 01 01
- 03 RWIT 3BC9 03 01
- 04 RWIT 3BC9 04 01

RWIT 51A5 ZZ 01
 + PARTI INCASSO - CONCEALED BODY
 CORPS À ENCASTRER - UNTERPUTZTEIL



Miscelatore monocomando lavabo incasso 222
 Concealed washbasin mixer 222
 Mitigeur lavabo à encastrer 222
 UP-Einhand-Waschtischmischer 222

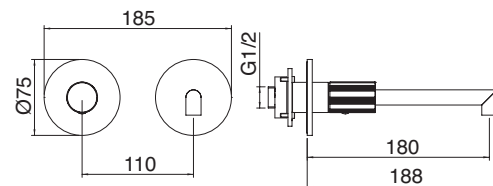


- IS RWIT 3BC7 IS G1
- 01 RWIT 3BC7 01 G1
- 03 RWIT 3BC7 03 G1
- 04 RWIT 3BC7 04 G1

RWIT 51A5 ZZ 01
 + PARTI INCASSO - CONCEALED BODY
 CORPS À ENCASTRER - UNTERPUTZTEIL



Miscelatore monocomando lavabo incasso 180
 Concealed washbasin mixer 180
 Mitigeur lavabo à encastrer 180
 UP-Einhand-Waschtischmischer 180

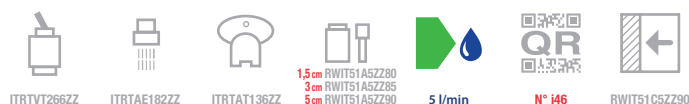
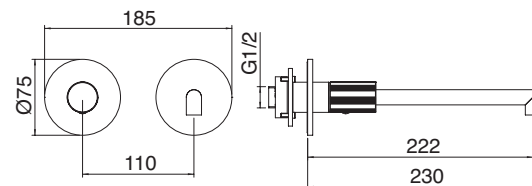


- IS RWIT 3BC9 IS G1
- 01 RWIT 3BC9 01 G1
- 03 RWIT 3BC9 03 G1
- 04 RWIT 3BC9 04 G1

RWIT 51A5 ZZ 01
 + PARTI INCASSO - CONCEALED BODY
 CORPS À ENCASTRER - UNTERPUTZTEIL



Miscelatore monocomando lavabo incasso 222
 Concealed washbasin mixer 222
 Mitigeur lavabo à encastrer 222
 UP-Einhand-Waschtischmischer 222

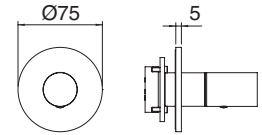


- IS RWIT 3BC5 IS 10
- 01 RWIT 3BC5 01 10
- 03 RWIT 3BC5 03 10
- 04 RWIT 3BC5 04 10

RWIT 51A8 ZZ 03
 +  PARTI INCASSO - CONCEALED BODY
 CORPS À ENCASTRER - UNTERPUTZTEIL



Monocomando remoto lavabo incasso
 Concealed washbasin mixer
 Mitigeur lavabo à encastrer
 UP-Waschtisch Mischer



5mm

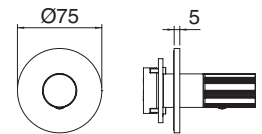
22mm

- IS RWIT 3BC5 IS 20
- 01 RWIT 3BC5 01 20
- 03 RWIT 3BC5 03 20
- 04 RWIT 3BC5 04 20

RWIT 51A8 ZZ 03
 +  PARTI INCASSO - CONCEALED BODY
 CORPS À ENCASTRER - UNTERPUTZTEIL



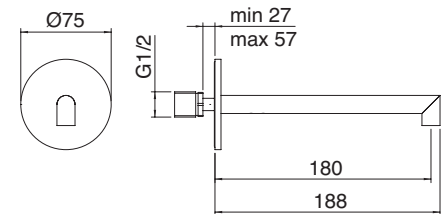
Monocomando remoto lavabo incasso
 Concealed washbasin mixer
 Mitigeur lavabo à encastrer
 UP-Waschtisch Mischer



28mm

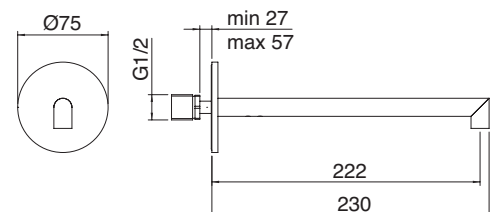
- IS IT 3B63 IS ZZ ZZ
- 01 IT 3B63 01 ZZ ZZ
- 03 IT 3B63 03 ZZ ZZ
- 04 IT 3B63 04 ZZ ZZ

Bocca a muro 180
 Wall-mtd. spout 180
 Bec mural 180
 Wandauslauf 180



- IS IT 3B61 IS ZZ ZZ
- 01 IT 3B61 01 ZZ ZZ
- 03 IT 3B61 03 ZZ ZZ
- 04 IT 3B61 04 ZZ ZZ

Bocca a muro 222
 Wall-mtd. spout 222
 Bec mural 222
 Wandauslauf 222



5mm

22mm

28mm



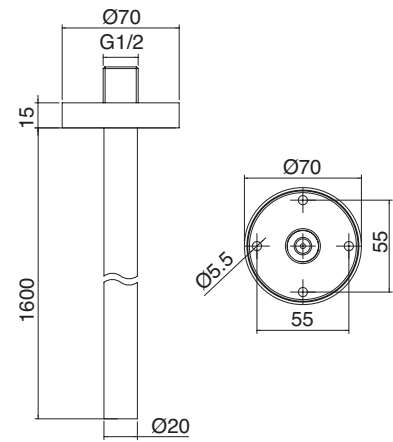


- IS IT 6576 IS ZZ ZZ
- 01 IT 6576 01 ZZ ZZ
- 03 IT 6576 03 ZZ ZZ
- 04 IT 6576 04 ZZ ZZ

Bocca a soffitto con rosone
 Ceiling spout
 Bec au plafond
 Deckenauslauf



ITRTAE137ZZ ITRTAT105ZZ 5 l/min



5mm

22mm

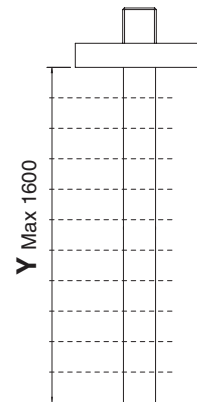
- IS IT 6576 IS ZZ YY
- 01 IT 6576 01 ZZ YY
- 03 IT 6576 03 ZZ YY
- 04 IT 6576 04 ZZ YY

“DIMENSIONI SU MISURA”
 “CUSTOMIZED SIZE”
 “DIMENSIONS SUR MESURE”
 “LÄNGE NACH MASS”

Y:

Altezza
 Height
 Hauteur
 Länge

= ___ cm



28mm

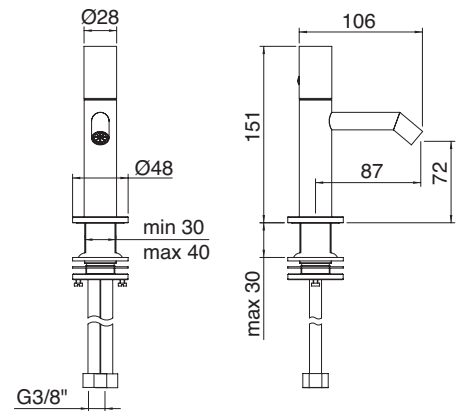


- IS IT 3B22 IS GD ZZ
- 01 IT 3B22 01 GD ZZ
- 03 IT 3B22 03 GD ZZ
- 04 IT 3B22 04 GD ZZ

Miscelatore monocomando bidet
 Bidet mixer
 Mitigeur bidet
 Einhand-Bidetmischer



ITRTV1267ZZ ITRTAE182ZZ ITRTAT136ZZ 5 l/min

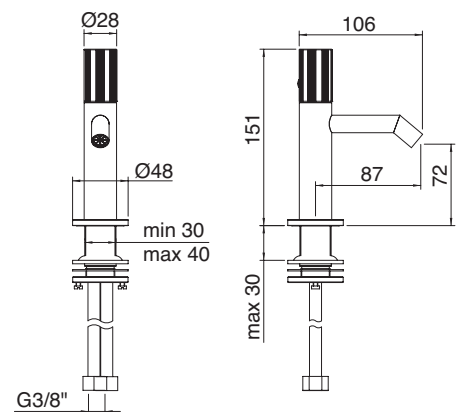


- IS IT 3B22 IS G1 ZZ
- 01 IT 3B22 01 G1 ZZ
- 03 IT 3B22 03 G1 ZZ
- 04 IT 3B22 04 G1 ZZ

Miscelatore monocomando bidet
 Bidet mixer
 Mitigeur bidet
 Einhand-Bidetmischer



ITRTV1267ZZ ITRTAE182ZZ ITRTAT136ZZ 5 l/min



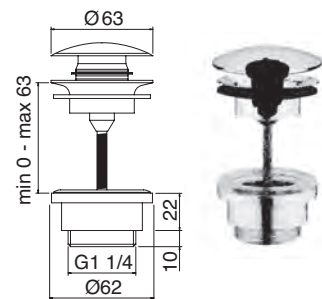
28mm

5mm



- IS IT RTSA 117 IS
- 01 IT RTSA 117 01
- 03 IT RTSA 117 03
- 04 IT RTSA 117 04

Scarico click-clack universale
 Universal up/down pop-up waste
 Bonde up-down universelle
 Abfluss mit Druckknopf

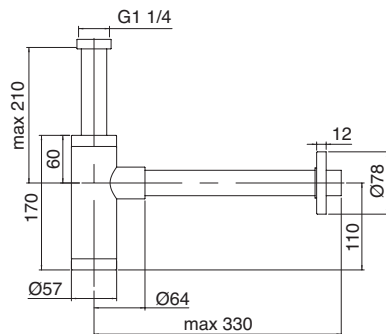


22mm



- IS IT RTSF 116 IS
- 01 IT RTSF 116 01
- 03 IT RTSF 116 03
- 04 IT RTSF 116 04

Sifone a vista
 Drain-trap
 Siphon
 Siphon für Waschtisch



28mm

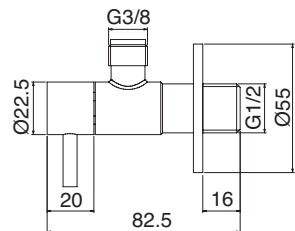


- IS IT 0401 IS ZZ ZZ
- 01 IT 0401 01 ZZ ZZ
- 03 IT 0401 03 ZZ ZZ
- 04 IT 0401 04 ZZ ZZ

Rubinetto d'arresto con filtro
 Stop valves with filter
 Robinets d'arrêt avec filtre
 Eckventile m Filter u. Absperrung




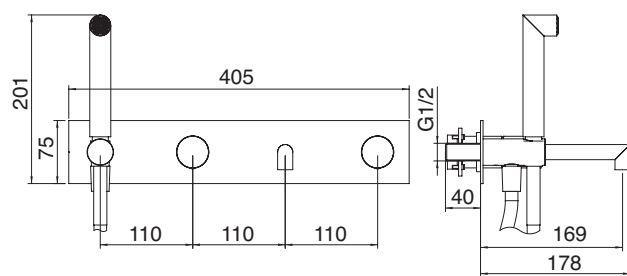
ITRTVT124NI 1/2 M



- IS RWIT 3BD7 IS 01
- 01 RWIT 3BD7 01 01
- 03 RWIT 3BD7 03 01
- 04 RWIT 3BD7 04 01

Miscelatore monocomando vasca/doccia incasso
 Concealed bath/shower mixer
 Mitigeur bain/douche à encastrer
 Wanne / Brause EHM UP

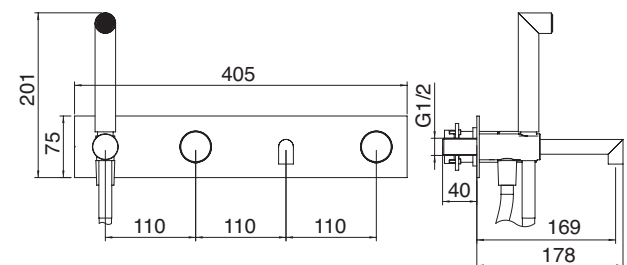
RWIT 51D7 ZZ 12
 + PARTI INCASSO - CONCEALED BODY
 CORPS À ENCASTRER - UNTERPUTZTEIL



- IS RWIT 3BD7 IS G1
- 01 RWIT 3BD7 01 G1
- 03 RWIT 3BD7 03 G1
- 04 RWIT 3BD7 04 G1

Miscelatore monocomando vasca/doccia incasso
 Concealed bath/shower mixer
 Mitigeur bain/douche à encastrer
 Wanne / Brause EHM UP

RWIT 51D7 ZZ 12
 + PARTI INCASSO - CONCEALED BODY
 CORPS À ENCASTRER - UNTERPUTZTEIL





5mm

22mm

28mm

5mm

22mm

28mm

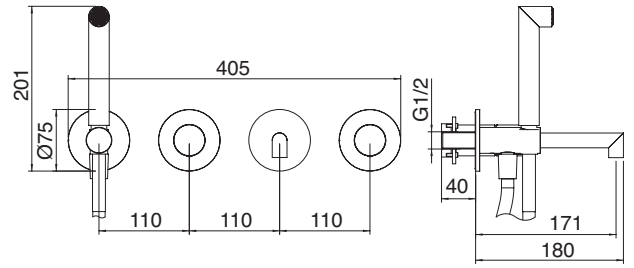


- IS RWIT 3BD8 IS 01
- 01 RWIT 3BD8 01 01
- 03 RWIT 3BD8 03 01
- 04 RWIT 3BD8 04 01

- RWIT 51D7 ZZ 12**
- + PARTI INCASSO - CONCEALED BODY
- CORPS À ENCASTRER - UNTERPUTZTEIL



Miscelatore monocomando vasca/doccia incasso
 Concealed bath/shower mixer
 Mitigeur bain/douche à encastrer
 Wanne / Brause EHM UP

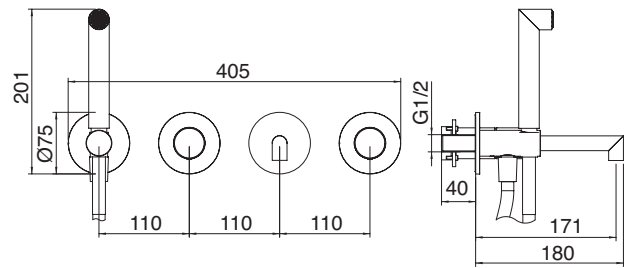


- IS RWIT 3BD8 IS G1
- 01 RWIT 3BD8 01 G1
- 03 RWIT 3BD8 03 G1
- 04 RWIT 3BD8 04 G1

- RWIT 51D7 ZZ 12**
- + PARTI INCASSO - CONCEALED BODY
- CORPS À ENCASTRER - UNTERPUTZTEIL



Miscelatore monocomando vasca/doccia incasso
 Concealed bath/shower mixer
 Mitigeur bain/douche à encastrer
 Wanne / Brause EHM UP

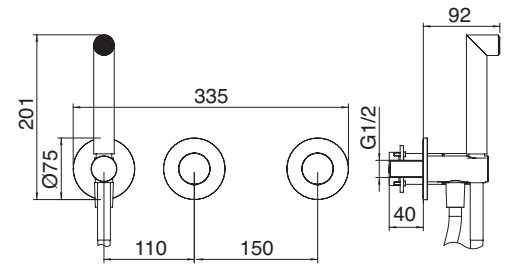


- IS RWIT 3BD9 IS 01
- 01 RWIT 3BD9 01 01
- 03 RWIT 3BD9 03 01
- 04 RWIT 3BD9 04 01

- RWIT 51D9 ZZ 01**
- + PARTI INCASSO - CONCEALED BODY
- CORPS À ENCASTRER - UNTERPUTZTEIL



Miscelatore monocomando vasca/doccia incasso
 Concealed bath/shower mixer
 Mitigeur bain/douche à encastrer
 Wanne / Brause EHM UP

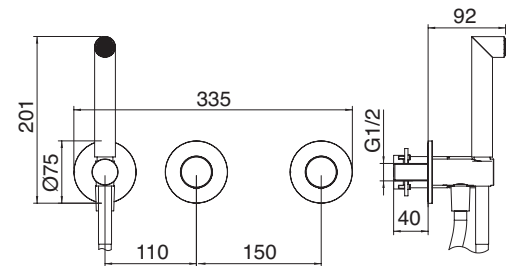


- IS RWIT 3BD9 IS G1
- 01 RWIT 3BD9 01 G1
- 03 RWIT 3BD9 03 G1
- 04 RWIT 3BD9 04 G1

- RWIT 51D9 ZZ 01**
- + PARTI INCASSO - CONCEALED BODY
- CORPS À ENCASTRER - UNTERPUTZTEIL



Miscelatore monocomando vasca/doccia incasso
 Concealed bath/shower mixer
 Mitigeur bain/douche à encastrer
 Wanne / Brause EHM UP



28mm

5mm

22mm

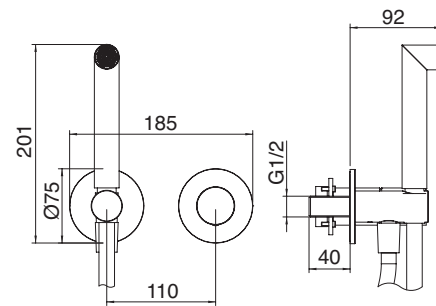


- IS RWIT 3BD4 IS 01
- 01 RWIT 3BD4 01 01
- 03 RWIT 3BD4 03 01
- 04 RWIT 3BD4 04 01

- RWIT 51A5 ZZ 01**
- + PARTI INCASSO - CONCEALED BODY
- CORPS À ENCASTRER - UNTERPUTZTEIL



Miscelatore monocomando incasso doccia con doccetta
 Concealed shower mixer with hand-shower
 Mitigeur douche à encastrer avec douchette
 Brause EHM UP mit Handbrause



28mm

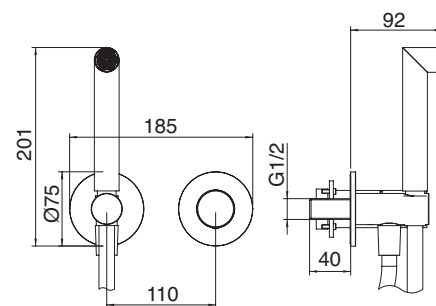


- IS RWIT 3BD4 IS G1
- 01 RWIT 3BD4 01 G1
- 03 RWIT 3BD4 03 G1
- 04 RWIT 3BD4 04 G1

- RWIT 51A5 ZZ 01**
- + PARTI INCASSO - CONCEALED BODY
- CORPS À ENCASTRER - UNTERPUTZTEIL



Miscelatore monocomando incasso doccia con doccetta
 Concealed shower mixer with hand-shower
 Mitigeur douche à encastrer avec douchette
 Brause EHM UP mit Handbrause

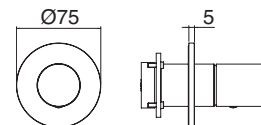


- IS RWIT 3BC8 IS 01
- 01 RWIT 3BC8 01 01
- 03 RWIT 3BC8 03 01
- 04 RWIT 3BC8 04 01

- RWIT 51A8 ZZ 03**
- + PARTI INCASSO - CONCEALED BODY
- CORPS À ENCASTRER - UNTERPUTZTEIL



Monocomando remoto lavabo/doccia incasso
 Concealed washbasin/shower mixer
 Mitigeur lavabo/douche à encastrer
 UP-Waschtisch/Dusche Mischer

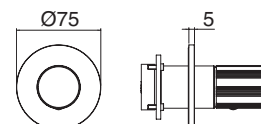


- IS RWIT 3BC8 IS G1
- 01 RWIT 3BC8 01 G1
- 03 RWIT 3BC8 03 G1
- 04 RWIT 3BC8 04 G1

- RWIT 51A8 ZZ 03**
- + PARTI INCASSO - CONCEALED BODY
- CORPS À ENCASTRER - UNTERPUTZTEIL



Monocomando remoto lavabo/doccia incasso
 Concealed washbasin/shower mixer
 Mitigeur lavabo/douche à encastrer
 UP-Waschtisch/Dusche Mischer





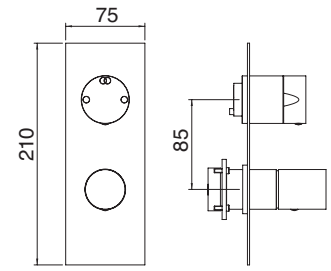
IS RWIT 3BA2 IS 01

RWIT 22A2 ZZ 01
 + PARTI INCASSO - CONCEALED BODY
 CORPS À ENCASTRER - UNTERPUTZTEIL



→ [] ← IS RWIT 3BE2 IS 01

Miscelatore monocomando con deviatore 2 uscite
 Concealed mixer with 2 ways diverter
 Mitigeur à encastrer avec inverseur à 2 sorties
 EHM UP mit 2 Wege Umsteller



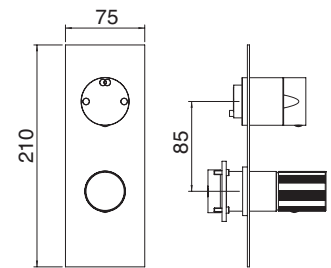
→ [] ← IS RWIT 3BA2 IS G1

RWIT 22A2 ZZ 01
 + PARTI INCASSO - CONCEALED BODY
 CORPS À ENCASTRER - UNTERPUTZTEIL



→ [] ← IS RWIT 3BE2 IS G1

Miscelatore monocomando con deviatore 2 uscite
 Concealed mixer with 2 ways diverter
 Mitigeur à encastrer avec inverseur à 2 sorties
 EHM UP mit 2 Wege Umsteller



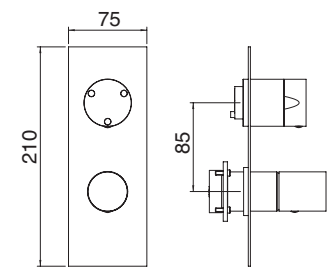
→ [] ← IS RWIT 3BA3 IS 01

RWIT 22A2 ZZ 01
 + PARTI INCASSO - CONCEALED BODY
 CORPS À ENCASTRER - UNTERPUTZTEIL



→ [] ← IS RWIT 3BE3 IS 01

Miscelatore monocomando con deviatore 3 uscite
 Concealed mixer with 3 ways diverter
 Mitigeur à encastrer avec inverseur à 3 sorties
 EHM UP mit 3 Wege Umsteller



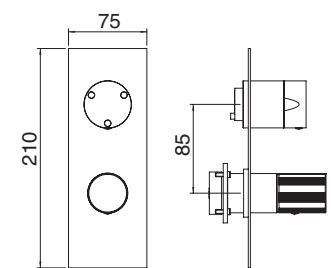
→ [] ← IS RWIT 3BA3 IS G1

RWIT 22A2 ZZ 01
 + PARTI INCASSO - CONCEALED BODY
 CORPS À ENCASTRER - UNTERPUTZTEIL



→ [] ← IS RWIT 3BE3 IS G1

Miscelatore monocomando con deviatore 3 uscite
 Concealed mixer with 3 ways diverter
 Mitigeur à encastrer avec inverseur à 3 sorties
 EHM UP mit 3 Wege Umsteller





28mm

5mm

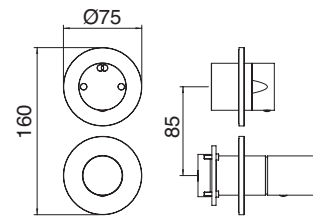
22mm



-  ← IS RWIT 3BC2 IS 01
- 01 RWIT 3BC2 01 01
- 03 RWIT 3BC2 03 01
- 04 RWIT 3BC2 04 01
-  ← IS RWIT 3BF2 IS 01
- 01 RWIT 3BF2 01 01
- 03 RWIT 3BF2 03 01
- 04 RWIT 3BF2 04 01



Miscelatore monocomando con deviatore 2 uscite
 Concealed mixer with 2 ways diverter
 Mitigeur à encastrer avec inverseur à 2 sorties
 EHM UP mit 2 Wege Umsteller

RWIT 22A2 ZZ 01
 +  PARTI INCASSO - CONCEALED BODY
 CORPS À ENCASTRER - UNTERPUTZTEIL



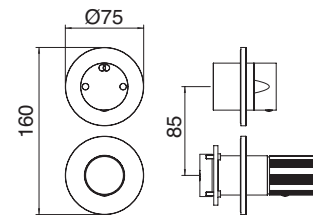
28mm





-  ← IS RWIT 3BC2 IS G1
- 01 RWIT 3BC2 01 G1
- 03 RWIT 3BC2 03 G1
- 04 RWIT 3BC2 04 G1
-  ← IS RWIT 3BF2 IS G1
- 01 RWIT 3BF2 01 G1
- 03 RWIT 3BF2 03 G1
- 04 RWIT 3BF2 04 G1

Miscelatore monocomando con deviatore 2 uscite
 Concealed mixer with 2 ways diverter
 Mitigeur à encastrer avec inverseur à 2 sorties
 EHM UP mit 2 Wege Umsteller

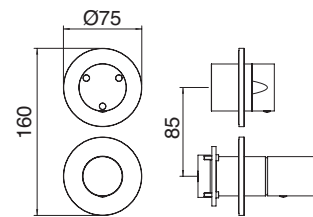
RWIT 22A2 ZZ 01
 +  PARTI INCASSO - CONCEALED BODY
 CORPS À ENCASTRER - UNTERPUTZTEIL





-  ← IS RWIT 3BC3 IS 01
- 01 RWIT 3BC3 01 01
- 03 RWIT 3BC3 03 01
- 04 RWIT 3BC3 04 01
-  ← IS RWIT 3BF3 IS 01
- 01 RWIT 3BF3 01 01
- 03 RWIT 3BF3 03 01
- 04 RWIT 3BF3 04 01

Miscelatore monocomando con deviatore 3 uscite
 Concealed mixer with 3 ways diverter
 Mitigeur à encastrer avec inverseur à 3 sorties
 EHM UP mit 3 Wege Umsteller

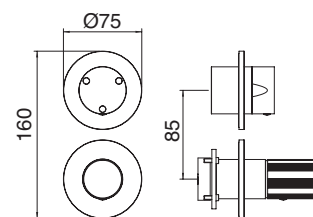
RWIT 22A2 ZZ 01
 +  PARTI INCASSO - CONCEALED BODY
 CORPS À ENCASTRER - UNTERPUTZTEIL



-  ← IS RWIT 3BC3 IS G1
- 01 RWIT 3BC3 01 G1
- 03 RWIT 3BC3 03 G1
- 04 RWIT 3BC3 04 G1
-  ← IS RWIT 3BF3 IS G1
- 01 RWIT 3BF3 01 G1
- 03 RWIT 3BF3 03 G1
- 04 RWIT 3BF3 04 G1

Miscelatore monocomando con deviatore 3 uscite
 Concealed mixer with 3 ways diverter
 Mitigeur à encastrer avec inverseur à 3 sorties
 EHM UP mit 3 Wege Umsteller

RWIT 22A2 ZZ 01
 +  PARTI INCASSO - CONCEALED BODY
 CORPS À ENCASTRER - UNTERPUTZTEIL





5mm

22mm

28mm

BD... IT 6599-IS ZZ VS

28mm

5mm

22mm

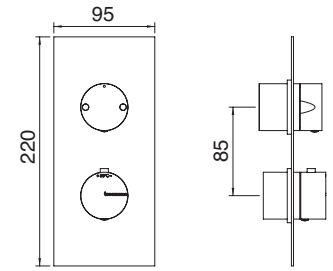


- IS RWIT 8A46 IS 03
- 01 RWIT 8A46 01 03
- 03 RWIT 8A46 03 03
- 04 RWIT 8A46 04 03

RWIT 8A46 ZZ 20
 + PARTI INCASSO - CONCEALED BODY
 CORPS À ENCASTRER - UNTERPUTZTEIL



Termostatico incasso con deviatore 2 uscite
 2 ways concealed thermostatic diverter
 Thermostatique à encastrer avec inverseur à 2 sorties
 UP-Thermostat 2 Wege Umsteller



28mm

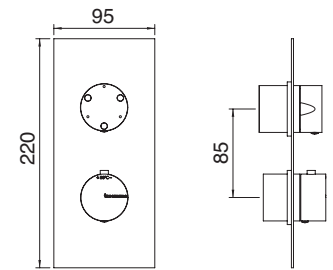


- IS RWIT 8A72 IS 03
- 01 RWIT 8A72 01 03
- 03 RWIT 8A72 03 03
- 04 RWIT 8A72 04 03

RWIT 8A46 ZZ 20
 + PARTI INCASSO - CONCEALED BODY
 CORPS À ENCASTRER - UNTERPUTZTEIL



Termostatico incasso con deviatore 3 uscite
 3 ways concealed thermostatic diverter
 Thermostatique à encastrer avec inverseur à 3 sorties
 UP-Thermostat 3 Wege Umsteller



- IS RWIT 7286 IS 80
- 01 RWIT 7286 01 80
- 03 RWIT 7286 03 80
- 04 RWIT 7286 04 80

RWIT 7286 ZZ 70
 + PARTI INCASSO - CONCEALED BODY
 CORPS À ENCASTRER - UNTERPUTZTEIL

Termostatico incasso
 Concealed thermostatic
 Thermostatique à encastrer
 UP-Thermostat

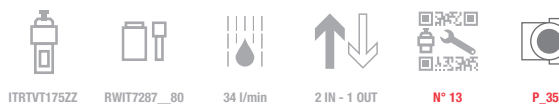
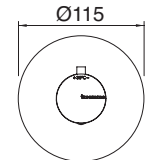


**Funzione di sola regolazione temperatura
 no chiusura/apertura acqua**

**Temperature setting only
 No switch on/off water device**

**Régulation de la température uniquement
 aucune ouverture/fermeture de l'eau**

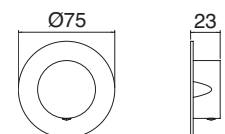
**Nur Temperaturregelung,
 keine Wasser auf / Wasser aus Funktion**



- IS RWIT 72B6 IS 01
- 01 RWIT 72B6 01 01
- 03 RWIT 72B6 03 01
- 04 RWIT 72B6 04 01

RWIT 72B6 ZZ 01
 + PARTI INCASSO - CONCEALED BODY
 CORPS À ENCASTRER - UNTERPUTZTEIL

Rubinetto d'arresto 1/2"
 1/2" concealed stop valve
 Robinet d'arrêt 1/2"
 UP-Ventil 1/2"

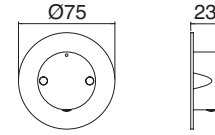


IS RWIT 75D5 IS 10
 01 RWIT 75D5 01 10
 03 RWIT 75D5 03 10
 04 RWIT 75D5 04 10

RWIT 7AD5 ZZ 01
 +  PARTI INCASSO - CONCEALED BODY
 CORPS À ENCASTRER - UNTERPUTZTEIL



Deviatore incasso 2 uscite con chiusura acqua
 2 ways concealed diverter with water shut-off
 Inverseur à encastrer à 2 sorties avec fermeture d'eau
 2 Wege UP- Umsteller mit Wasserabsperung



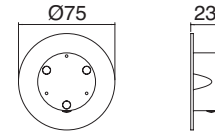
ITRTVT297ZZ RWIT7287ZZ81 24 l/min N° 15

IS RWIT 75D6 IS 10
 01 RWIT 75D6 01 10
 03 RWIT 75D6 03 10
 04 RWIT 75D6 04 10

RWIT 7AD5 ZZ 01
 +  PARTI INCASSO - CONCEALED BODY
 CORPS À ENCASTRER - UNTERPUTZTEIL



Deviatore incasso 3 uscite con chiusura acqua
 3 ways concealed diverter with water shut-off
 Inverseur à encastrer à 3 sorties avec fermeture d'eau
 3 Wege UP- Umsteller mit Wasserabsperung



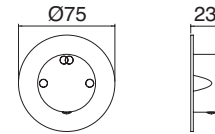
ITRTVT190ZZ RWIT7287ZZ81 24 l/min N° 15

IS RWIT 75D5 IS 30
 01 RWIT 75D5 01 30
 03 RWIT 75D5 03 30
 04 RWIT 75D5 04 30

RWIT 7AD5 ZZ 01
 +  PARTI INCASSO - CONCEALED BODY
 CORPS À ENCASTRER - UNTERPUTZTEIL



Deviatore incasso 2 uscite senza chiusura acqua
 2 ways concealed diverter without water shut-off
 Inverseur à encastrer à 2 sorties sans fermeture d'eau
 2 Wege UP- Umsteller ohne Wasserabsperung



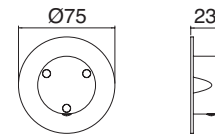
ITRTVT211ZZ RWIT7287ZZ81 24 l/min N° 15

IS RWIT 75D6 IS 30
 01 RWIT 75D6 01 30
 03 RWIT 75D6 03 30
 04 RWIT 75D6 04 30

RWIT 7AD5 ZZ 01
 +  PARTI INCASSO - CONCEALED BODY
 CORPS À ENCASTRER - UNTERPUTZTEIL



Deviatore incasso 3 uscite senza chiusura acqua
 3 ways concealed diverter without water shut-off
 Inverseur à encastrer à 3 sorties sans fermeture d'eau
 3 Wege UP- Umsteller ohne Wasserabsperung



ITRTVT212ZZ RWIT7287ZZ81 24 l/min N° 15

28mm

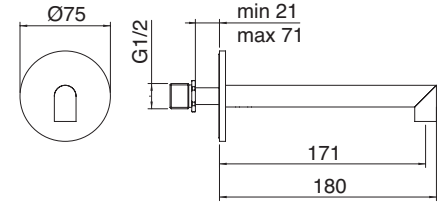
5mm

22mm



- IS IT 3B63 IS ZZ HF
- 01 IT 3B63 01 ZZ HF
- 03 IT 3B63 03 ZZ HF
- 04 IT 3B63 04 ZZ HF

Bocca a muro per vasca 171
 Wall-mtd. spout for bathtub 171
 Bec mural pour baignoire 171
 Wandauslauf für Badewannen 171



ITRTAE187ZZ



ITRTAE105ZZ



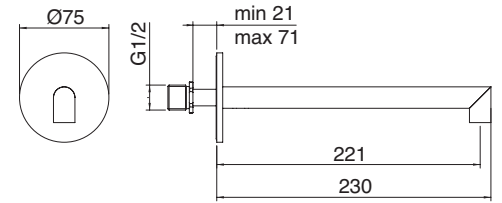
22 l/min

28mm



- IS IT 3B61 IS ZZ HF
- 01 IT 3B61 01 ZZ HF
- 03 IT 3B61 03 ZZ HF
- 04 IT 3B61 04 ZZ HF

Bocca a muro 221
 Wall-mtd. spout 221
 Bec mural 221
 Wandauslauf 221



ITRTAE187ZZ



ITRTAE105ZZ

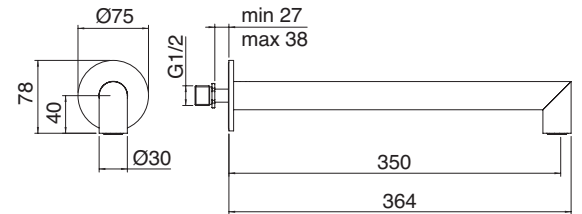


22 l/min



- IS RWIT 3B47 IS 01
- 01 RWIT 3B47 01 01
- 03 RWIT 3B47 03 01
- 04 RWIT 3B47 04 01

Soffione a parete
 Wall-mtd. shower-head
 Douche de tête mural
 Wand Kopfbrause



1/2" M

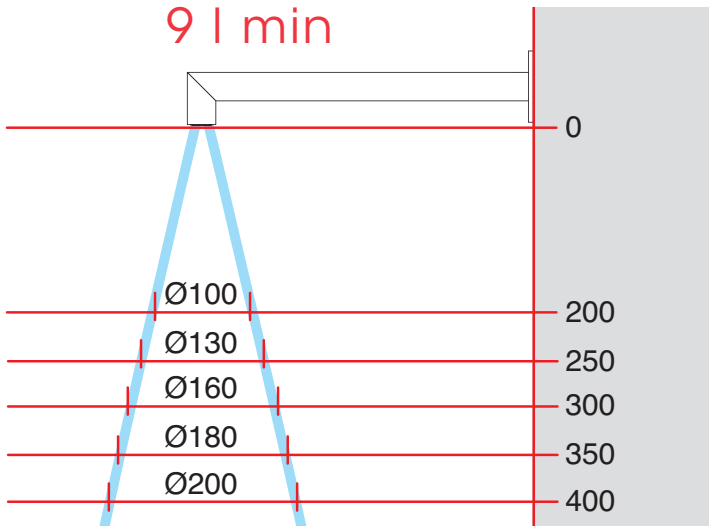


9 l/min
 ITRTAE180ZZ

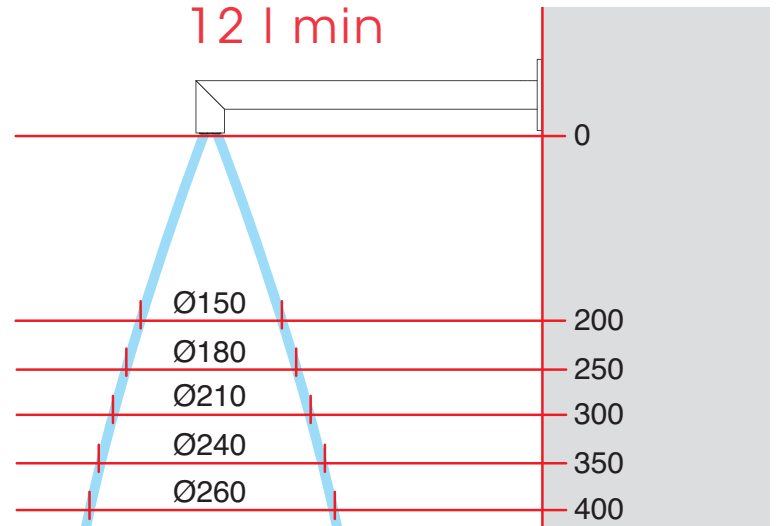


ITRTAT111ZZ

9 l min



12 l min





5mm


22mm

28mm

5mm

22mm

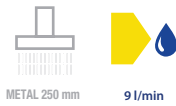
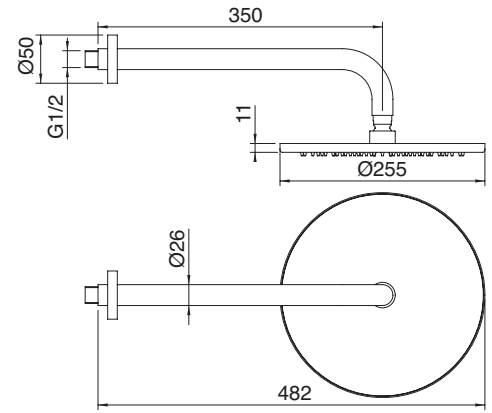
28mm





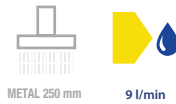
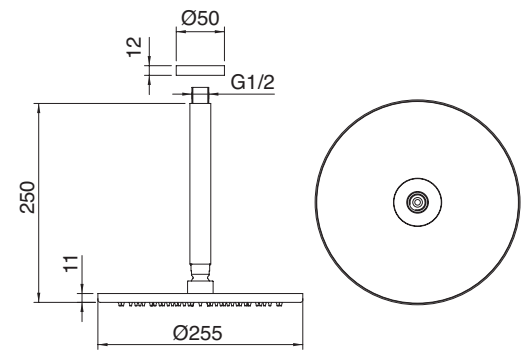
- IS IT 6599 IS ZZ VS
- 01 IT 6599 01 ZZ VS
- 03 IT 6599 03 ZZ VS
- 04 IT 6599 04 ZZ VS

Soffione a parete anticalcare
 Anti-limescale shower-head
 Douche de tête anticalcaire avec bras mural
 Antikalk Kopfbrause mit Arm



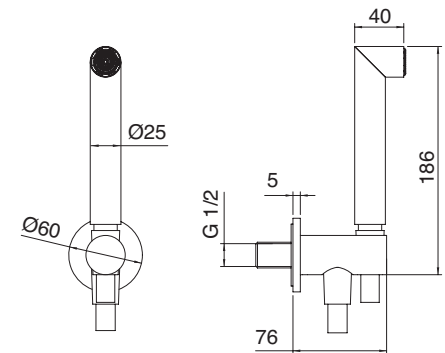
- IS IT 6598 IS ZZ VS
- 01 IT 6598 01 ZZ VS
- 03 IT 6598 03 ZZ VS
- 04 IT 6598 04 ZZ VS

Soffione a soffitto anticalcare
 Ceiling anti-limescale shower-head
 Douche de tête anticalcaire avec bras au plafond
 Antikalk Regenbrause mit Deckenanbindung



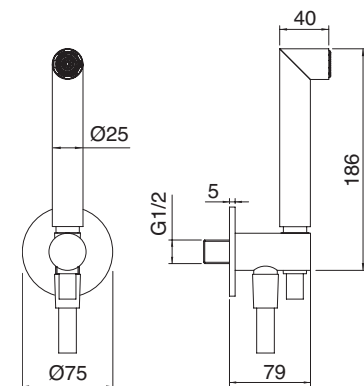
- IS RWIT 3B47 IS 71
- 01 RWIT 3B47 01 71
- 03 RWIT 3B47 03 71
- 04 RWIT 3B47 04 71

Kit gancio, flessibile, doccetta
 Hook, flexible and hand shower kit
 Kit support, flexible et douchette
 Brausehalter, Schlauch und Handbrause



- IS RWIT 3B47 IS 20
- 01 RWIT 3B47 01 20
- 03 RWIT 3B47 03 20
- 04 RWIT 3B47 04 20

Kit gancio, flessibile, doccetta
 Hook, flexible and hand shower kit
 Kit support, flexible et douchette
 Brausehalter, Schlauch und Handbrause



28mm

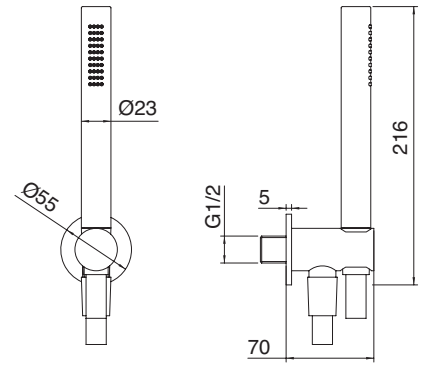
5mm

22mm



- IS RWIT 2847 IS 71
- 01 RWIT 2847 01 71
- 03 RWIT 2847 03 71
- 04 RWIT 2847 04 71

Kit gancio, flessibile, doccia
 Hook, flexible and hand shower kit
 Kit support, flexible et douche
 Brausehalter, Schlauch und Handbrause

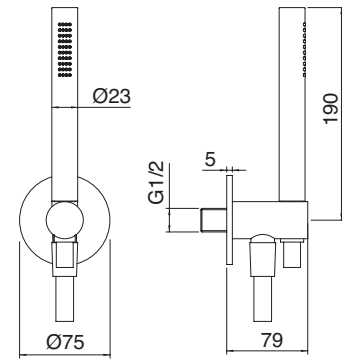


28mm



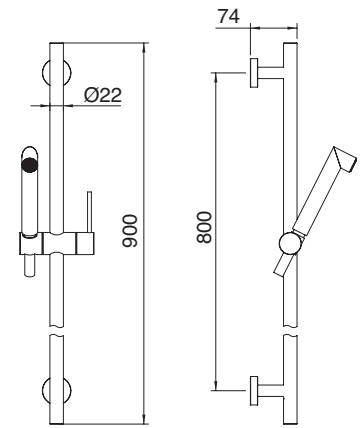
- IS RWIT 2847 IS 20
- 01 RWIT 2847 01 20
- 03 RWIT 2847 03 20
- 04 RWIT 2847 04 20

Kit gancio, flessibile, doccia
 Hook, flexible and hand shower kit
 Kit support, flexible et douche
 Brausehalter, Schlauch und Handbrause



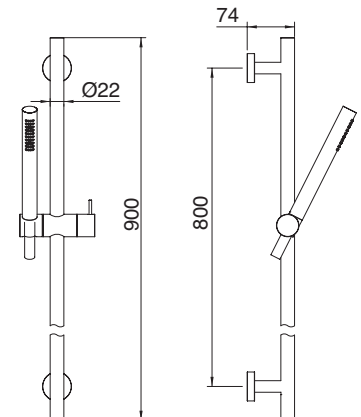
- IS RWIT 3B47 IS 04
- 01 RWIT 3B47 01 04
- 03 RWIT 3B47 03 04
- 04 RWIT 3B47 04 04

Kit saliscendi senza presa acqua
 Sliding-bar kit without wall hose outlet
 Barre coulissante sans coude mural
 Gleitstange ohne Wandaschlussbogen



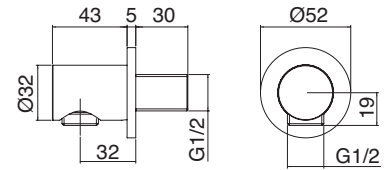
- IS RWIT 1347 IS 04
- 01 RWIT 1347 01 04
- 03 RWIT 1347 03 04
- 04 RWIT 1347 04 04

Kit saliscendi senza presa acqua
 Sliding-bar kit without wall hose outlet
 Barre coulissante sans coude mural
 Gleitstange ohne Wandaschlussbogen



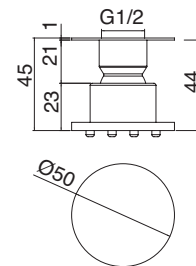
- IS IT RTGA 142 IS
- 01 IT RTGA 142 01
- 03 IT RTGA 142 03
- 04 IT RTGA 142 04

Presca acqua a muro
Wall hose outlet
Coude mural
Wandanschlussbogen



- IS IT RTBR 320 IS
- 01 IT RTBR 320 01
- 03 IT RTBR 320 03
- 04 IT RTBR 320 04

Soffione laterale
Nozzle
Buse
Düse

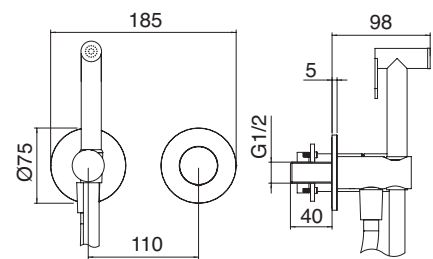


- IS RWIT 3BD4 IS 30
- 01 RWIT 3BD4 01 30
- 03 RWIT 3BD4 03 30
- 04 RWIT 3BD4 04 30

Miscelatore incasso con doccetta per WC
Concealed mixer with wc hand shower
Mitigeur à encastrer avec douchette WC
U-P Mischer mit WC Handbrause



RWIT 51A5 ZZ 01
+ PARTI INCASSO - CONCEALED BODY
CORPS À ENCASTRER - UNTERPUTZTEIL

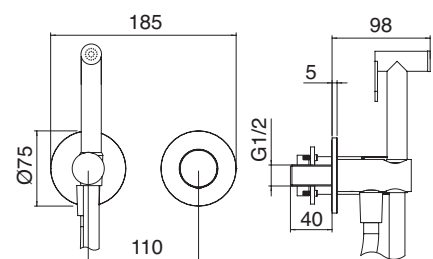


- IS RWIT 3BD4 IS 35
- 01 RWIT 3BD4 01 35
- 03 RWIT 3BD4 03 35
- 04 RWIT 3BD4 04 35

Miscelatore incasso con doccetta per WC
Concealed mixer with wc hand shower
Mitigeur à encastrer avec douchette WC
U-P Mischer mit WC Handbrause



RWIT 51A5 ZZ 01
+ PARTI INCASSO - CONCEALED BODY
CORPS À ENCASTRER - UNTERPUTZTEIL

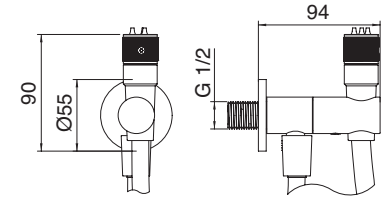


28mm

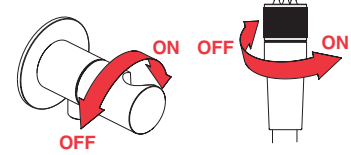


- IS RWIT 6565 IS 15
- 01 RWIT 6565 01 15
- 03 RWIT 6565 03 15
- 04 RWIT 6565 04 15

Idroscopino per WC
WC hand shower set
Douchette pour WC
Handbrause Set für WC



INSTRUCTION FOR USE



1 M PVC



METAL



4 l/min



1/2 M

Per ulteriori composizioni doccia vedi sezione SHOWERS

For other shower fittings check the SHOWERS section

Pour d'autres solutions douche voir section SHOWERS

Für weitere duschaustattungen siehe abschnitt SHOWERS

3.6

Giampiero Castagnoli

- inox IS
- gun metal - PVD 01
- bronze - PVD 03
- yellow gold - PVD 04



5mm

22mm

28mm

3.6

5mm

22mm

28mm

3.6

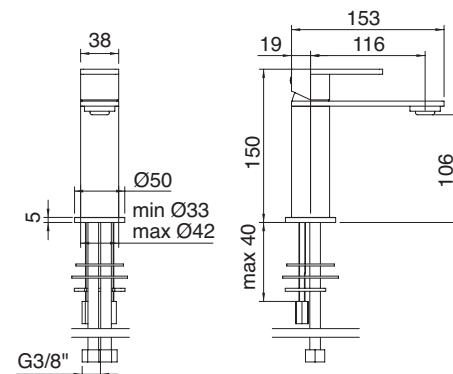


- IS IT 9A11 IS TS ZZ
- 01 IT 9A11 01 TS ZZ
- 03 IT 9A11 03 TS ZZ
- 04 IT 9A11 04 TS ZZ

Miscelatore monocomando lavabo 106
 Washbasin mixer 106
 Mitigeur lavabo 106
 Einhand-Waschtischmischer 106



RWIT9A11ZZ04 ITRTAE130ZZ - 14° ITRTAT118ZZ 4 l/min

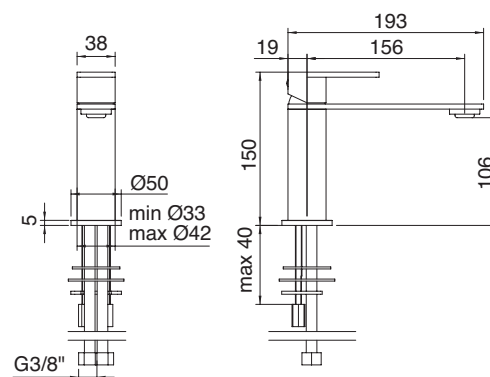


- IS IT 9A11 IS TS CL
- 01 IT 9A11 01 TS CL
- 03 IT 9A11 03 TS CL
- 04 IT 9A11 04 TS CL

Miscelatore monocomando lavabo 106
 Washbasin mixer 106
 Mitigeur lavabo 106
 Einhand-Waschtischmischer 106



RWIT9A11ZZ04 ITRTAE130ZZ - 14° ITRTAT118ZZ 4 l/min

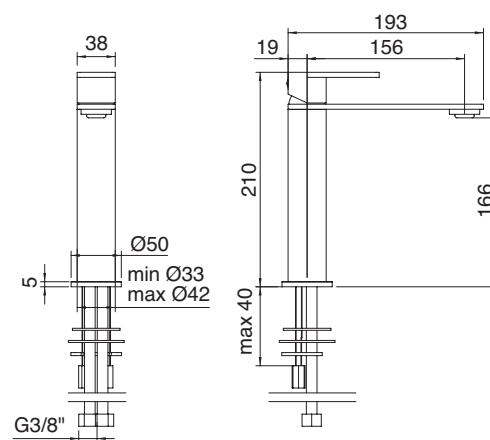


- IS IT 9A27 IS TS ZZ

Miscelatore monocomando lavabo 166
 Washbasin mixer 166
 Mitigeur lavabo 166
 Einhand-Waschtischmischer 166



RWIT9A11ZZ04 ITRTAE130ZZ - 14° ITRTAT118ZZ 4 l/min

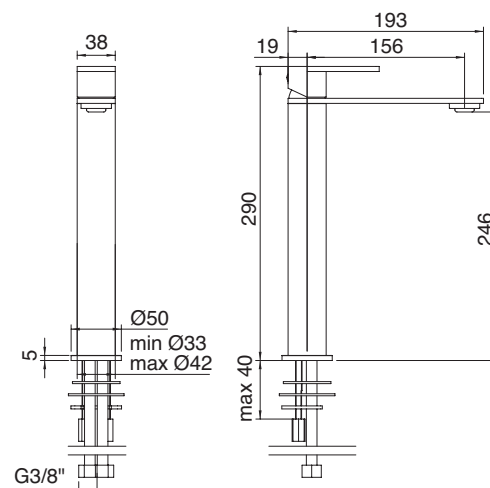


- IS IT 9A18 IS TS ZZ
- 01 IT 9A18 01 TS ZZ
- 03 IT 9A18 03 TS ZZ
- 04 IT 9A18 04 TS ZZ

Miscelatore monocomando lavabo 246
 Washbasin mixer 246
 Mitigeur lavabo 246
 Einhand-Waschtischmischer 246



RWIT9A11ZZ04 ITRTAE130ZZ - 14° ITRTAT118ZZ 4 l/min



3.6

5mm

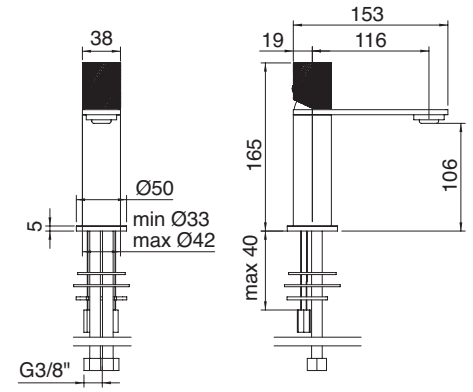


- IS IT 9A11 IS TZ ZZ
- 01 IT 9A11 01 TZ ZZ
- 03 IT 9A11 03 TZ ZZ
- 04 IT 9A11 04 TZ ZZ

Miscelatore monocomando lavabo 106
 Washbasin mixer 106
 Mitigeur lavabo 106
 Einhand-Waschtischmischer 106



RWIT9A11ZZ04 ITRTAE130ZZ - 14° ITRTAT118ZZ 4 l/min



22mm

28mm

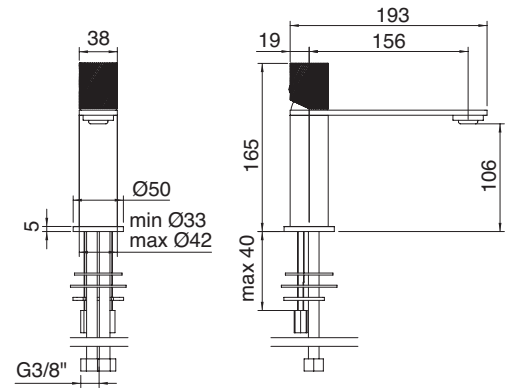


- IS IT 9A11 IS TZ CL
- 01 IT 9A11 01 TZ CL
- 03 IT 9A11 03 TZ CL
- 04 IT 9A11 04 TZ CL

Miscelatore monocomando lavabo 106
 Washbasin mixer 106
 Mitigeur lavabo 106
 Einhand-Waschtischmischer 106



RWIT9A11ZZ04 ITRTAE130ZZ - 14° ITRTAT118ZZ 4 l/min



3.6

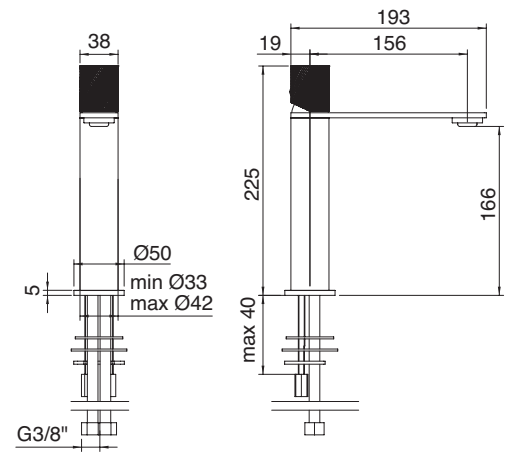


- IS IT 9A27 IS TZ ZZ

Miscelatore monocomando lavabo 166
 Washbasin mixer 166
 Mitigeur lavabo 166
 Einhand-Waschtischmischer 166



RWIT9A11ZZ04 ITRTAE130ZZ - 14° ITRTAT118ZZ 4 l/min

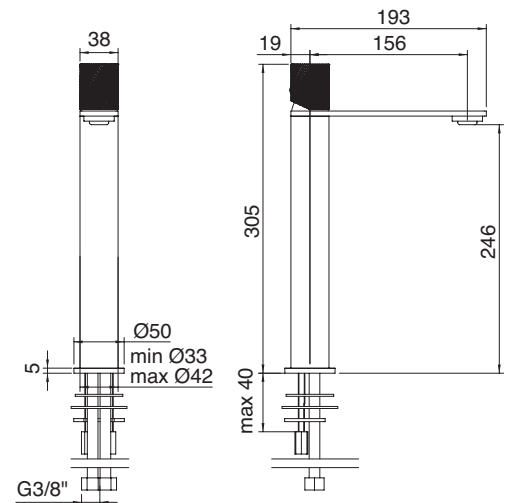



- IS IT 9A18 IS TZ ZZ
- 01 IT 9A18 01 TZ ZZ
- 03 IT 9A18 03 TZ ZZ
- 04 IT 9A18 04 TZ ZZ

Miscelatore monocomando lavabo 246
 Washbasin mixer 246
 Mitigeur lavabo 246
 Einhand-Waschtischmischer 246



RWIT9A11ZZ04 ITRTAE130ZZ - 14° ITRTAT118ZZ 4 l/min





5mm

22mm

28mm


3.6

5mm

22mm

28mm

3.6

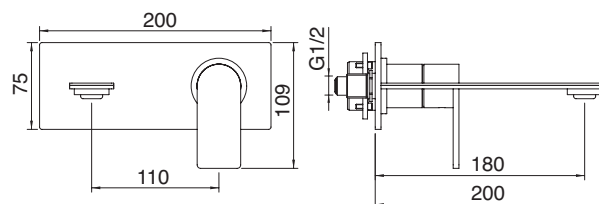


IS RWIT 9AA5 IS 02
 01 RWIT 9AA5 01 02
 03 RWIT 9AA5 03 02
 04 RWIT 9AA5 04 02

RWIT 51A5 ZZ 01
 + PARTI INCASSO - CONCEALED BODY
 CORPS À ENCASTRER - UNTERPUTZTEIL



Miscelatore monocomando lavabo incasso 180
 Concealed washbasin mixer 180
 Mitigeur lavabo à encastrer 180
 UP-Einhand-Waschtischmischer 180

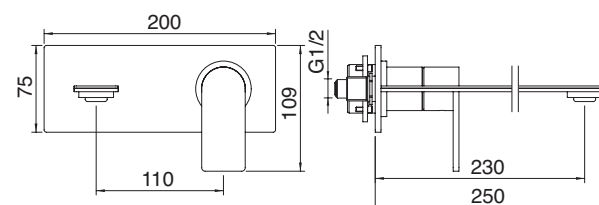


IS RWIT 9AA6 IS 02
 01 RWIT 9AA6 01 02
 03 RWIT 9AA6 03 02
 04 RWIT 9AA6 04 02

RWIT 51A5 ZZ 01
 + PARTI INCASSO - CONCEALED BODY
 CORPS À ENCASTRER - UNTERPUTZTEIL



Miscelatore monocomando lavabo incasso 230
 Concealed washbasin mixer 230
 Mitigeur lavabo à encastrer 230
 UP-Einhand-Waschtischmischer 230

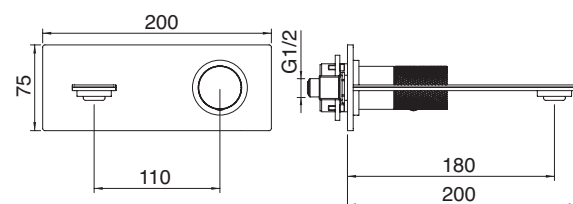


IS RWIT 9AA5 IS 21
 01 RWIT 9AA5 01 21
 03 RWIT 9AA5 03 21
 04 RWIT 9AA5 04 21

RWIT 51A5 ZZ 01
 + PARTI INCASSO - CONCEALED BODY
 CORPS À ENCASTRER - UNTERPUTZTEIL



Miscelatore monocomando lavabo incasso 180
 Concealed washbasin mixer 180
 Mitigeur lavabo à encastrer 180
 UP-Einhand-Waschtischmischer 180

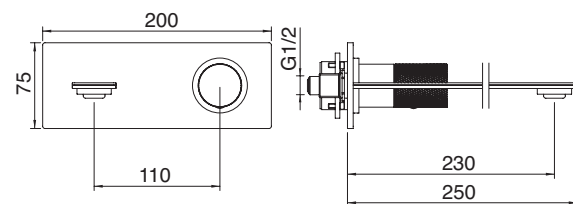


IS RWIT 9AA6 IS 21
 01 RWIT 9AA6 01 21
 03 RWIT 9AA6 03 21
 04 RWIT 9AA6 04 21

RWIT 51A5 ZZ 01
 + PARTI INCASSO - CONCEALED BODY
 CORPS À ENCASTRER - UNTERPUTZTEIL



Miscelatore monocomando lavabo incasso 230
 Concealed washbasin mixer 230
 Mitigeur lavabo à encastrer 230
 UP-Einhand-Waschtischmischer 230



5mm

22mm

28mm

3.6

5mm

22mm

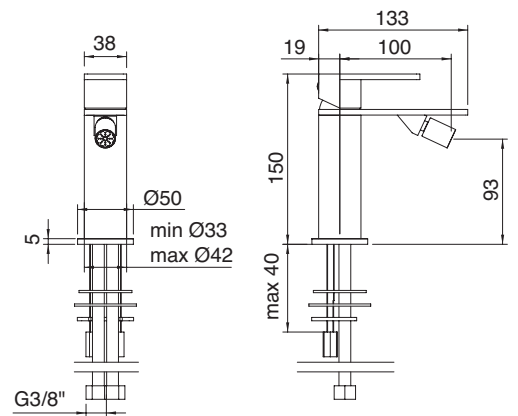
28mm

3.6



- IS IT 9A22 IS TS ZZ
- 01 IT 9A22 01 TS ZZ
- 03 IT 9A22 03 TS ZZ
- 04 IT 9A22 04 TS ZZ

Miscelatore monocomando bidet
 Bidet mixer
 Mitigeur bidet
 Bidet - Mischer



RWIT9A11ZZ04



ITRTAE11ZZ - 15°



ITRTAT105ZZ



5 l/min



5mm

22mm

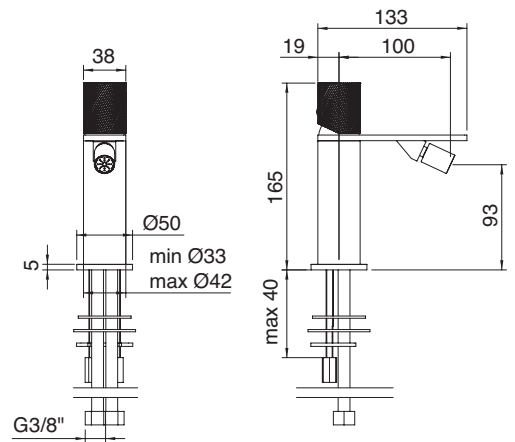
28mm

3.6



- IS IT 9A22 IS TZ ZZ
- 01 IT 9A22 01 TZ ZZ
- 03 IT 9A22 03 TZ ZZ
- 04 IT 9A22 04 TZ ZZ

Miscelatore monocomando bidet
 Bidet mixer
 Mitigeur bidet
 Bidet - Mischer



RWIT9A11ZZ04



ITRTAE111ZZ - 15°



ITRTAT105ZZ



5 l/min

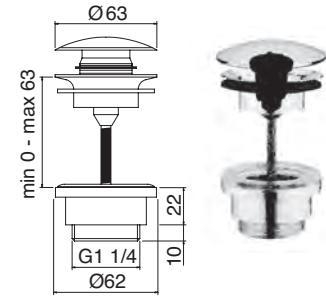
3.6

5mm



- IS IT RTSA 117 IS
- 01 IT RTSA 117 01
- 03 IT RTSA 117 03
- 04 IT RTSA 117 04

Scarico click-clack universale
 Universal up/down pop-up waste
 Bonde up-down universelle
 Abfluss mit Druckknopf

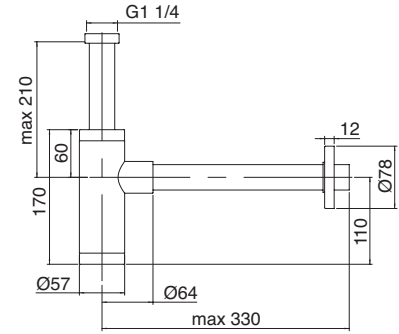


22mm



- IS IT RTSF 116 IS
- 01 IT RTSF 116 01
- 03 IT RTSF 116 03
- 04 IT RTSF 116 04

Sifone a vista
 Drain-trap
 Siphon
 Siphon für Waschtisch



28mm

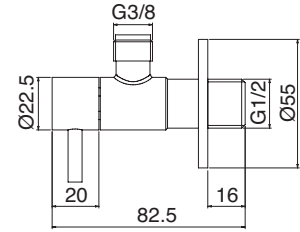


- IS IT 0401 IS ZZ ZZ
- 01 IT 0401 01 ZZ ZZ
- 03 IT 0401 03 ZZ ZZ
- 04 IT 0401 04 ZZ ZZ

Rubinetto d'arresto con filtro
 Stop valves with filter
 Robinets d'arrêt avec filtre
 Eckventile m Filter u. Absperrung



ITRTVT124NI 1/2 M



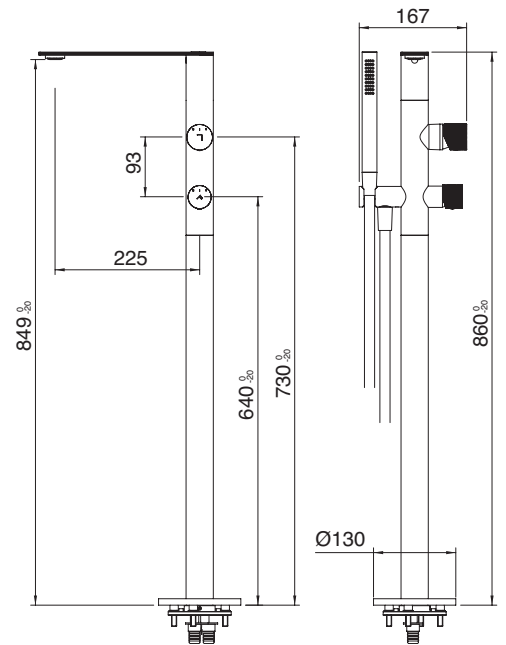
3.6



- IS RWIT 9A03 IS 50
- 01 RWIT 9A03 01 50
- 03 RWIT 9A03 03 50
- 04 RWIT 9A03 04 50

Miscelatore vasca da terra 2 maniglie 849
 2 handles floor standing bathtub mixer 849
 Mélangeur bain douche sur colonne au sol 849
 2-Griff Wannenstandarmatur 849

RWIT 4A62 ZZ 50
 + PARTI INCASSO - CONCEALED BODY
 CORPS À ENCASTRER - UNTERPUTZTEIL

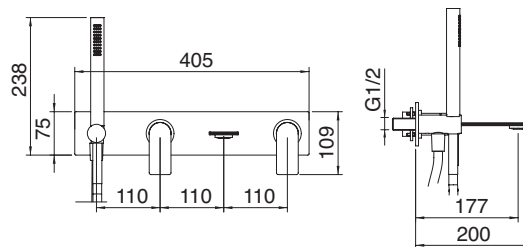


- IS RWIT 9AD7 IS 03
- 01 RWIT 9AD7 01 03
- 03 RWIT 9AD7 03 03
- 04 RWIT 9AD7 04 03

RWIT 51D7 ZZ 12
 + PARTI INCASSO - CONCEALED BODY
 CORPS À ENCASTRER - UNTERPUTZTEIL



Miscelatore monocomando vasca/doccia incasso
 Concealed bath/shower mixer
 Mitigeur bain/douche à encastrer
 Wanne / Brause EHM U.P

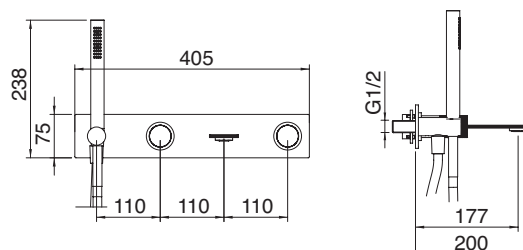


- IS RWIT 9AD7 IS 21
- 01 RWIT 9AD7 01 21
- 03 RWIT 9AD7 03 21
- 04 RWIT 9AD7 04 21

RWIT 51D7 ZZ 12
 + PARTI INCASSO - CONCEALED BODY
 CORPS À ENCASTRER - UNTERPUTZTEIL



Miscelatore monocomando vasca/doccia incasso
 Concealed bath/shower mixer
 Mitigeur bain/douche à encastrer
 Wanne / Brause EHM U.P

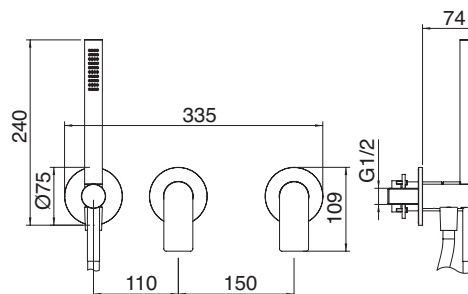


- IS RWIT 9AD9 IS 03
- 01 RWIT 9AD9 01 03
- 03 RWIT 9AD9 03 03
- 04 RWIT 9AD9 04 03

RWIT 51D9 ZZ 01
 + PARTI INCASSO - CONCEALED BODY
 CORPS À ENCASTRER - UNTERPUTZTEIL



Miscelatore monocomando vasca/doccia incasso
 Concealed bath/shower mixer
 Mitigeur bain/douche à encastrer
 Wanne / Brause EHM U.P

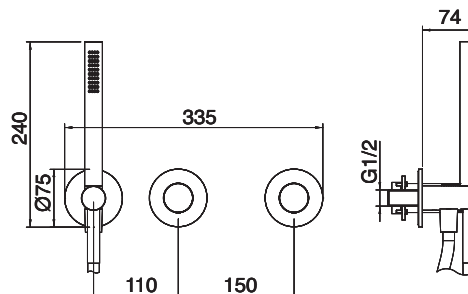


- IS RWIT 9AD9 IS 21
- 01 RWIT 9AD9 01 21
- 03 RWIT 9AD9 03 21
- 04 RWIT 9AD9 04 21

RWIT 51D9 ZZ 01
 + PARTI INCASSO - CONCEALED BODY
 CORPS À ENCASTRER - UNTERPUTZTEIL



Miscelatore monocomando vasca/doccia incasso
 Concealed bath/shower mixer
 Mitigeur bain/douche à encastrer
 Wanne / Brause EHM U.P



5mm

22mm

28mm

3.6

3.6

5mm

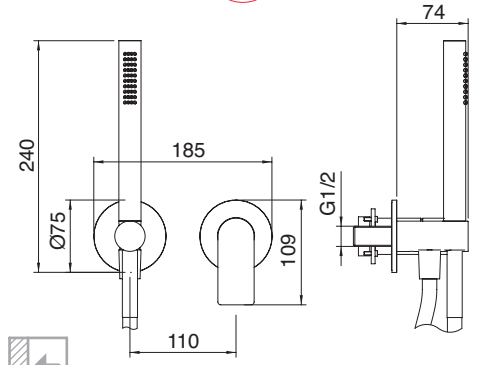
22mm



- IS RWIT 9AD4 IS 01
- 01 RWIT 9AD4 01 01
- 03 RWIT 9AD4 03 01
- 04 RWIT 9AD4 04 01

Miscelatore monocomando incasso doccia con doccetta
 Concealed shower mixer with hand-shower
 Mitigeur douche à encastrer avec douchette
 Brause EHM UP mit Handbrause

RWIT 51A5 ZZ 01
 + PARTI INCASSO - CONCEALED BODY
 CORPS À ENCASTRER - UNTERPUTZTEIL



RWIT9AA5ZZ07 1,5 cm RWIT51A5ZZ80 3 cm RWIT51A5ZZ85 5 cm RWIT51A5ZZ90 1,5 M PVC FLEX INOX 8 l/min N° 146 RWIT51C5ZZ90

28mm

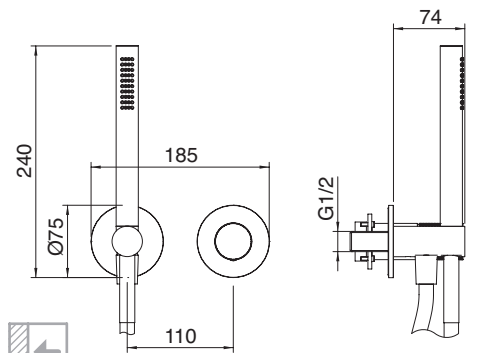
3.6



- IS RWIT 9AD4 IS 02
- 01 RWIT 9AD4 01 02
- 03 RWIT 9AD4 03 02
- 04 RWIT 9AD4 04 02

Miscelatore monocomando incasso doccia con doccetta
 Concealed shower mixer with hand-shower
 Mitigeur douche à encastrer avec douchette
 Brause EHM UP mit Handbrause

RWIT 51A5 ZZ 01
 + PARTI INCASSO - CONCEALED BODY
 CORPS À ENCASTRER - UNTERPUTZTEIL



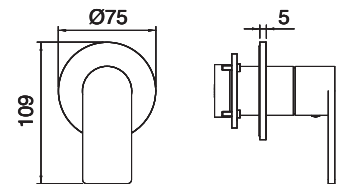
RWIT9AA5ZZ07 1,5 cm RWIT51A5ZZ80 3 cm RWIT51A5ZZ85 5 cm RWIT51A5ZZ90 1,5 M PVC FLEX INOX 8 l/min N° 146 RWIT51C5ZZ90



- IS RWIT 9AC8 IS 01
- 01 RWIT 9AC8 01 01
- 03 RWIT 9AC8 03 01
- 04 RWIT 9AC8 04 01

Monocomando remoto lavabo/doccia incasso
 Concealed washbasin/shower mixer
 Mitigeur lavabo/douche à encastrer
 UP-Waschtisch/Dusche Mischer

RWIT 51A8 ZZ 03
 + PARTI INCASSO - CONCEALED BODY
 CORPS À ENCASTRER - UNTERPUTZTEIL



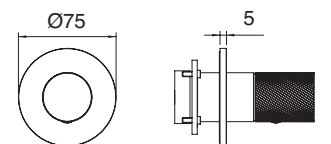
RWIT9AA5ZZ07 1,5 cm RWIT51A5ZZ90 3 cm RWIT51A5ZZ85 5 cm RWIT51A5ZZ90 24 L/min N° 143 RWIT51A8ZZ90



- IS RWIT 9AC8 IS 02
- 01 RWIT 9AC8 01 02
- 03 RWIT 9AC8 03 02
- 04 RWIT 9AC8 04 02

Monocomando remoto lavabo/doccia incasso
 Concealed washbasin/shower mixer
 Mitigeur lavabo/douche à encastrer
 UP-Waschtisch/Dusche Mischer

RWIT 51A8 ZZ 03
 + PARTI INCASSO - CONCEALED BODY
 CORPS À ENCASTRER - UNTERPUTZTEIL



RWIT9AA5ZZ07 1,5 cm RWIT51A5ZZ90 3 cm RWIT51A5ZZ85 5 cm RWIT51A5ZZ90 24 L/min N° 143 RWIT51A8ZZ90



5mm

22mm

28mm

3.6

3.6

5mm

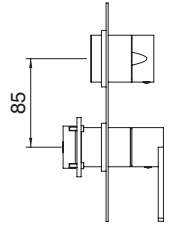
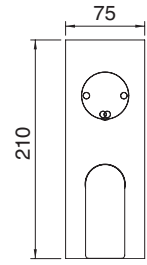
22mm



- IS RWIT 9AA2 IS 01
- IS RWIT 9AE2 IS 01

Miscelatore monocomando con deviatore 2 uscite
 Concealed mixer with 2 ways diverter
 Mitigeur à encastrer avec inverseur à 2 sorties
 EHM U.P mit 2 Wege Umsteller

RWIT 22A2 ZZ 01
 + PARTI INCASSO - CONCEALED BODY
 CORPS À ENCASTRER - UNTERPUTZTEIL



RWIT9AA5ZZ07
 ITRTVT211ZZ
 RWIT22A2_Z06
 RWIT22A2_Z06
 18 L/min
 2 IN - 2 OUT
 QR
 N° 11
 RWIT8A72ZZ90

28mm

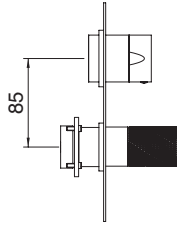
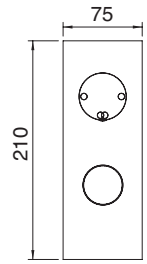
3.6



- IS RWIT 9AA2 IS 02
- IS RWIT 9AE2 IS 02

Miscelatore monocomando con deviatore 2 uscite
 Concealed mixer with 2 ways diverter
 Mitigeur à encastrer avec inverseur à 2 sorties
 EHM U.P mit 2 Wege Umsteller

RWIT 22A2 ZZ 01
 + PARTI INCASSO - CONCEALED BODY
 CORPS À ENCASTRER - UNTERPUTZTEIL



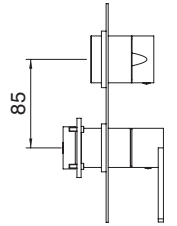
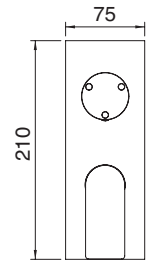
RWIT9AA5ZZ07
 ITRTVT211ZZ
 RWIT22A2_Z06
 RWIT22A2_Z06
 18 L/min
 2 IN - 2 OUT
 QR
 N° 11
 RWIT8A72ZZ90



- IS RWIT 9AA3 IS 01
- IS RWIT 9AE3 IS 01

Miscelatore monocomando con deviatore 3 uscite
 Concealed mixer with 3 ways diverter
 Mitigeur à encastrer avec inverseur à 3 sorties
 EHM U.P mit 3 Wege Umsteller

RWIT 22A2 ZZ 01
 + PARTI INCASSO - CONCEALED BODY
 CORPS À ENCASTRER - UNTERPUTZTEIL



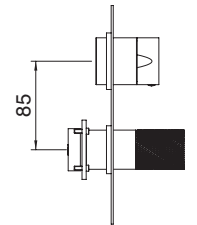
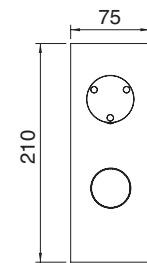
RWIT9AA5ZZ07
 ITRTVT212ZZ
 RWIT22A2_Z06
 RWIT22A2_Z06
 18 L/min
 2 IN - 3 OUT
 QR
 N° 11
 RWIT8A72ZZ90



- IS RWIT 9AA3 IS 02
- IS RWIT 9AE3 IS 02

Miscelatore monocomando con deviatore 3 uscite
 Concealed mixer with 3 ways diverter
 Mitigeur à encastrer avec inverseur à 3 sorties
 EHM U.P mit 3 Wege Umsteller

RWIT 22A2 ZZ 01
 + PARTI INCASSO - CONCEALED BODY
 CORPS À ENCASTRER - UNTERPUTZTEIL



RWIT9AA5ZZ07
 ITRTVT212ZZ
 RWIT22A2_Z06
 RWIT22A2_Z06
 18 L/min
 2 IN - 3 OUT
 QR
 N° 11
 RWIT8A72ZZ90



- ← IS RWIT 9AC2 IS 01
01 RWIT 9AC2 01 01
03 RWIT 9AC2 03 01
04 RWIT 9AC2 04 01

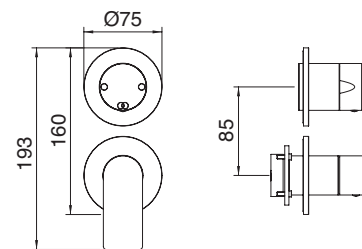
- ← IS RWIT 9AF2 IS 01
01 RWIT 9AF2 01 01
03 RWIT 9AF2 03 01
04 RWIT 9AF2 04 01

Miscelatore monocomando con deviatore 2 uscite
Concealed mixer with 2 ways diverter
Mitigeur à encastrer avec inverseur à 2 sorties
EHM U.P mit 2 Wege Umsteller

- + RWIT 22A2 ZZ 01
PARTI INCASSO - CONCEALED BODY
CORPS À ENCASTRER - UNTERPUTZTEIL



P_342



RWIT9AA5ZZ07

ITRTVT211ZZ

1,5cm RWIT51ASZZ80
3cm RWIT51ASZZ85
5cm RWIT51ASZZ90

RWIT22A2__06

18 L/min

2 IN - 2 OUT

N° 11

RWIT8A72ZZ90



- ← IS RWIT 9AC2 IS 03
01 RWIT 9AC2 01 03
03 RWIT 9AC2 03 03
04 RWIT 9AC2 04 03

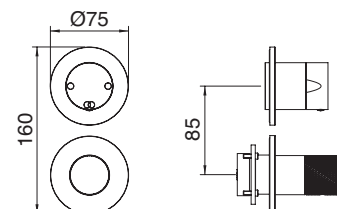
- ← IS RWIT 9AF2 IS 03
01 RWIT 9AF2 01 03
03 RWIT 9AF2 03 03
04 RWIT 9AF2 04 03

Miscelatore monocomando con deviatore 2 uscite
Concealed mixer with 2 ways diverter
Mitigeur à encastrer avec inverseur à 2 sorties
EHM U.P mit 2 Wege Umsteller

- + RWIT 22A2 ZZ 01
PARTI INCASSO - CONCEALED BODY
CORPS À ENCASTRER - UNTERPUTZTEIL



P_342



RWIT9AA5ZZ07

ITRTVT211ZZ

1,5cm RWIT51ASZZ80
3cm RWIT51ASZZ85
5cm RWIT51ASZZ90

RWIT22A2__06

18 L/min

2 IN - 2 OUT

N° 11

RWIT8A72ZZ90



- ← IS RWIT 9AC3 IS 01
01 RWIT 9AC3 01 01
03 RWIT 9AC3 03 01
04 RWIT 9AC3 04 01

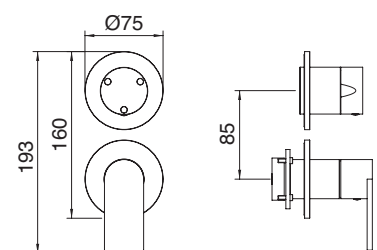
- ← IS RWIT 9AF3 IS 01
01 RWIT 9AF3 01 01
03 RWIT 9AF3 03 01
04 RWIT 9AF3 04 01

Miscelatore monocomando con deviatore 3 uscite
Concealed mixer with 3 ways diverter
Mitigeur à encastrer avec inverseur à 3 sorties
EHM U.P mit 3 Wege Umsteller

- + RWIT 22A2 ZZ 01
PARTI INCASSO - CONCEALED BODY
CORPS À ENCASTRER - UNTERPUTZTEIL



P_342



RWIT9AA5ZZ07

ITRTVT212ZZ

1,5cm RWIT51ASZZ80
3cm RWIT51ASZZ85
5cm RWIT51ASZZ90

RWIT22A2__06

18 L/min

2 IN - 3 OUT

N° 11

RWIT8A72ZZ90



- ← IS RWIT 9AC3 IS 03
01 RWIT 9AC3 01 03
03 RWIT 9AC3 03 03
04 RWIT 9AC3 04 03

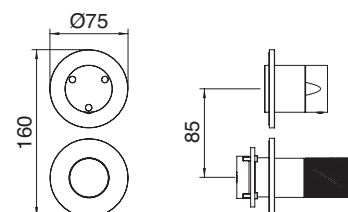
- ← IS RWIT 9AF3 IS 03
01 RWIT 9AF3 01 03
03 RWIT 9AF3 03 03
04 RWIT 9AF3 04 03

Miscelatore monocomando con deviatore 3 uscite
Concealed mixer with 3 ways diverter
Mitigeur à encastrer avec inverseur à 3 sorties
EHM U.P mit 3 Wege Umsteller

- + RWIT 22A2 ZZ 01
PARTI INCASSO - CONCEALED BODY
CORPS À ENCASTRER - UNTERPUTZTEIL



P_342



RWIT9AA5ZZ07

ITRTVT212ZZ

1,5cm RWIT51ASZZ80
3cm RWIT51ASZZ85
5cm RWIT51ASZZ90

RWIT22A2__06

18 L/min

2 IN - 3 OUT

N° 11

RWIT8A72ZZ90



5mm

22mm

28mm

3.6



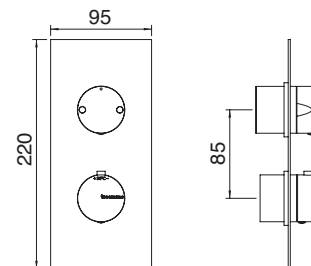


- IS RWIT 8A46 IS 03
- 01 RWIT 8A46 01 03
- 03 RWIT 8A46 03 03
- 04 RWIT 8A46 04 03

RWIT 8A46 ZZ 20
 + PARTI INCASSO - CONCEALED BODY
 CORPS À ENCASTRER - UNTERPUTZTEIL



Termostatico incasso con deviatore 2 uscite
 2 ways concealed thermostatic diverter
 Thermostatique à encastrer avec inverseur à 2 sorties
 UP-Thermostat 2 Wege Umsteller

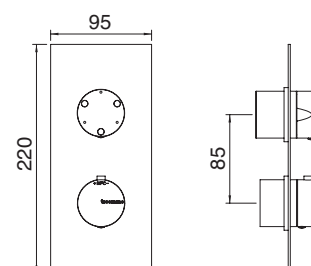


- IS RWIT 8A72 IS 03
- 01 RWIT 8A72 01 03
- 03 RWIT 8A72 03 03
- 04 RWIT 8A72 04 03

RWIT 8A46 ZZ 20
 + PARTI INCASSO - CONCEALED BODY
 CORPS À ENCASTRER - UNTERPUTZTEIL



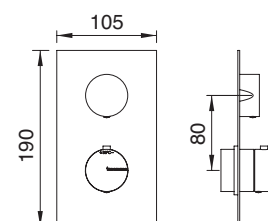
Termostatico incasso con deviatore 3 uscite
 3 ways concealed thermostatic diverter
 Thermostatique à encastrer avec inverseur à 3 sorties
 UP-Thermostat 3 Wege Umsteller



- IS RWIT 2587 IS 35
- 01 RWIT 2587 01 35
- 03 RWIT 2587 03 35
- 04 RWIT 2587 04 35

RWIT 7287 ZZ 30
 + PARTI INCASSO - CONCEALED BODY
 CORPS À ENCASTRER - UNTERPUTZTEIL

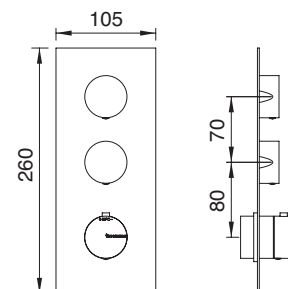
Termostatico incasso 1 uscita
 1 way concealed thermostatic
 Thermostatique à encastrer avec 1 sortie
 UP-Thermostat mit 1 Weg



- IS RWIT 2586 IS 35
- 01 RWIT 2586 01 35
- 03 RWIT 2586 03 35
- 04 RWIT 2586 04 35

RWIT 7286 ZZ 30
 + PARTI INCASSO - CONCEALED BODY
 CORPS À ENCASTRER - UNTERPUTZTEIL

Termostatico incasso 2 uscite
 2 ways concealed thermostatic
 Thermostatique à encastrer avec 2 sorties
 UP-Thermostat mit 2 Wege



3.6

5mm

22mm

28mm

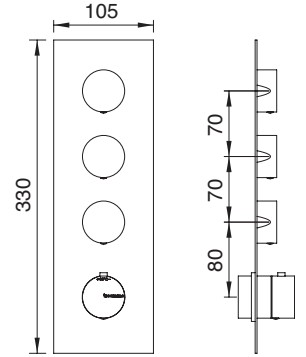
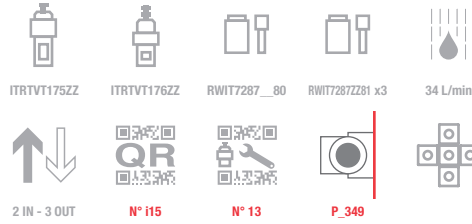
3.6



- IS RWIT 2594 IS 03
- 01 RWIT 2594 01 03
- 03 RWIT 2594 03 03
- 04 RWIT 2594 04 03

Termostatico incasso 3 uscite
3 ways concealed thermostatic
Thermostatique à encastrer avec 3 sorties
UP-Thermostat mit 3 Wege

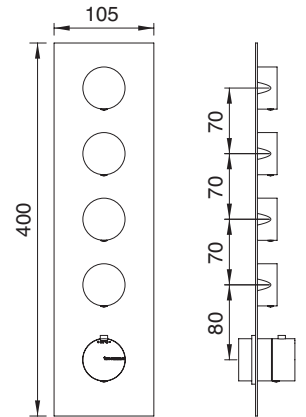
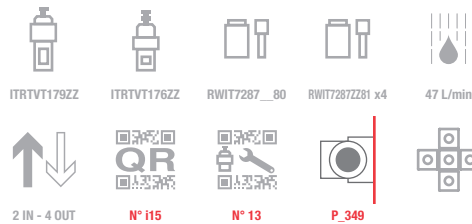
- RWIT 7294 ZZ 30**
- +** PARTI INCASSO - CONCEALED BODY
CORPS À ENCASTRER - UNTERPUTZTEIL



- IS RWIT 2597 IS 31
- 01 RWIT 2597 01 31
- 03 RWIT 2597 03 31
- 04 RWIT 2597 04 31

Termostatico incasso 4 uscite
4 ways concealed thermostatic
Thermostatique à encastrer avec 4 sorties
UP-Thermostat mit 4 Wege

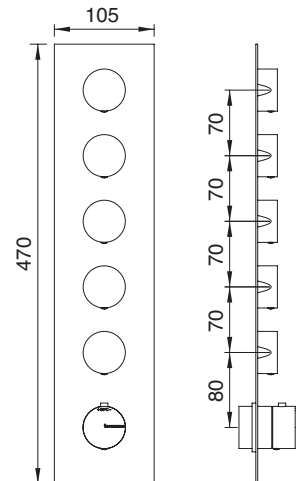
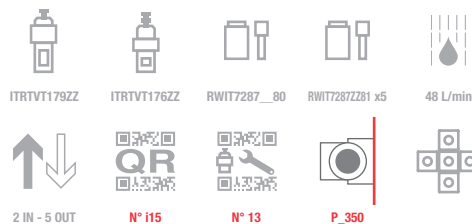
- RWIT 7297 ZZ 30**
- +** PARTI INCASSO - CONCEALED BODY
CORPS À ENCASTRER - UNTERPUTZTEIL



- IS RWIT 2598 IS 35
- 01 RWIT 2598 01 35
- 03 RWIT 2598 03 35
- 04 RWIT 2598 04 35

Termostatico incasso 5 uscite
5 ways concealed thermostatic
Thermostatique à encastrer avec 5 sorties
UP-Thermostat mit 5 Wege

- RWIT 7298 ZZ 30**
- +** PARTI INCASSO - CONCEALED BODY
CORPS À ENCASTRER - UNTERPUTZTEIL



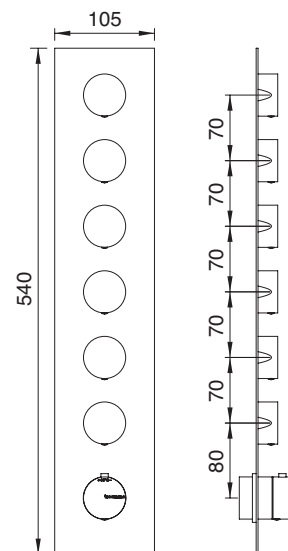


- IS RWIT 2564 IS 35
- 01 RWIT 2564 01 35
- 03 RWIT 2564 03 35
- 04 RWIT 2564 04 35

Termostatico incasso 6 uscite
 6 ways concealed thermostatic
 Thermostatique à encastrer avec 6 sorties
 UP-Thermostat mit 6 Wege

- RWIT 7264 ZZ 30**
- +  PARTI INCASSO - CONCEALED BODY
 CORPS À ENCASTRER - UNTERPUTZTEIL

				
ITRTVT179ZZ	ITRTVT176ZZ	RWIT7287_80	RWIT7287ZZB1 x6	50 L/min
				
2 IN - 6 OUT	N° i15	N° 13	P_350	



5mm

22mm

28mm

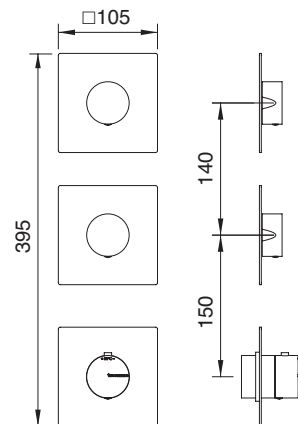


- IS RWIT 2574 IS 01
- 01 RWIT 2574 01 01
- 03 RWIT 2574 03 01
- 04 RWIT 2574 04 01

Termostatico incasso 2 uscite
 2 ways concealed thermostatic
 Thermostatique à encastrer avec 2 sorties
 UP-Thermostat mit 2 Wege

- RWIT 7274 ZZ 40**
- +  PARTI INCASSO - CONCEALED BODY
 CORPS À ENCASTRER - UNTERPUTZTEIL

				
ITRTVT175ZZ	ITRTVT176ZZ	RWIT7287_80	RWIT7287ZZB1 x2	34 L/min
				
2 IN - 2 OUT	N° i15	N° 13	P_350	











3.6

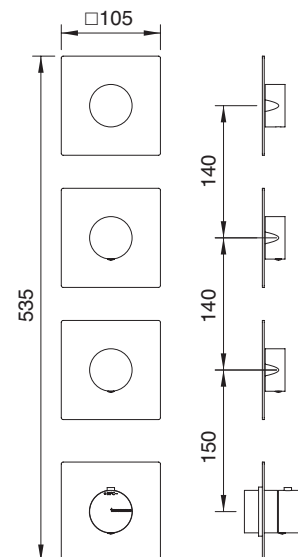


- IS RWIT 2575 IS 01
- 01 RWIT 2575 01 01
- 03 RWIT 2575 03 01
- 04 RWIT 2575 04 01

Termostatico incasso 3 uscite
 3 ways concealed thermostatic
 Thermostatique à encastrer avec 3 sorties
 UP-Thermostat mit 3 Wege

- RWIT 7275 ZZ 40**
- +  PARTI INCASSO - CONCEALED BODY
 CORPS À ENCASTRER - UNTERPUTZTEIL

				
ITRTVT175ZZ	ITRTVT176ZZ	RWIT7287_80	RWIT7287ZZB1 x3	34 L/min
				
2 IN - 3 OUT	N° i15	N° 13	P_351	



3.6

5mm

22mm

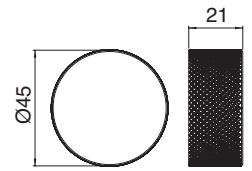
28mm

3.6



- IS RWIT 13A2 IS 90
- 01 RWIT 13A2 01 90
- 03 RWIT 13A2 03 90
- 04 RWIT 13A2 04 90

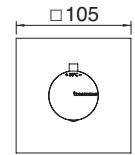
Maniglia deviatore zigrinata per monocomando doccia e termostatico incasso
 Knurled diverter handle for single-lever shower and built-in thermostatic mixer
 Manette inverseur guilloche pour mitigeur douche et thermostatique à encastrer
 Rändel-Umstellgriff für Unterputzbrause und Thermostat



- IS RWIT 7286 IS 85
- 01 RWIT 7286 01 85
- 03 RWIT 7286 03 85
- 04 RWIT 7286 04 85

Termostatico incasso
 Concealed thermostatic
 Thermostatique à encastrer
 UP-Thermostat

- RWIT 7286 ZZ 70**
- + PARTI INCASSO - CONCEALED BODY
 CORPS À ENCASTRER - UNTERPUTZTEIL



**Funzione di sola regolazione temperatura
 no chiusura/apertura acqua**

**Temperature setting only
 No switch on/off water device**

**Régulation de la température uniquement
 aucune ouverture/fermeture de l'eau**

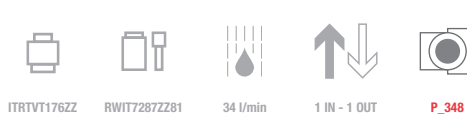
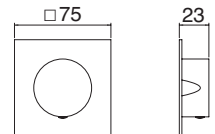
**Nur Temperaturregelung,
 keine Wasser auf / Wasser aus Funktion**



- IS RWIT 72B6 IS 05
- 01 RWIT 72B6 01 05
- 03 RWIT 72B6 03 05
- 04 RWIT 72B6 04 05

Rubinetto d'arresto 1/2"
 1/2" concealed stop valve
 Robinet d'arrêt 1/2"
 UP-Ventil 1/2"

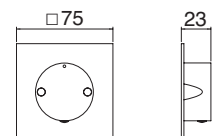
- RWIT 72B6 ZZ 01**
- + PARTI INCASSO - CONCEALED BODY
 CORPS À ENCASTRER - UNTERPUTZTEIL



- IS RWIT 75D5 IS 15
- 01 RWIT 75D5 01 15
- 03 RWIT 75D5 03 15
- 04 RWIT 75D5 04 15

Deviatore incasso 2 uscite con chiusura acqua
 2 ways concealed diverter with water shut-off
 Inverseur à encastrer à 2 sorties avec fermeture d'eau
 2 Wege UP- Umsteller mit Wasserabspernung

- RWIT 7AD5 ZZ 01**
- + PARTI INCASSO - CONCEALED BODY
 CORPS À ENCASTRER - UNTERPUTZTEIL





5mm

22mm

28mm

3.6

RWIT 2847 IS 52 + RWIT 2575 IS 01 + RWIT 2347 IS 72

3.6

5mm

22mm

28mm

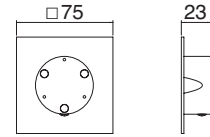
3.6

- IS RWIT 75D6 IS 15
- 01 RWIT 75D6 01 15
- 03 RWIT 75D6 03 15
- 04 RWIT 75D6 04 15

RWIT 7AD5 ZZ 01
+ PARTI INCASSO - CONCEALED BODY
 CORPS À ENCASTRER - UNTERPUTZTEIL



Deviatore incasso 3 uscite con chiusura acqua
 3 ways concealed diverter with water shut-off
 Inverseur à encastrer à 3 sorties avec fermeture d'eau
 3 Wege UP- Umsteller mit Wasserabsperrung

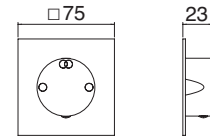


- IS RWIT 75D5 IS 35
- 01 RWIT 75D5 01 35
- 03 RWIT 75D5 03 35
- 04 RWIT 75D5 04 35

RWIT 7AD5 ZZ 01
+ PARTI INCASSO - CONCEALED BODY
 CORPS À ENCASTRER - UNTERPUTZTEIL



Deviatore incasso 2 uscite senza chiusura acqua
 2 ways concealed diverter without water shut-off
 Inverseur à encastrer à 2 sorties sans fermeture d'eau
 2 Wege UP- Umsteller ohne Wasserabsperrung

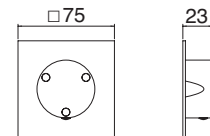


- IS RWIT 75D6 IS 35
- 01 RWIT 75D6 01 35
- 03 RWIT 75D6 03 35
- 04 RWIT 75D6 04 35

RWIT 7AD5 ZZ 01
+ PARTI INCASSO - CONCEALED BODY
 CORPS À ENCASTRER - UNTERPUTZTEIL

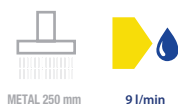
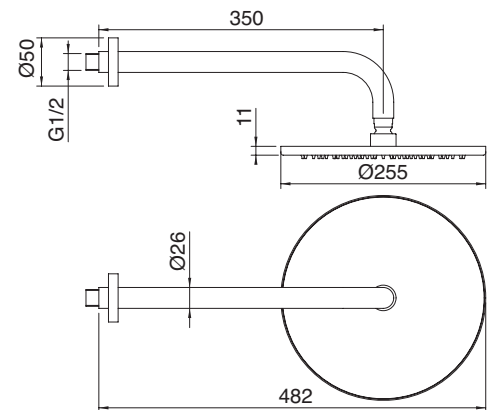


Deviatore incasso 3 uscite senza chiusura acqua
 3 ways concealed diverter without water shut-off
 Inverseur à encastrer à 3 sorties sans fermeture d'eau
 3 Wege UP- Umsteller ohne Wasserabsperrung



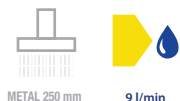
- IS IT 6599 IS ZZ VS
- 01 IT 6599 01 ZZ VS
- 03 IT 6599 03 ZZ VS
- 04 IT 6599 04 ZZ VS

Soffione a parete anticalcare
 Anti-limescale shower-head
 Douche de tête anticalcaire avec bras mural
 Antikalk Kopfbrause mit Arm

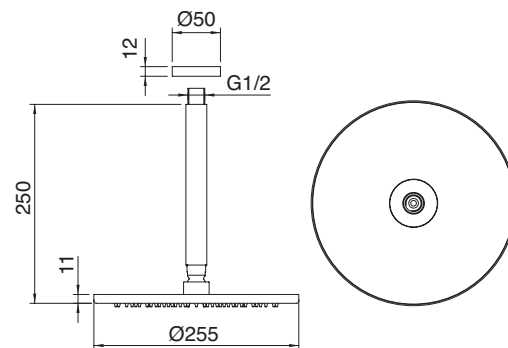


- IS IT 6598 IS ZZ VS
- 01 IT 6598 01 ZZ VS
- 03 IT 6598 03 ZZ VS
- 04 IT 6598 04 ZZ VS

Soffione a soffitto anticalcare
 Ceiling anti-limescale shower-head
 Douche de tête anticalcaire avec bras au plafond
 Antikalk Regenbrause mit Deckenanbindung



METAL 250 mm 9 l/min



5mm

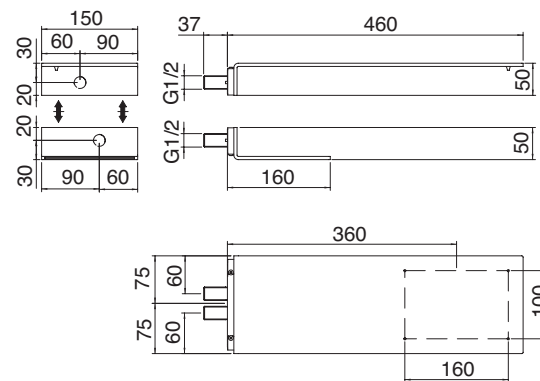
22mm

IS RWIT 2847 IS 42

Soffione a parete con cascata 150
 Shower-head with cascade 150
 Douche avec cascade 150
 Regenbrause mit Wasserfall 150



160x100 1/2 M x2 9 l/min 14 l/min N° 7



28mm

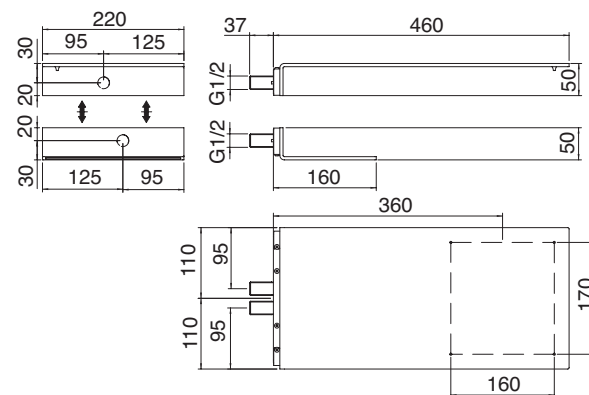
3.6

IS RWIT 2847 IS 52

Soffione a parete con cascata 220
 Shower-head with cascade 220
 Douche avec cascade 220
 Regenbrause mit Wasserfall 220



160x170 1/2 M x2 9 l/min 14 l/min N° 7

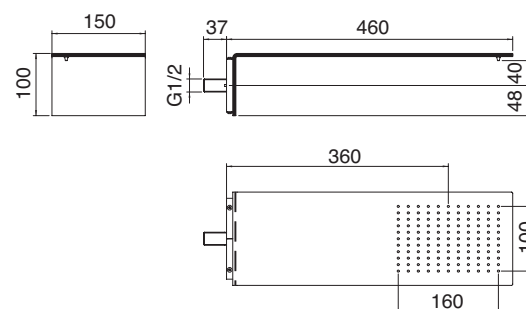


IS RWIT 2847 IS 01

Soffione a parete 150
 Shower-head 150
 Douche 150
 Regenbrause 150



160x100 1/2 M 9 l/min N° 11



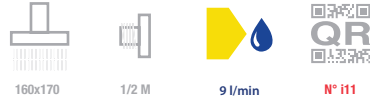
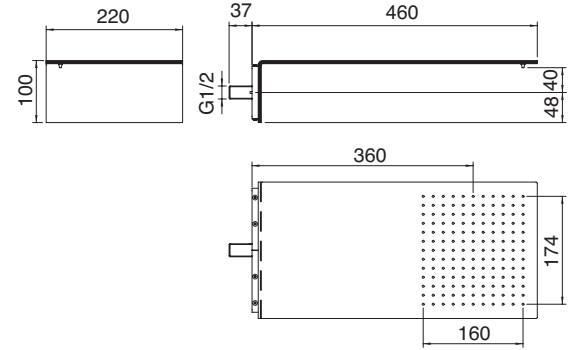
5mm

22mm



IS RWIT 2847 IS 02

Soffione a parete 220
Shower-head 220
Douche 220
Regenbrause 220



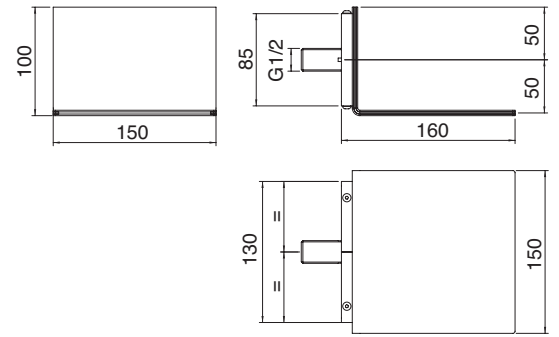
28mm

3.6



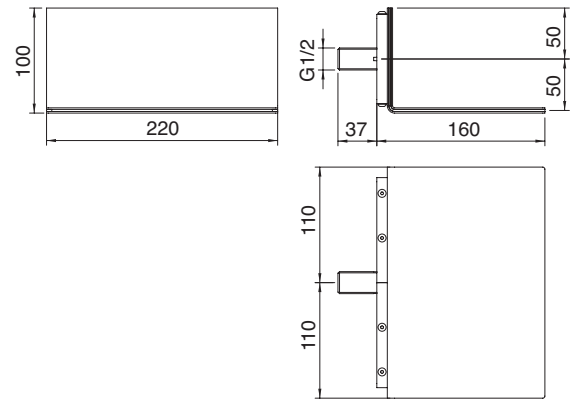
IS RWIT 2847 IS 21

Cascata a parete 150
Cascade 150
Cascade 150
Wasserfall 150



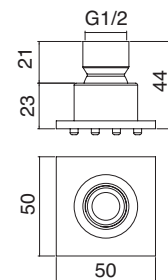
IS RWIT 2847 IS 22

Cascata a parete 220
Cascade 220
Cascade 220
Wasserfall 220



IS IT RTBR 255 IS

Soffione laterale
Nozzle
Buse
Düse





5mm

22mm

28mm

3.6

5mm

22mm

28mm

3.6





- IS RWIT 2847 IS 71
- 01 RWIT 2847 01 71
- 03 RWIT 2847 03 71
- 04 RWIT 2847 04 71

Kit gancio, flessibile, doccia
 Hook, flexible and hand shower kit
 Kit support, flexible et douche
 Brausehalter, Schlauch und Handbrause



1,5 M PVC



INOX



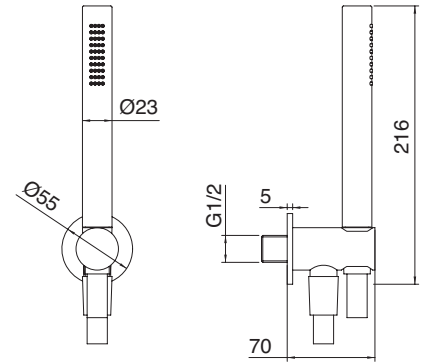
1/2 M



1/2 M



8 l/min



5mm

22mm



- IS RWIT 2847 IS 20
- 01 RWIT 2847 01 20
- 03 RWIT 2847 03 20
- 04 RWIT 2847 04 20

Kit gancio, flessibile, doccia
 Hook, flexible and hand shower kit
 Kit support, flexible et douche
 Brausehalter, Schlauch und Handbrause



1,5 M PVC



INOX



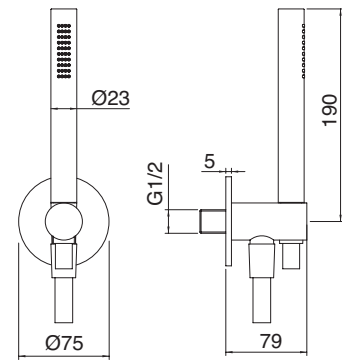
1/2 M



1/2 M



8 l/min



28mm

3.6



- IS RWIT 1347 IS 04
- 01 RWIT 1347 01 04
- 03 RWIT 1347 03 04
- 04 RWIT 1347 04 04

Kit saliscendi senza presa acqua
 Sliding-bar kit without wall hose outlet
 Barre coulissante sans coude mural
 Gleitstange ohne Wandaschlussbogen



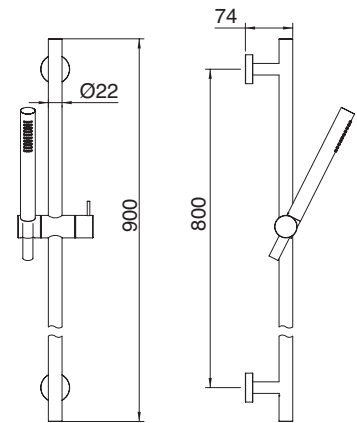
1,5 M PVC



INOX



8 l/min



- IS IT RTGA 142 IS
- 01 IT RTGA 142 01
- 03 IT RTGA 142 03
- 04 IT RTGA 142 04

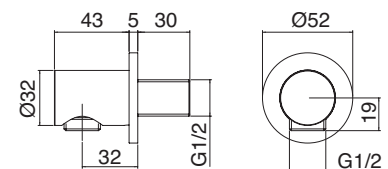
Preso acqua a muro
 Wall hose outlet
 Coude mural
 Wandaschlussbogen



1/2 M



1/2 M



5mm

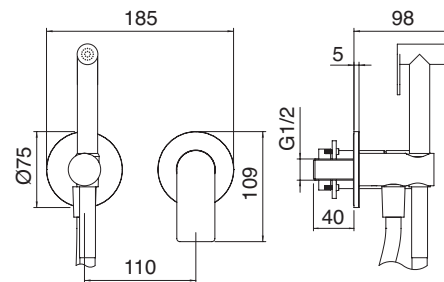
22mm



- IS RWIT 9AD4 IS 30
- 01 RWIT 9AD4 01 30
- 03 RWIT 9AD4 03 30
- 04 RWIT 9AD4 04 30

Miscelatore incasso con doccia per WC
 Concealed mixer with wc hand shower
 Mitigeur à encastrer avec douche WC
 U-P Mischer mit WC Handbrause

RWIT 51A5 ZZ 01
 + PARTI INCASSO - CONCEALED BODY
 CORPS À ENCASTRER - UNTERPUTZTEIL



28mm

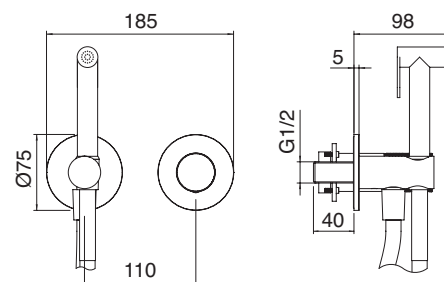
3.6



- IS RWIT 9AD4 IS 35
- 01 RWIT 9AD4 01 35
- 03 RWIT 9AD4 03 35
- 04 RWIT 9AD4 04 35

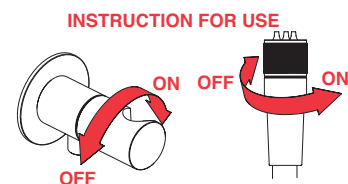
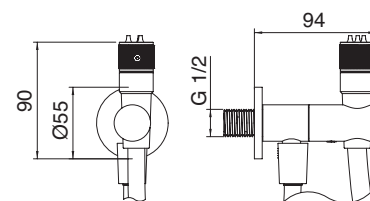
Miscelatore incasso con doccia per WC
 Concealed mixer with wc hand shower
 Mitigeur à encastrer avec douche WC
 U-P Mischer mit WC Handbrause

RWIT 51A5 ZZ 01
 + PARTI INCASSO - CONCEALED BODY
 CORPS À ENCASTRER - UNTERPUTZTEIL



- IS RWIT 6565 IS 15
- 01 RWIT 6565 01 15
- 03 RWIT 6565 03 15
- 04 RWIT 6565 04 15

Idroscopino per WC
 WC hand shower set
 Douche pour WC
 Handbrause Set für WC



Per ulteriori composizioni doccia vedi sezione SHOWERS

For other shower fittings check the SHOWERS section

Pour d'autres solutions douche voir section SHOWERS

Für weitere duschaustattungen siehe abschnitt SHOWERS

WaterTube

Massimiliano Braconi

inox IS

gun metal - PVD 01

bronze - PVD 03

yellow gold - PVD 04

5mm

22mm

28mm

3.6

WaterTube

5mm

22mm

28mm

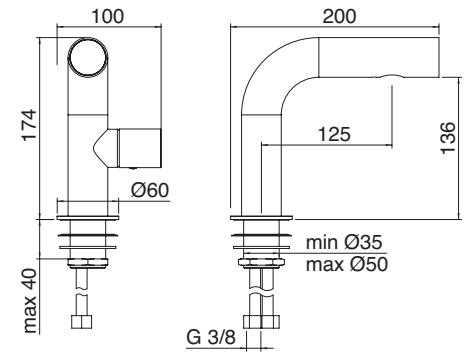
3.6

WaterTube



- IS IT 4A11 IS WT ZZ
- 01 IT 4A11 01 WT ZZ
- 03 IT 4A11 03 WT ZZ
- 04 IT 4A11 04 WT ZZ

Miscelatore monocomando lavabo 136
 Washbasin mixer 136
 Mitigeur lavabo 136
 Einhand-Waschtischmischer 136

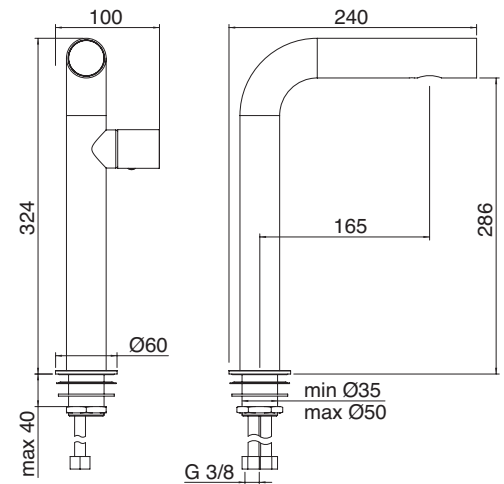


5mm

22mm

- IS IT 4A18 IS WT ZZ
- 01 IT 4A18 01 WT ZZ
- 03 IT 4A18 03 WT ZZ
- 04 IT 4A18 04 WT ZZ

Miscelatore monocomando lavabo 286
 Washbasin mixer 286
 Mitigeur lavabo 286
 Einhand-Waschtischmischer 286




28mm

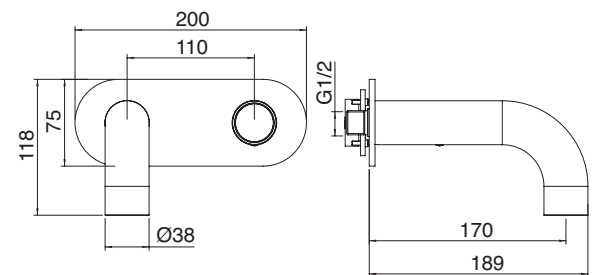
3.6

- IS RWIT 4AA5 IS 02
- 01 RWIT 4AA5 01 02
- 03 RWIT 4AA5 03 02
- 04 RWIT 4AA5 04 02

Miscelatore monocomando lavabo incasso 170
 Concealed washbasin mixer 170
 Mitigeur lavabo à encastrer 170
 UP-Einhand-Waschtischmischer 170




RWIT 51A5 ZZ 01
 + PARTI INCASSO - CONCEALED BODY
 CORPS À ENCASTRER - UNTERPUTZTEIL



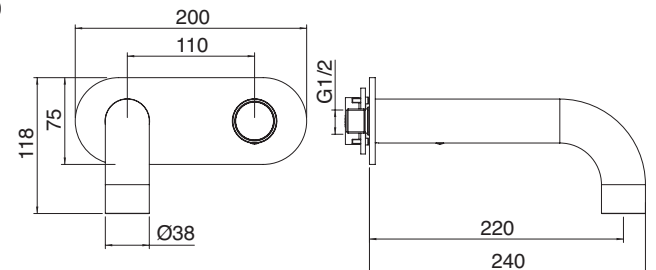
WaterTube

- IS RWIT 4AA6 IS 02
- 01 RWIT 4AA6 01 02
- 03 RWIT 4AA6 03 02
- 04 RWIT 4AA6 04 02

Miscelatore monocomando lavabo incasso 220
 Concealed washbasin mixer 220
 Mitigeur lavabo à encastrer 220
 UP-Einhand-Waschtischmischer 220



RWIT 51A5 ZZ 01
 + PARTI INCASSO - CONCEALED BODY
 CORPS À ENCASTRER - UNTERPUTZTEIL



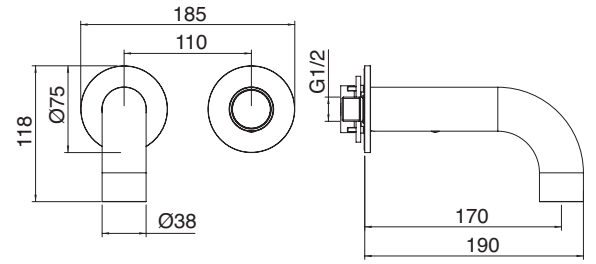
5mm

- IS RWIT 4AC5 IS 02
- 01 RWIT 4AC5 01 02
- 03 RWIT 4AC5 03 02
- 04 RWIT 4AC5 04 02

RWIT 51A5 ZZ 01
 + PARTI INCASSO - CONCEALED BODY
 CORPS À ENCASTRER - UNTERPUTZTEIL



Miscelatore monocomando lavabo incasso 170
 Concealed washbasin mixer 170
 Mitigeur lavabo à encastrer 170
 UP-Einhand-Waschtischmischer 170



22mm

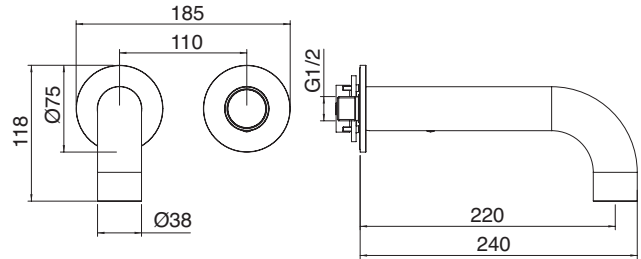
28mm

- IS RWIT 4AC6 IS 02
- 01 RWIT 4AC6 01 02
- 03 RWIT 4AC6 03 02
- 04 RWIT 4AC6 04 02

RWIT 51A5 ZZ 01
 + PARTI INCASSO - CONCEALED BODY
 CORPS À ENCASTRER - UNTERPUTZTEIL



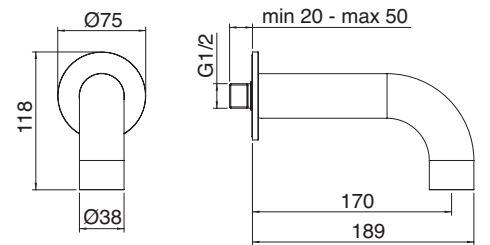
Miscelatore monocomando lavabo incasso 220
 Concealed washbasin mixer 220
 Mitigeur lavabo à encastrer 220
 UP-Einhand-Waschtischmischer 220



3.6

- IS IT 4A63 IS ZZ ZZ
- 01 IT 4A63 01 ZZ ZZ
- 03 IT 4A63 03 ZZ ZZ
- 04 IT 4A63 04 ZZ ZZ

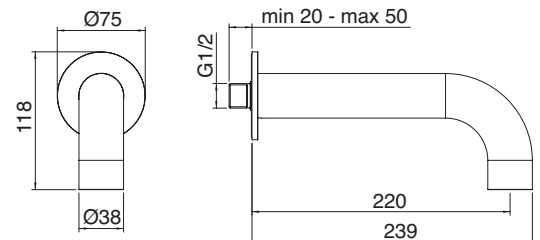
Bocca a muro 170
 Wall-mtd spout 170
 Bec mural 170
 Einlauf Wandmontage 170



WaterTube

- IS IT 4A61 IS ZZ ZZ
- 01 IT 4A61 01 ZZ ZZ
- 03 IT 4A61 03 ZZ ZZ
- 04 IT 4A61 04 ZZ ZZ

Bocca a muro 220
 Wall-mtd spout 220
 Bec mural 220
 Einlauf Wandmontage 220





5mm

22mm

28mm

3.6

WaterTube

5mm

22mm

28mm

3.6

WaterTube

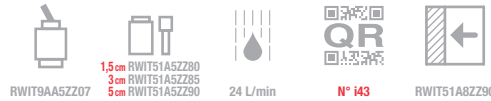
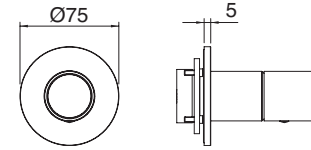


- IS RWIT 4AC8 IS 01
- 01 RWIT 4AC8 01 01
- 03 RWIT 4AC8 03 01
- 04 RWIT 4AC8 04 01

RWIT 51A8 ZZ 03
 + PARTI INCASSO - CONCEALED BODY
 CORPS À ENCASTRER - UNTERPUTZTEIL

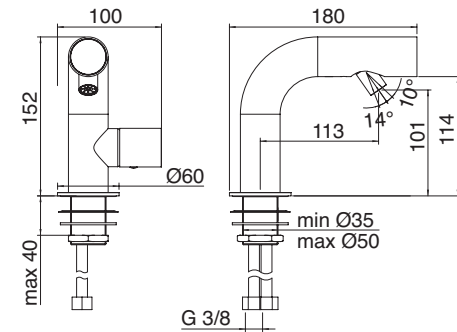


Monocomando remoto lavabo/doccia incasso
 Concealed washbasin/shower mixer
 Mitigeur lavabo/douche à encastrer
 UP-Waschtisch/Dusche Mischer



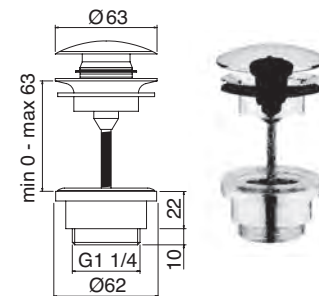
- IS IT 4A22 IS WT ZZ
- 01 IT 4A22 01 WT ZZ
- 03 IT 4A22 03 WT ZZ
- 04 IT 4A22 04 WT ZZ

Miscelatore monocomando bidet
 Bidet mixer
 Mitigeur bidet
 Bidet - Mischer



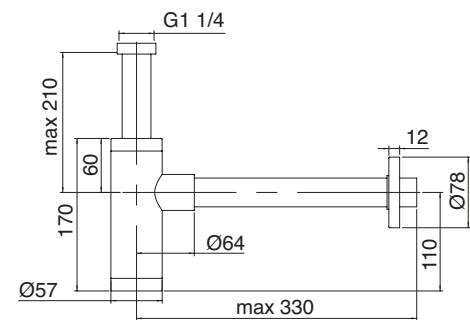
- IS IT RTSA 117 IS
- 01 IT RTSA 117 01
- 03 IT RTSA 117 03
- 04 IT RTSA 117 04

Scarico click-clack universale
 Universal up/down pop-up waste
 Bonde up-down universelle
 Abfluss mit Druckknopf



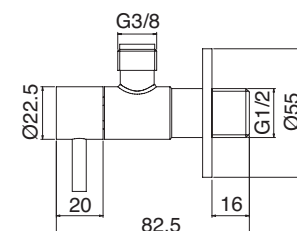
- IS IT RTSF 116 IS
- 01 IT RTSF 116 01
- 03 IT RTSF 116 03
- 04 IT RTSF 116 04

Sifone a vista
 Drain-trap
 Siphon
 Siphon für Waschtisch



- IS IT 0401 IS ZZ ZZ
- 01 IT 0401 01 ZZ ZZ
- 03 IT 0401 03 ZZ ZZ
- 04 IT 0401 04 ZZ ZZ

Rubinetto d'arresto con filtro
 Stop valves with filter
 Robinets d'arrêt avec filtre
 Eckventile m Filter u. Absperrung



5mm

22mm

28mm

3.6

WaterTube

WaterTube

3.6

28mm

22mm

5mm





WaterTube

3,6

28mm

22mm

5mm

WaterTube

5mm

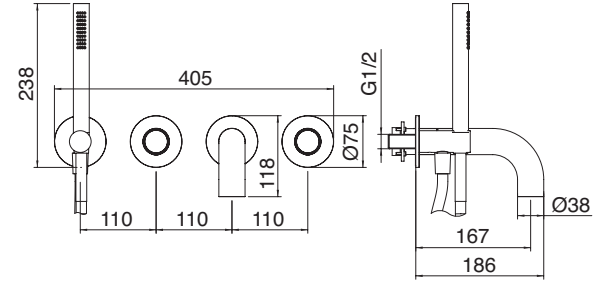
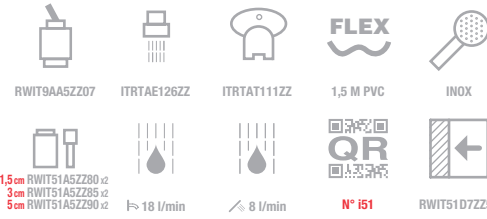


- IS RWIT 4AD8 IS 04
- 01 RWIT 4AD8 01 04
- 03 RWIT 4AD8 03 04
- 04 RWIT 4AD8 04 04

RWIT 51D7 ZZ 12
 + PARTI INCASSO - CONCEALED BODY
 CORPS À ENCASTRER - UNTERPUTZTEIL



Miscelatore monocomando vasca/doccia incasso
 Concealed bath/shower mixer
 Mitigeur bain/douche à encastrer
 Wanne / Brause EHM U.P



22mm

28mm

3.6

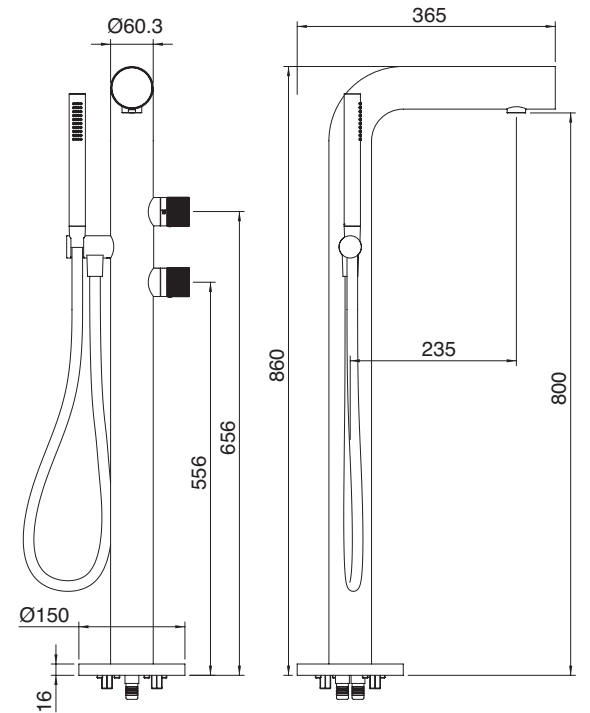
WaterTube



- IS RWIT 4A03 IS 50
- 01 RWIT 4A03 01 50
- 03 RWIT 4A03 03 50
- 04 RWIT 4A03 04 50

RWIT 4A62 ZZ 50
 + PARTI INCASSO - CONCEALED BODY
 CORPS À ENCASTRER - UNTERPUTZTEIL

Miscelatore vasca da terra
 Floor standing bathtub mixer
 Mitigeur bain douche sur colonne au sol
 Einhebel - Wannenstandarmatur

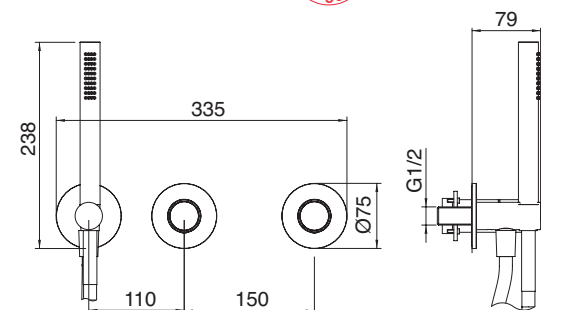


- IS RWIT 4AD9 IS 04
- 01 RWIT 4AD9 01 04
- 03 RWIT 4AD9 03 04
- 04 RWIT 4AD9 04 04

RWIT 51D9 ZZ 01
 + PARTI INCASSO - CONCEALED BODY
 CORPS À ENCASTRER - UNTERPUTZTEIL



Miscelatore monocomando vasca/doccia incasso
 Concealed bath/shower mixer
 Mitigeur bain/douche à encastrer
 Wanne / Brause EHM U.P





5mm

22mm

28mm

3.6

WaterTube

5mm

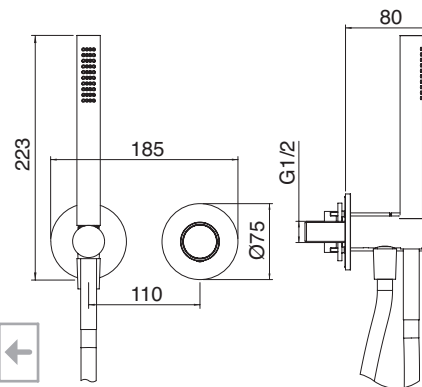


- IS RWIT 4AD4 IS 01
- 01 RWIT 4AD4 01 01
- 03 RWIT 4AD4 03 01
- 04 RWIT 4AD4 04 01

RWIT 51A5 ZZ 01
 + PARTI INCASSO - CONCEALED BODY
 CORPS À ENCASTRER - UNTERPUTZTEIL



Miscelatore monocomando incasso doccia con doccetta
 Concealed shower mixer with hand-shower
 Mitigeur douche à encastrer avec douchette
 Brause EHM UP mit Handbrause



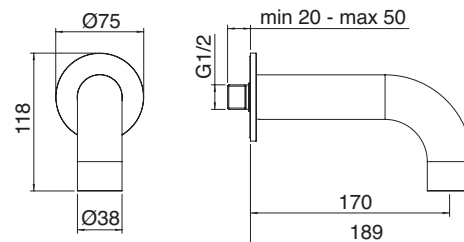
22mm

28mm



- IS IT 4A63 IS ZZ HF
- 01 IT 4A63 01 ZZ HF
- 03 IT 4A63 03 ZZ HF
- 04 IT 4A63 04 ZZ HF

Bocca a muro per vasca 170
 Wall-mtd. spout for bathtub 170
 Bec mural pour baignoire 170
 Wandauslauf für Badewannen 170

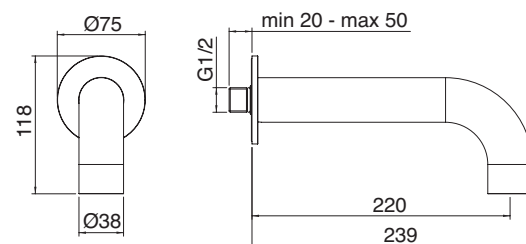


3,6



- IS IT 4A61 IS ZZ HF
- 01 IT 4A61 01 ZZ HF
- 03 IT 4A61 03 ZZ HF
- 04 IT 4A61 04 ZZ HF

Bocca a muro per vasca 220
 Wall-mtd. spout for bathtub 220
 Bec mural pour baignoire 220
 Wandauslauf für Badewannen 220



WaterTube

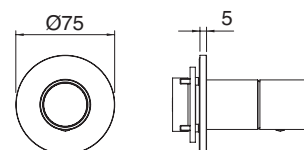


- IS RWIT 4AC8 IS 01
- 01 RWIT 4AC8 01 01
- 03 RWIT 4AC8 03 01
- 04 RWIT 4AC8 04 01

RWIT 51A8 ZZ 03
 + PARTI INCASSO - CONCEALED BODY
 CORPS À ENCASTRER - UNTERPUTZTEIL



Monocomando remoto lavabo/doccia incasso
 Concealed washbasin/shower mixer
 Mitigeur lavabo/douche à encastrer
 UP-Waschtisch/Dusche Mischer



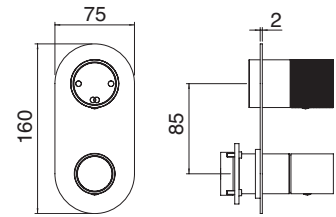


- ← IS RWIT 4AA2 IS 01
 - 01 RWIT 4AA2 01 01
 - 03 RWIT 4AA2 03 01
 - 04 RWIT 4AA2 04 01
- ← IS RWIT 4AE2 IS 01
 - 01 RWIT 4AE2 01 01
 - 03 RWIT 4AE2 03 01
 - 04 RWIT 4AE2 04 01

Miscelatore monocomando con deviatore 2 uscite
 Concealed mixer with 2 ways diverter
 Mitigeur à encastrer avec inverseur à 2 sorties
 EHM U.P mit 2 Wege Umsteller

RWIT 22A2 ZZ 01

- + PARTI INCASSO - CONCEALED BODY
- CORPS À ENCASTRER - UNTERPUTZTEIL

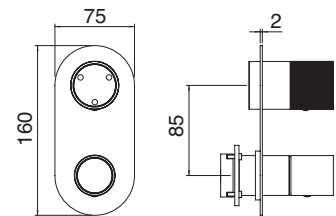


- ← IS RWIT 4AA3 IS 01
 - 01 RWIT 4AA3 01 01
 - 03 RWIT 4AA3 03 01
 - 04 RWIT 4AA3 04 01
- ← IS RWIT 4AE3 IS 01
 - 01 RWIT 4AE3 01 01
 - 03 RWIT 4AE3 03 01
 - 04 RWIT 4AE3 04 01

Miscelatore monocomando con deviatore 3 uscite
 Concealed mixer with 3 ways diverter
 Mitigeur à encastrer avec inverseur à 3 sorties
 EHM U.P mit 3 Wege Umsteller

RWIT 22A2 ZZ 01

- + PARTI INCASSO - CONCEALED BODY
- CORPS À ENCASTRER - UNTERPUTZTEIL

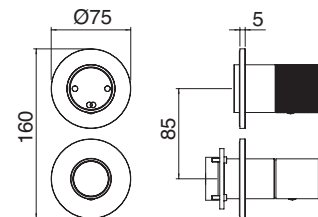


- ← IS RWIT 4AC2 IS 01
 - 01 RWIT 4AC2 01 01
 - 03 RWIT 4AC2 03 01
 - 04 RWIT 4AC2 04 01
- ← IS RWIT 4AF2 IS 01
 - 01 RWIT 4AF2 01 01
 - 03 RWIT 4AF2 03 01
 - 04 RWIT 4AF2 04 01

Miscelatore monocomando con deviatore 2 uscite
 Concealed mixer with 2 ways diverter
 Mitigeur à encastrer avec inverseur à 2 sorties
 EHM U.P mit 2 Wege Umsteller

RWIT 22A2 ZZ 01

- + PARTI INCASSO - CONCEALED BODY
- CORPS À ENCASTRER - UNTERPUTZTEIL

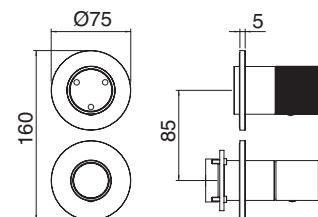


- ← IS RWIT 4AC3 IS 01
 - 01 RWIT 4AC3 01 01
 - 03 RWIT 4AC3 03 01
 - 04 RWIT 4AC3 04 01
- ← IS RWIT 4AF3 IS 01
 - 01 RWIT 4AF3 01 01
 - 03 RWIT 4AF3 03 01
 - 04 RWIT 4AF3 04 01

Miscelatore monocomando con deviatore 3 uscite
 Concealed mixer with 3 ways diverter
 Mitigeur à encastrer avec inverseur à 3 sorties
 EHM U.P mit 3 Wege Umsteller

RWIT 22A2 ZZ 01

- + PARTI INCASSO - CONCEALED BODY
- CORPS À ENCASTRER - UNTERPUTZTEIL



5mm

22mm

28mm

3.6

WaterTube



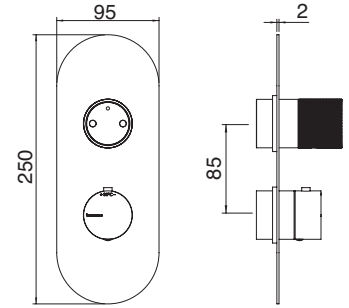


- IS RWIT 8A46 IS 19
- 01 RWIT 8A46 01 19
- 03 RWIT 8A46 03 19
- 04 RWIT 8A46 04 19

RWIT 8A46 ZZ 20
 + PARTI INCASSO - CONCEALED BODY
 CORPS À ENCASTRER - UNTERPUTZTEIL



Termostatico incasso con deviatore 2 uscite
 Concealed thermostatic with 2 ways diverter
 Thermostatique à encastrer avec inverseur à 2 sorties
 UP-Thermostat mit 2 Wege Umsteller

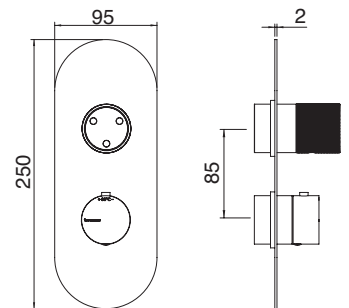


- IS RWIT 8A72 IS 19
- 01 RWIT 8A72 01 19
- 03 RWIT 8A72 03 19
- 04 RWIT 8A72 04 19

RWIT 8A46 ZZ 20
 + PARTI INCASSO - CONCEALED BODY
 CORPS À ENCASTRER - UNTERPUTZTEIL



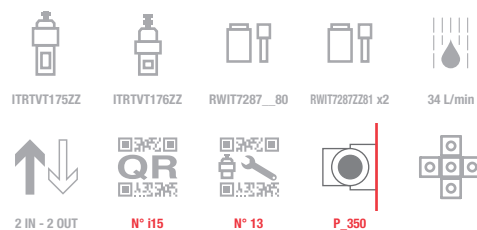
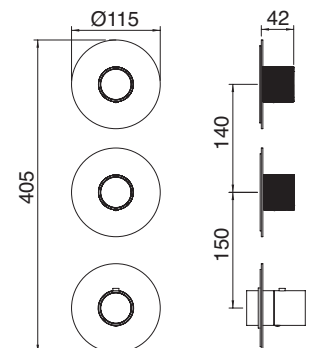
Termostatico incasso con deviatore 3 uscite
 Concealed thermostatic with 3 ways diverter
 Thermostatique à encastrer avec inverseur à 3 sorties
 UP-Thermostat mit 3 Wege Umsteller



- IS RWIT 5A74 IS 01
- 01 RWIT 5A74 01 01
- 03 RWIT 5A74 03 01
- 04 RWIT 5A74 04 01

RWIT 7274 ZZ 40
 + PARTI INCASSO - CONCEALED BODY
 CORPS À ENCASTRER - UNTERPUTZTEIL

Termostatico incasso 2 uscite
 2 ways concealed thermostatic
 Thermostatique à encastrer avec 2 sorties
 UP-Thermostat mit 2 Wege



5mm

22mm

28mm

3.6

WaterTube

WaterTube

5mm

22mm

28mm

3,6

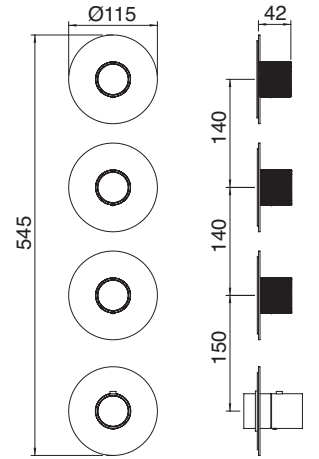
WaterTube



- IS RWIT 5A75 IS 01
- 01 RWIT 5A75 01 01
- 03 RWIT 5A75 03 01
- 04 RWIT 5A75 04 01

Termostatico incasso 3 uscite
3 ways concealed thermostatic
Thermostatique à encastrer avec 3 sorties
UP-Thermostat mit 3 Wege

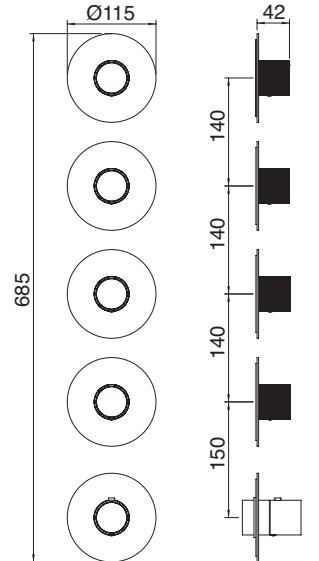
- RWIT 7275 ZZ 40**
- + PARTI INCASSO - CONCEALED BODY
CORPS À ENCASTRER - UNTERPUTZTEIL



- IS RWIT 5A76 IS 01
- 01 RWIT 5A76 01 01
- 03 RWIT 5A76 03 01
- 04 RWIT 5A76 04 01

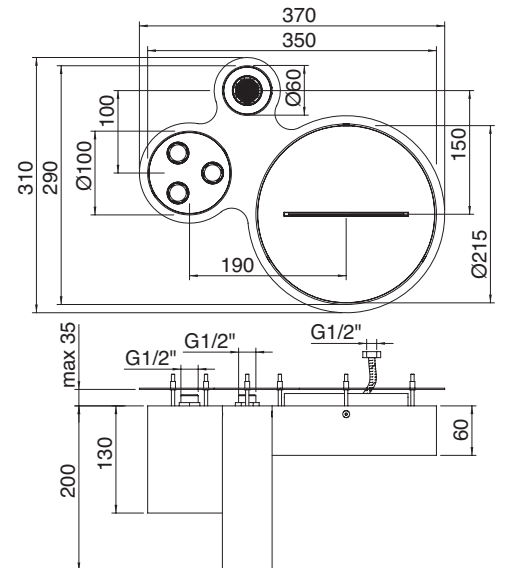
Termostatico incasso 4 uscite
4 ways concealed thermostatic
Thermostatique à encastrer avec 4 sorties
UP-Thermostat mit 4 Wege

- RWIT 7276 ZZ 40**
- + PARTI INCASSO - CONCEALED BODY
CORPS À ENCASTRER - UNTERPUTZTEIL



- IS IT RTBR 409 IS
- 01 IT RTBR 409 01
- 03 IT RTBR 409 03
- 04 IT RTBR 409 04

Soffione a soffitto 3 funzioni
3 functions ceiling shower-head
Douche de tête au plafond à 3 fonctions
Decken Regenbrause mit 3 Funktionen





5mm

22mm

28mm

3.6

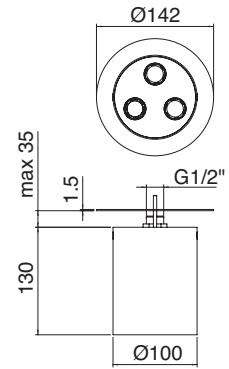
WaterTube





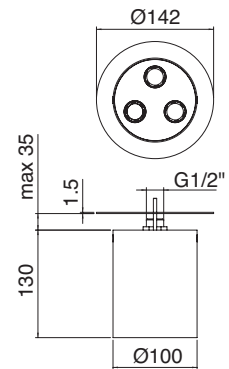
- IS IT RTBR 414 IS
- 01 IT RTBR 414 01
- 03 IT RTBR 414 03
- 04 IT RTBR 414 04

Soffione a soffitto
Ceiling shower-head
Douche de tête au plafond
Decken Regenbrause



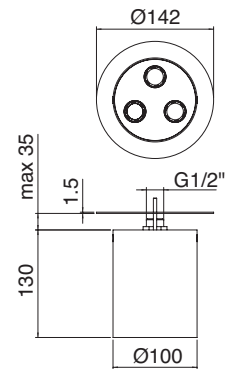
- IS IT RTBR 418 IS
- 01 IT RTBR 418 01
- 03 IT RTBR 418 03
- 04 IT RTBR 418 04

Soffione a soffitto
Ceiling shower-head
Douche de tête au plafond
Decken Regenbrause



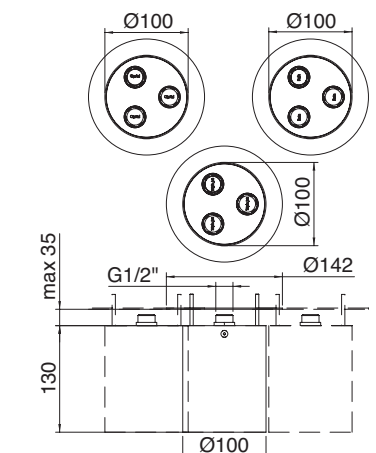
- IS IT RTBR 419 IS
- 01 IT RTBR 419 01
- 03 IT RTBR 419 03
- 04 IT RTBR 419 04

Soffione a soffitto
Ceiling shower-head
Douche de tête au plafond
Decken Regenbrause



- IS IT RTBR 420 IS
- 01 IT RTBR 420 01
- 03 IT RTBR 420 03
- 04 IT RTBR 420 04

Soffione a soffitto 3 funzioni
3 functions ceiling shower-head
Douche de tête au plafond à 3 fonctions
Decken Regenbrause mit 3 Funktionen



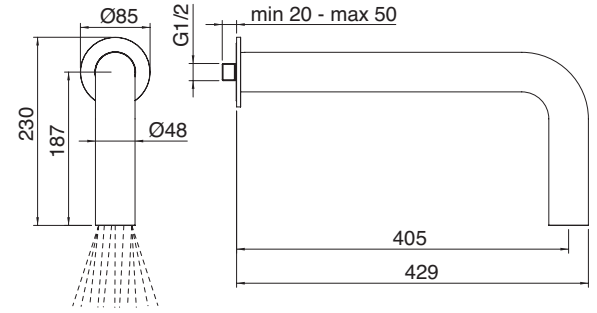
WaterTube

5mm



- IS RWIT 4A47 IS 02
- 01 RWIT 4A47 01 02
- 03 RWIT 4A47 03 02
- 04 RWIT 4A47 04 02

Soffione a parete
Wall-mtd. shower-head
Douche de tête mural
Wand Kopfbrause



22mm



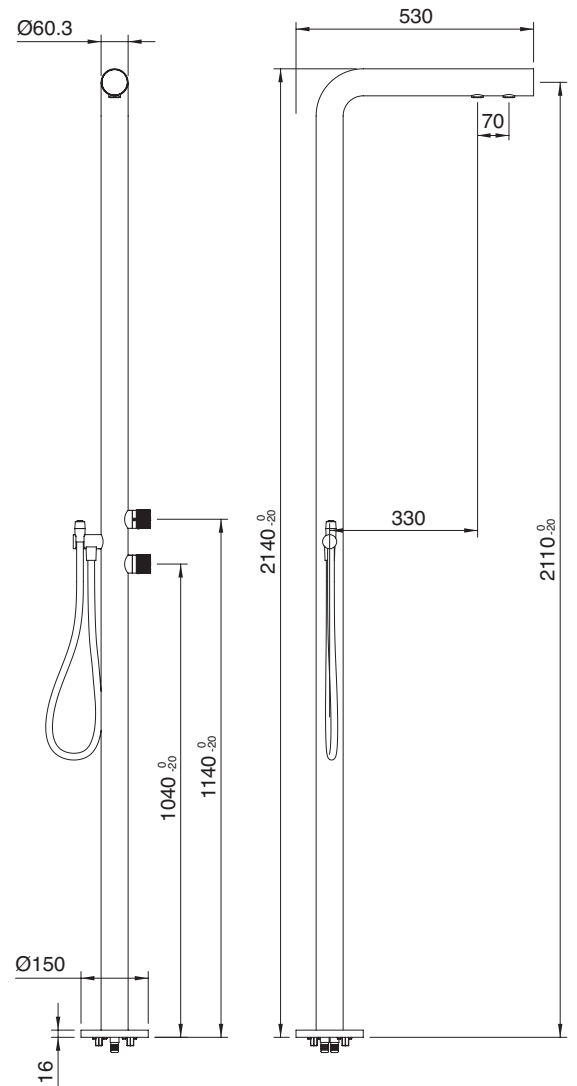
28mm

IS RWIT 4A62 IS 50

RWIT 4A62 ZZ 50

+ PARTI INCASSO - CONCEALED BODY
CORPS À ENCASTRER - UNTERPUTZTEIL

Miscelatore monocomando doccia da terra per esterni
Floor standing shower mixer for outdoors
Mitigeur douche sur colonne au sol pour l'extérieur
Regenbrause-Set/Standarmatur m. EHM, für draußen



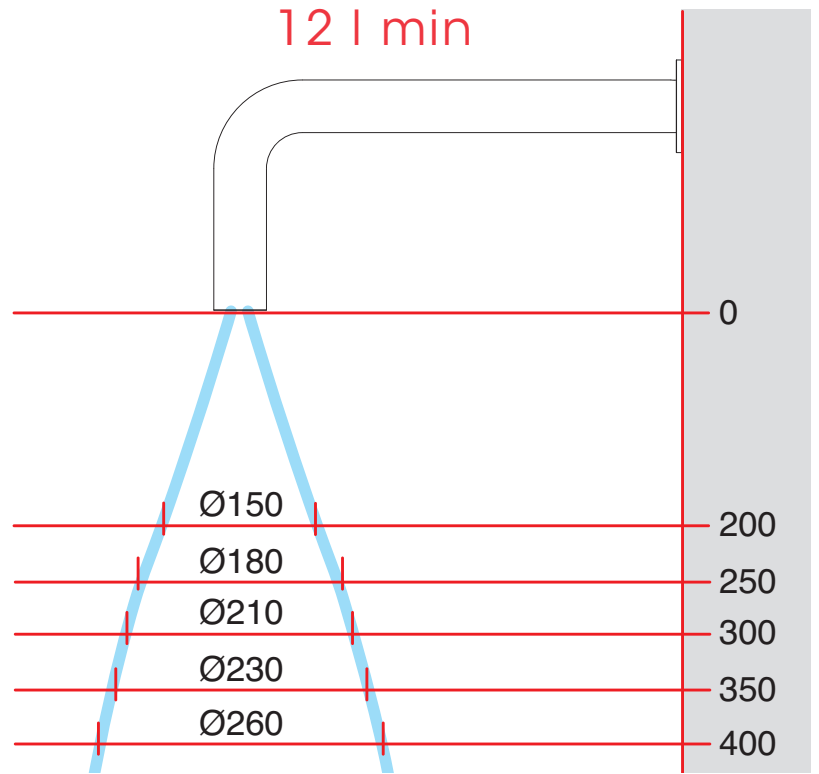
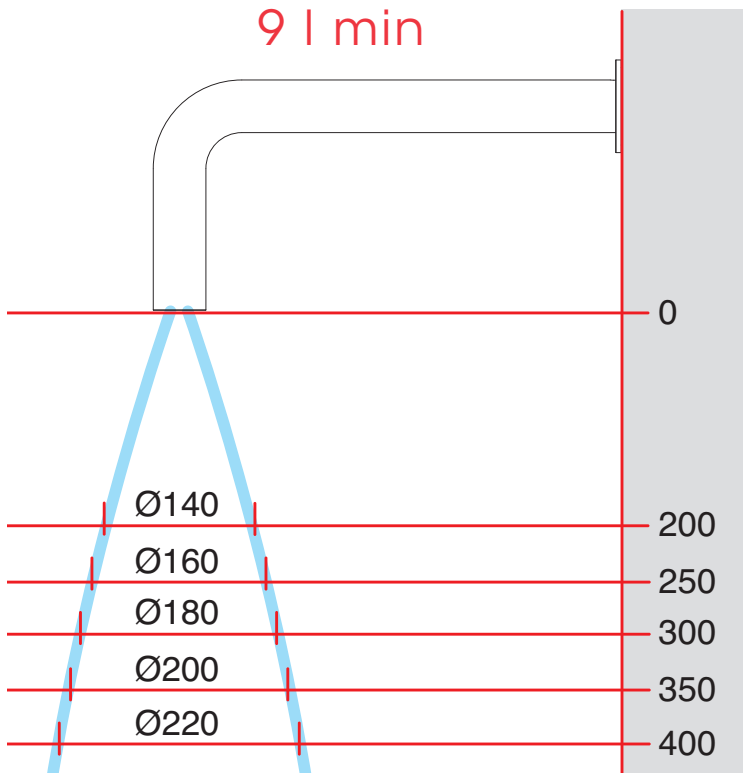
3.6

WaterTube



RWIT 4A47 __ 02

Soffione a parete
Wall-mtd. shower-head
Douche de tête mural
Wand Kopfbrause



5mm

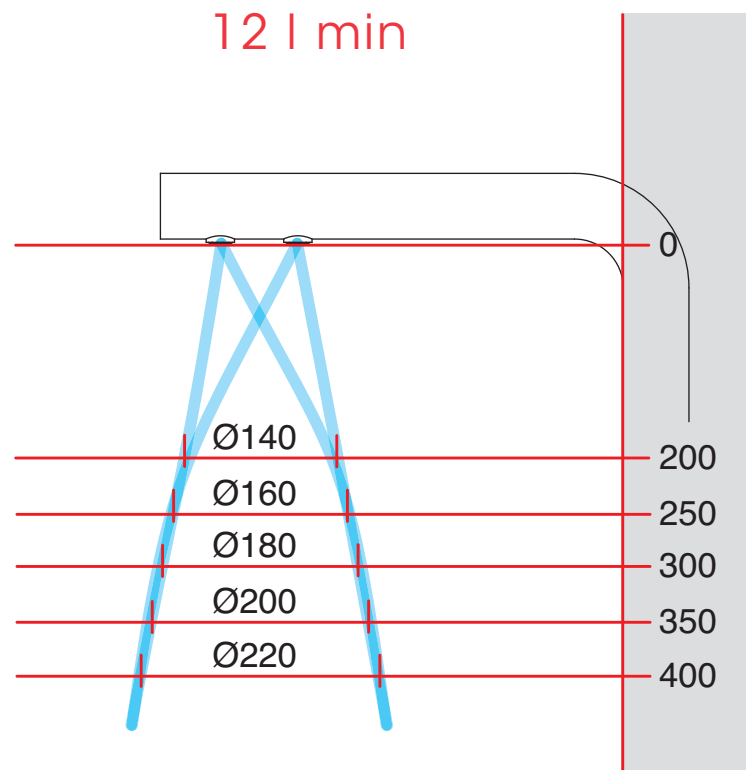
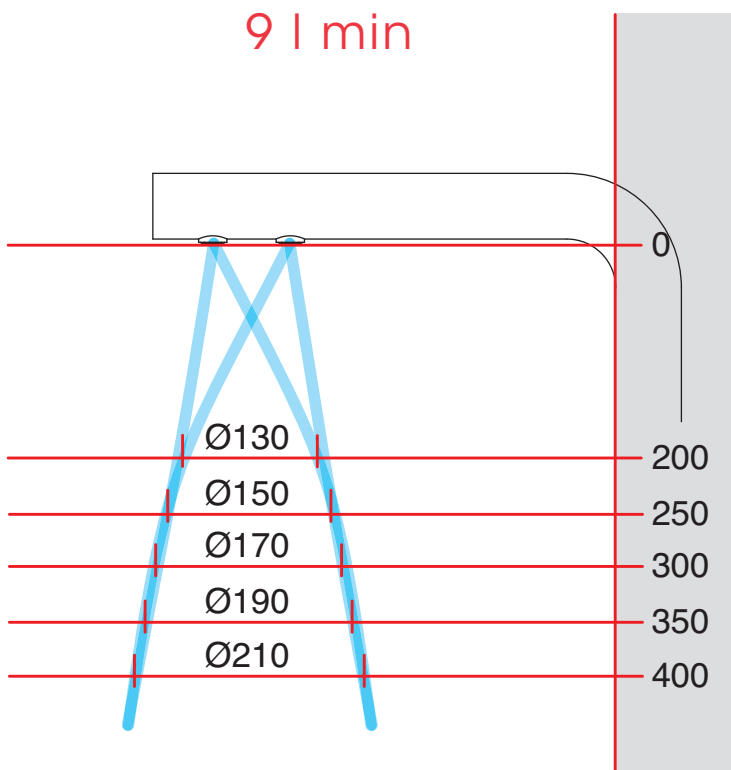
22mm

28mm

3.6

RWIT 4A62 __ 01

Miscelatore monocomando doccia da terra per esterni
Floor standing shower mixer for outdoors
Mitigeur douche sur colonne au sol pour l'extérieur
Regenbrause-Set/Standarmatur m. EHM, für draußen



WaterTube

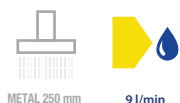
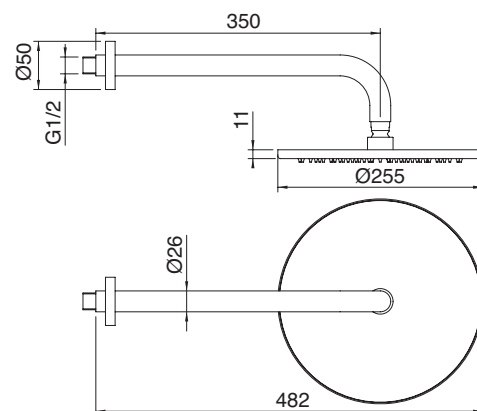
WaterTube

5mm



- IS IT 6599 IS ZZ VS
- 01 IT 6599 01 ZZ VS
- 03 IT 6599 03 ZZ VS
- 04 IT 6599 04 ZZ VS

Soffione a parete anticalcare
Anti-limescale shower-head
Douche de tête anticalcaire avec bras mural
Antikalk Kopfbrause mit Arm



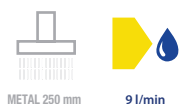
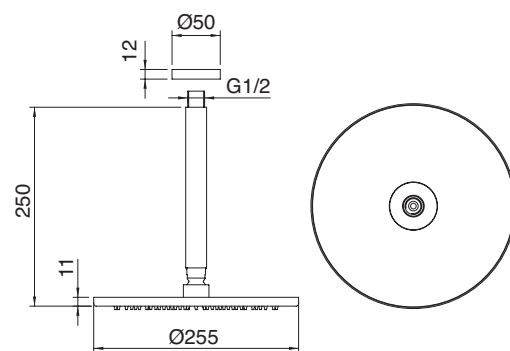
22mm

28mm



- IS IT 6598 IS ZZ VS
- 01 IT 6598 01 ZZ VS
- 03 IT 6598 03 ZZ VS
- 04 IT 6598 04 ZZ VS

Soffione a soffitto anticalcare
Ceiling anti-limescale shower-head
Douche de tête anticalcaire avec bras au plafond
Antikalk Regenbrause mit Deckenanbindung

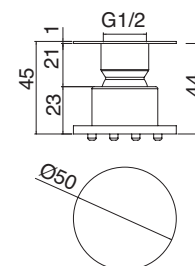


3.6



- IS IT RTBR 320 IS
- 01 IT RTBR 320 01
- 03 IT RTBR 320 03
- 04 IT RTBR 320 04

Soffione laterale
Nozzle
Buse
Düse

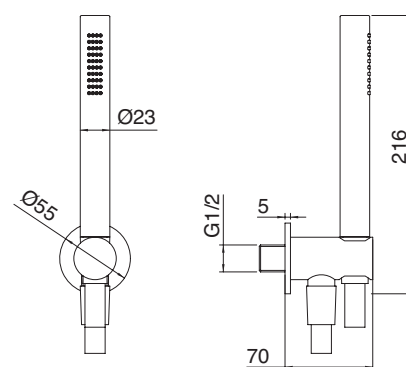


WaterTube



- IS RWIT 2847 IS 71
- 01 RWIT 2847 01 71
- 03 RWIT 2847 03 71
- 04 RWIT 2847 04 71

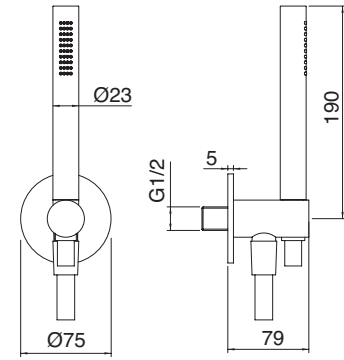
Kit gancio, flessibile, doccia
Hook, flexible and hand shower kit
Kit support, flexible et douche
Brausehalter, Schlauch und Handbrause





- IS RWIT 2847 IS 20
- 01 RWIT 2847 01 20
- 03 RWIT 2847 03 20
- 04 RWIT 2847 04 20

Kit gancio, flessibile, doccia
 Hook, flexible and hand shower kit
 Kit support, flexible et douche
 Brausehalter, Schlauch und Handbrause



1,5 M PVC



INOX



1/2 M



1/2 M

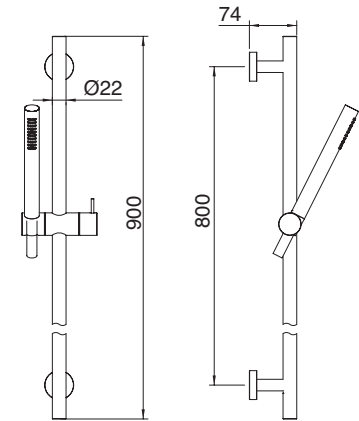


8 l/min



- IS RWIT 1347 IS 04
- 01 RWIT 1347 01 04
- 03 RWIT 1347 03 04
- 04 RWIT 1347 04 04

Kit saliscendi senza presa acqua
 Sliding-bar kit without wall hose outlet
 Barre coulissante sans coude mural
 Gleitstange ohne Wandanschlussbogen



1,5 M PVC



INOX

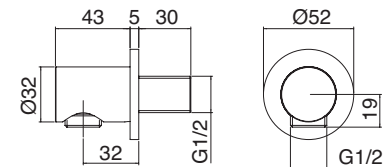


8 l/min



- IS IT RTGA 142 IS
- 01 IT RTGA 142 01
- 03 IT RTGA 142 03
- 04 IT RTGA 142 04

Presa acqua a muro
 Wall hose outlet
 Coude mural
 Wandanschlussbogen



1/2 M



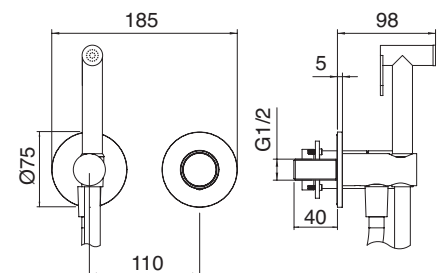
1/2 M



- IS RWIT 4AD4 IS 30
- 01 RWIT 4AD4 01 30
- 03 RWIT 4AD4 03 30
- 04 RWIT 4AD4 04 30

Miscelatore incasso con doccia per WC
 Concealed mixer with wc hand shower
 Mitigeur à encastrer avec douche WC
 U-P Mischer mit WC Handbrause

RWIT 51A5 ZZ 01
 + PARTI INCASSO - CONCEALED BODY
 CORPS À ENCASTRER - UNTERPUTZTEIL



RWIT9AA5ZZ07



1,5 cm RWIT51A5ZZ80
 3 cm RWIT51A5ZZ85
 5 cm RWIT51A5ZZ90



1 M PVC



INOX



7 l/min



N° i46

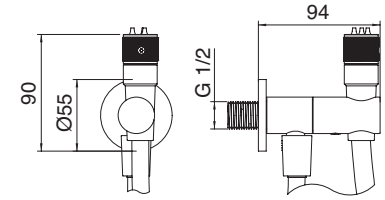


RWIT51C5ZZ90

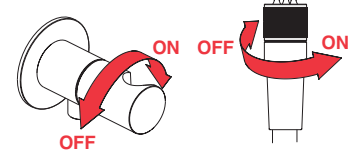


- IS RWIT 6565 IS 15
- 01 RWIT 6565 01 15
- 03 RWIT 6565 03 15
- 04 RWIT 6565 04 15

Idroscopino per WC
 WC hand shower set
 Douchette pour WC
 Handbrause Set für WC



INSTRUCTION FOR USE



1 M PVC



METAL



4 l/min



1/2 M

5mm

22mm

28mm

3.6

WaterTube

Per ulteriori composizioni doccia vedi sezione SHOWERS

For other shower fittings check the SHOWERS section

Pour d'autres solutions douche voir section SHOWERS

Für weitere duschaustattungen siehe abschnitt SHOWERS

40mm

Treemme

- inox IS
- gun metal - PVD 01
- bronze - PVD 03
- yellow gold - PVD 04



5mm

22mm

28mm

3.6

WaterTube

40mm



5mm

22mm

28mm

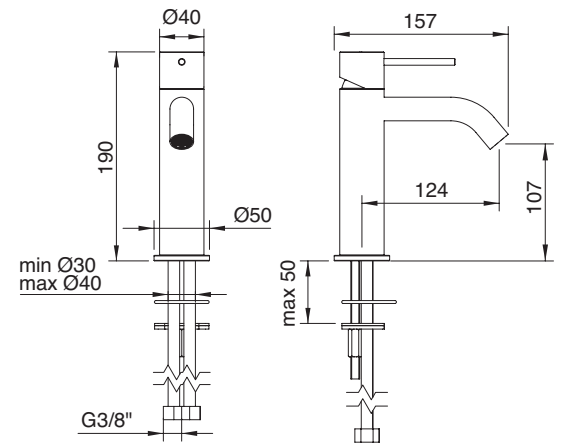
3.6

WaterTube

40mm

- IS IT 1311 IS 40 ZZ
- 01 IT 1311 01 40 ZZ
- 03 IT 1311 03 40 ZZ
- 04 IT 1311 04 40 ZZ

Miscelatore monocomando lavabo 107
 Washbasin mixer 107
 Mitigeur lavabo 107
 Einhand-Waschtischmischer 107

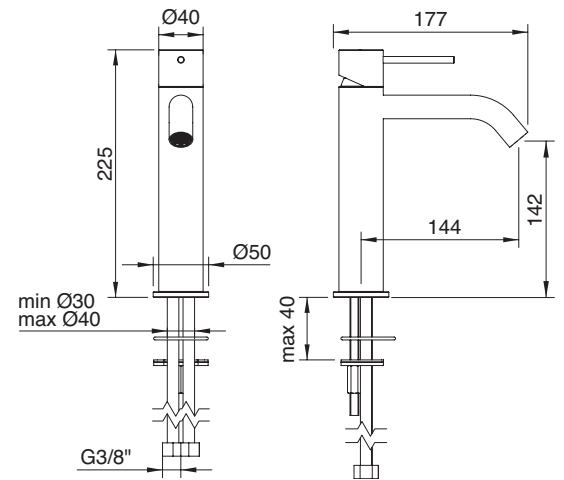


5mm

22mm

- IS IT 1327 IS 40 ZZ

Miscelatore monocomando lavabo 142
 Washbasin mixer 142
 Mitigeur lavabo 142
 Einhand-Waschtischmischer 142

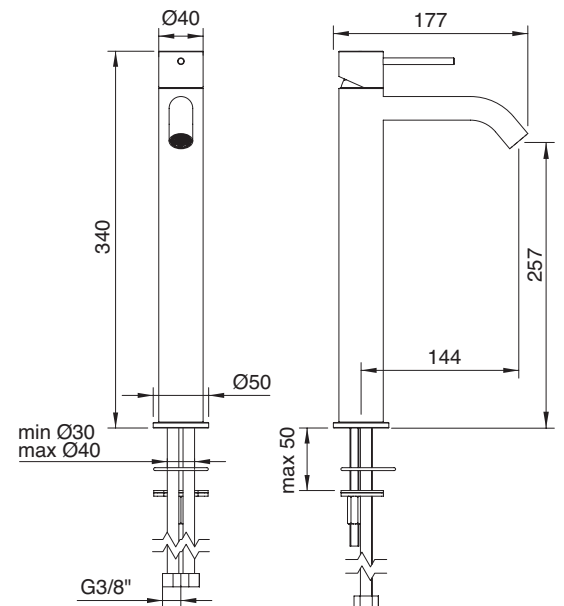


28mm

3.6

- IS IT 1318 IS 40 ZZ
- 01 IT 1318 01 40 ZZ
- 03 IT 1318 03 40 ZZ
- 04 IT 1318 04 40 ZZ

Miscelatore monocomando lavabo 257
 Washbasin mixer 257
 Mitigeur lavabo 257
 Einhand-Waschtischmischer 257



WaterTube

40mm

5mm

22mm

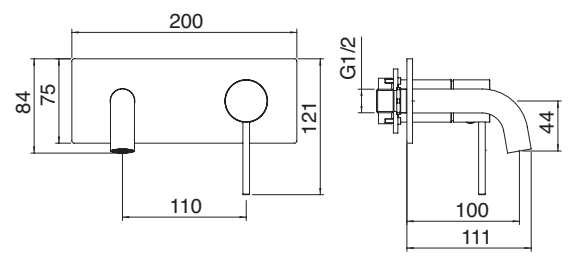


- IS RWIT 13A5 IS BC
- 01 RWIT 13A5 01 BC
- 03 RWIT 13A5 03 BC
- 04 RWIT 13A5 04 BC

RWIT 51A5 ZZ 01
 + PARTI INCASSO - CONCEALED BODY
 CORPS À ENCASTRER - UNTERPUTZTEIL



Miscelatore monocomando lavabo incasso 100
 Concealed washbasin mixer 100
 Mitigeur lavabo à encastrer 100
 UP-Einhand-Waschtischmischer 100



28mm

3.6

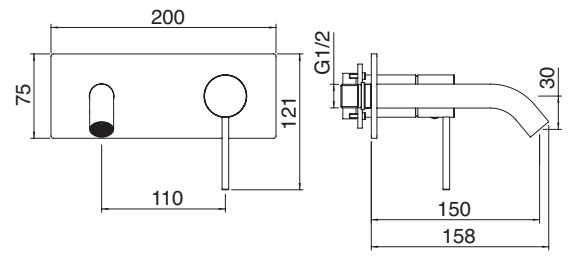


- IS RWIT 13A5 IS 02
- 01 RWIT 13A5 01 02
- 03 RWIT 13A5 03 02
- 04 RWIT 13A5 04 02

RWIT 51A5 ZZ 01
 + PARTI INCASSO - CONCEALED BODY
 CORPS À ENCASTRER - UNTERPUTZTEIL



Miscelatore monocomando lavabo incasso 150
 Concealed washbasin mixer 150
 Mitigeur lavabo à encastrer 150
 UP-Einhand-Waschtischmischer 150



WaterTube

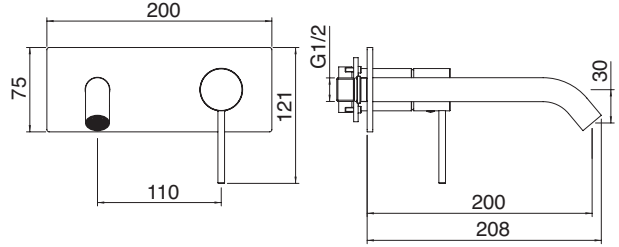


- IS RWIT 13A6 IS 02
- 01 RWIT 13A6 01 02
- 03 RWIT 13A6 03 02
- 04 RWIT 13A6 04 02

RWIT 51A5 ZZ 01
 + PARTI INCASSO - CONCEALED BODY
 CORPS À ENCASTRER - UNTERPUTZTEIL



Miscelatore monocomando lavabo incasso 200
 Concealed washbasin mixer 200
 Mitigeur lavabo à encastrer 200
 UP-Einhand-Waschtischmischer 200



40mm

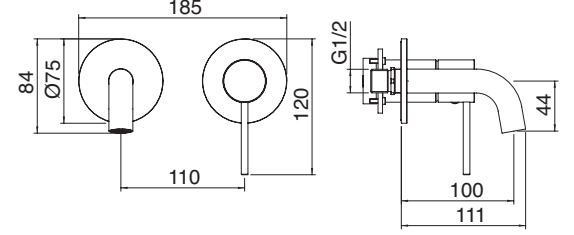


- IS RWIT 13C5 IS BC
- 01 RWIT 13C5 01 BC
- 03 RWIT 13C5 03 BC
- 04 RWIT 13C5 04 BC

RWIT 51A5 ZZ 01
 + PARTI INCASSO - CONCEALED BODY
 CORPS À ENCASTRER - UNTERPUTZTEIL



Miscelatore monocomando lavabo incasso 100
 Concealed washbasin mixer 100
 Mitigeur lavabo à encastrer 100
 UP-Einhand-Waschtischmischer 100





RWIT 13A6 IS 02

5mm

22mm

28mm

3.6

WaterTube

40mm

40mm

5mm

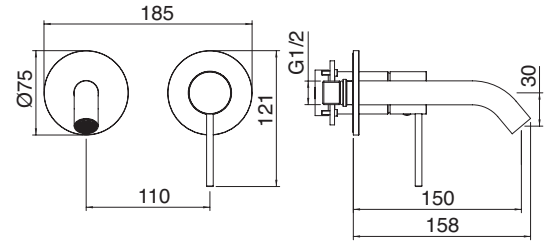
22mm

- IS RWIT 13C5 IS 02
- 01 RWIT 13C5 01 02
- 03 RWIT 13C5 03 02
- 04 RWIT 13C5 04 02

RWIT 51A5 ZZ 01
 + PARTI INCASSO - CONCEALED BODY
 CORPS À ENCASTRER - UNTERPUTZTEIL



Miscelatore monocomando lavabo incasso 150
 Concealed washbasin mixer 150
 Mitigeur lavabo à encastrer 150
 UP-Einhand-Waschtischmischer 150



1,5 cm RWIT51A5ZZ280
 3 cm RWIT51A5ZZ285
 5 cm RWIT51A5ZZ290



RWIT51C5ZZ90

28mm

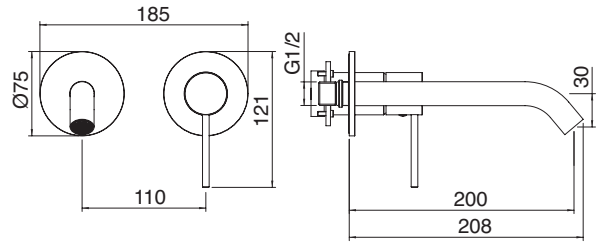
3.6

- IS RWIT 13C6 IS 02
- 01 RWIT 13C6 01 02
- 03 RWIT 13C6 03 02
- 04 RWIT 13C6 04 02

RWIT 51A5 ZZ 01
 + PARTI INCASSO - CONCEALED BODY
 CORPS À ENCASTRER - UNTERPUTZTEIL



Miscelatore monocomando lavabo incasso 200
 Concealed washbasin mixer 200
 Mitigeur lavabo à encastrer 200
 UP-Einhand-Waschtischmischer 200



1,5 cm RWIT51A5ZZ280
 3 cm RWIT51A5ZZ285
 5 cm RWIT51A5ZZ290



RWIT51C5ZZ90

WaterTube

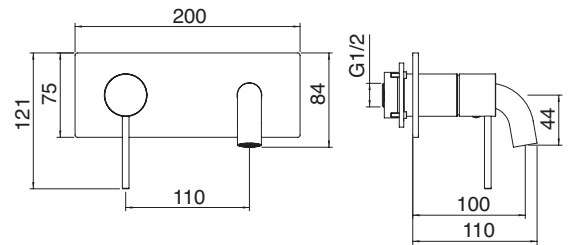
40mm

- IS RWIT 13A7 IS BC
- 01 RWIT 13A7 01 BC
- 03 RWIT 13A7 03 BC
- 04 RWIT 13A7 04 BC

RWIT 51A5 ZZ 01
 + PARTI INCASSO - CONCEALED BODY
 CORPS À ENCASTRER - UNTERPUTZTEIL



Miscelatore monocomando lavabo incasso 100
 Concealed washbasin mixer 100
 Mitigeur lavabo à encastrer 100
 UP-Einhand-Waschtischmischer 100



1,5 cm RWIT51A5ZZ280
 3 cm RWIT51A5ZZ285
 5 cm RWIT51A5ZZ290



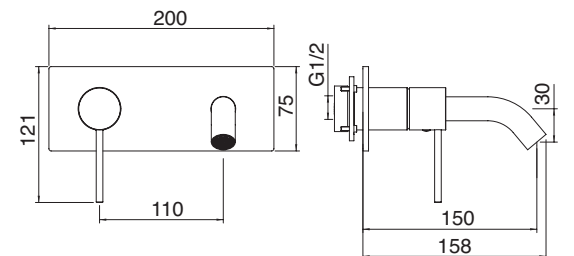
RWIT51C5ZZ90

- IS RWIT 13A7 IS 02
- 01 RWIT 13A7 01 02
- 03 RWIT 13A7 03 02
- 04 RWIT 13A7 04 02

RWIT 51A5 ZZ 01
 + PARTI INCASSO - CONCEALED BODY
 CORPS À ENCASTRER - UNTERPUTZTEIL



Miscelatore monocomando lavabo incasso 150
 Concealed washbasin mixer 150
 Mitigeur lavabo à encastrer 150
 UP-Einhand-Waschtischmischer 150



1,5 cm RWIT51A5ZZ280
 3 cm RWIT51A5ZZ285
 5 cm RWIT51A5ZZ290



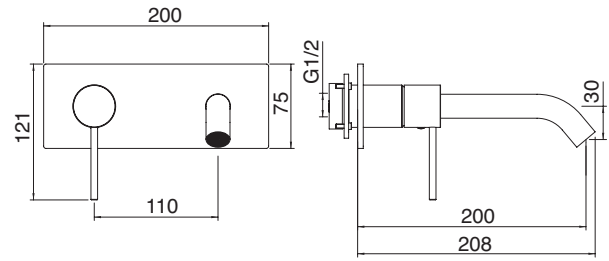
RWIT51C5ZZ90

- IS RWIT 13A9 IS 02
- 01 RWIT 13A9 01 02
- 03 RWIT 13A9 03 02
- 04 RWIT 13A9 04 02

RWIT 51A5 ZZ 01
 + PARTI INCASSO - CONCEALED BODY
 CORPS À ENCASTRER - UNTERPUTZTEIL



Miscelatore monocomando lavabo incasso 200
 Concealed washbasin mixer 200
 Mitigeur lavabo à encastrer 200
 UP-Einhand-Waschtischmischer 200



5mm

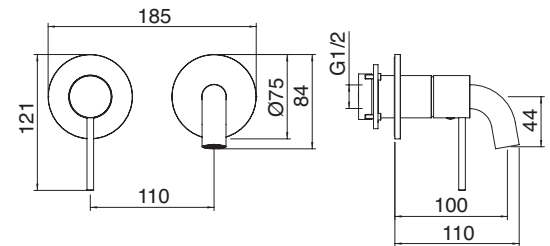
22mm

- IS RWIT 13C7 IS BC
- 01 RWIT 13C7 01 BC
- 03 RWIT 13C7 03 BC
- 04 RWIT 13C7 04 BC

RWIT 51A5 ZZ 01
 + PARTI INCASSO - CONCEALED BODY
 CORPS À ENCASTRER - UNTERPUTZTEIL



Miscelatore monocomando lavabo incasso 100
 Concealed washbasin mixer 100
 Mitigeur lavabo à encastrer 100
 UP-Einhand-Waschtischmischer 100



28mm

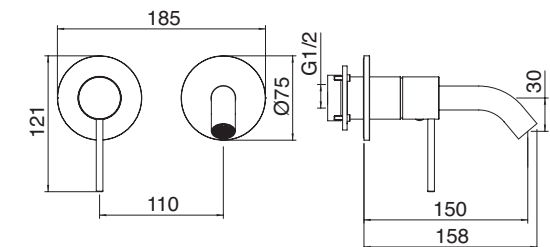
3.6

- IS RWIT 13C7 IS 02
- 01 RWIT 13C7 01 02
- 03 RWIT 13C7 03 02
- 04 RWIT 13C7 04 02

RWIT 51A5 ZZ 01
 + PARTI INCASSO - CONCEALED BODY
 CORPS À ENCASTRER - UNTERPUTZTEIL



Miscelatore monocomando lavabo incasso 150
 Concealed washbasin mixer 150
 Mitigeur lavabo à encastrer 150
 UP-Einhand-Waschtischmischer 150



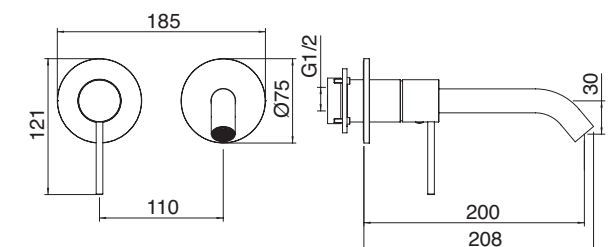
WaterTube

- IS RWIT 13C9 IS 02
- 01 RWIT 13C9 01 02
- 03 RWIT 13C9 03 02
- 04 RWIT 13C9 04 02

RWIT 51A5 ZZ 01
 + PARTI INCASSO - CONCEALED BODY
 CORPS À ENCASTRER - UNTERPUTZTEIL



Miscelatore monocomando lavabo incasso 200
 Concealed washbasin mixer 200
 Mitigeur lavabo à encastrer 200
 UP-Einhand-Waschtischmischer 200



40mm

5mm

22mm

28mm

3.6

WaterTube

40mm

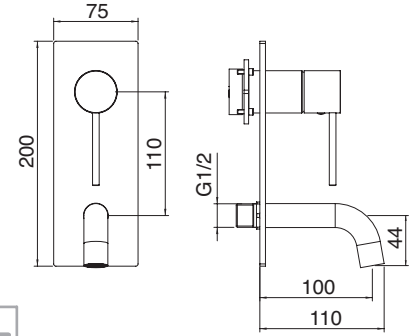


- IS RWIT 13B2 IS BC
- 01 RWIT 13B2 01 BC
- 03 RWIT 13B2 03 BC
- 04 RWIT 13B2 04 BC

- RWIT 51A5 ZZ 01**
- +  PARTI INCASSO - CONCEALED BODY
- CORPS À ENCASTRER - UNTERPUTZTEIL



Miscelatore monocomando lavabo incasso 100
 Concealed washbasin mixer 100
 Mitigeur lavabo à encastrer 100
 UP-Einhand-Waschtischmischer 100



5mm

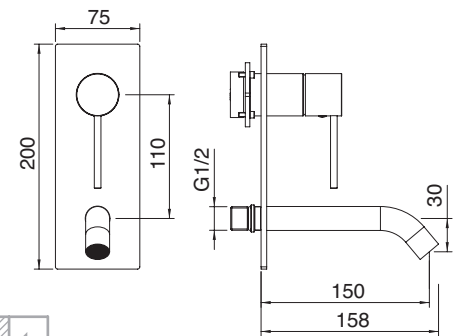
22mm

- IS RWIT 13B2 IS 01
- 01 RWIT 13B2 01 01
- 03 RWIT 13B2 03 01
- 04 RWIT 13B2 04 01

- RWIT 51A5 ZZ 01**
- +  PARTI INCASSO - CONCEALED BODY
- CORPS À ENCASTRER - UNTERPUTZTEIL



Miscelatore monocomando lavabo incasso 150
 Concealed washbasin mixer 150
 Mitigeur lavabo à encastrer 150
 UP-Einhand-Waschtischmischer 150



28mm

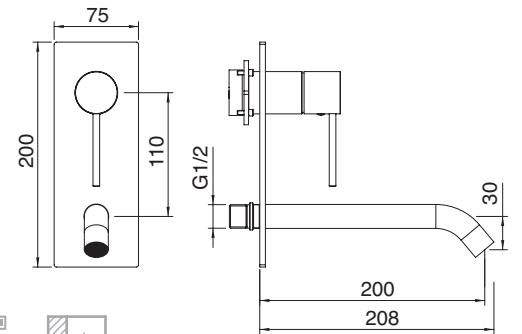
3.6

- IS RWIT 13B3 IS 01
- 01 RWIT 13B3 01 01
- 03 RWIT 13B3 03 01
- 04 RWIT 13B3 04 01

- RWIT 51A5 ZZ 01**
- +  PARTI INCASSO - CONCEALED BODY
- CORPS À ENCASTRER - UNTERPUTZTEIL



Miscelatore monocomando lavabo incasso 200
 Concealed washbasin mixer 200
 Mitigeur lavabo à encastrer 200
 UP-Einhand-Waschtischmischer 200



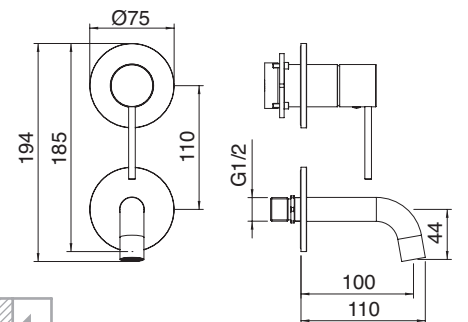
WaterTube

- IS RWIT 13D2 IS BC
- 01 RWIT 13D2 01 BC
- 03 RWIT 13D2 03 BC
- 04 RWIT 13D2 04 BC

- RWIT 51A5 ZZ 01**
- +  PARTI INCASSO - CONCEALED BODY
- CORPS À ENCASTRER - UNTERPUTZTEIL



Miscelatore monocomando lavabo incasso 100
 Concealed washbasin mixer 100
 Mitigeur lavabo à encastrer 100
 UP-Einhand-Waschtischmischer 100



40mm

5mm

22mm

28mm

3.6

WaterTube

40mm





40mm

WaterTube

3.6

28mm

22mm

5mm

40mm

5mm

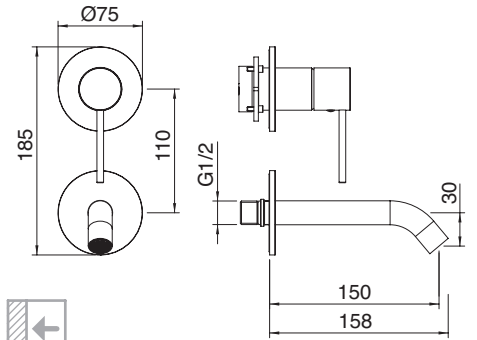


- IS RWIT 13D2 IS 01
- 01 RWIT 13D2 01 01
- 03 RWIT 13D2 03 01
- 04 RWIT 13D2 04 01

RWIT 51A5 ZZ 01
 + PARTI INCASSO - CONCEALED BODY
 CORPS À ENCASTRER - UNTERPUTZTEIL



Miscelatore monocomando lavabo incasso 150
 Concealed washbasin mixer 150
 Mitigeur lavabo à encastrer 150
 UP-Einhand-Waschtischmischer 150



22mm

28mm

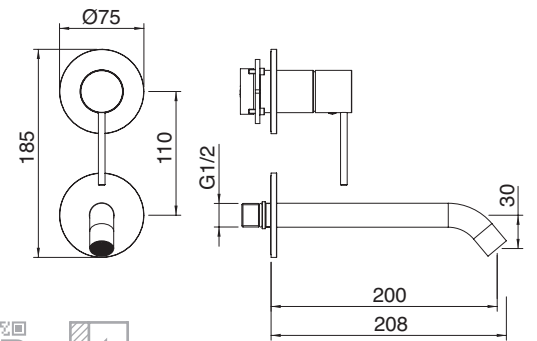


- IS RWIT 13D3 IS 01
- 01 RWIT 13D3 01 01
- 03 RWIT 13D3 03 01
- 04 RWIT 13D3 04 01

RWIT 51A5 ZZ 01
 + PARTI INCASSO - CONCEALED BODY
 CORPS À ENCASTRER - UNTERPUTZTEIL



Miscelatore monocomando lavabo incasso 200
 Concealed washbasin mixer 200
 Mitigeur lavabo à encastrer 200
 UP-Einhand-Waschtischmischer 200



3.6

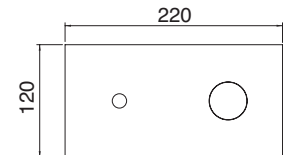
WaterTube



- IS RWIT 13A5 IS 99
- 01 RWIT 13A5 01 99
- 03 RWIT 13A5 03 99
- 04 RWIT 13A5 04 99

Piastra per miscelatore monocomando lavabo incasso
 Plate for concealed washbasin mixer
 Plaque pour mitigeur lavabo à encastrer
 Platte für Unterputz Waschtisch Mischer

Per - For - Pour - Für
 RWIT 13A5 __ BC - RWIT 13A5 __ 02 - RWIT 13A6 __ 02
 RWIT 13A7 __ BC - RWIT 13A7 __ 02 - RWIT 13A9 __ 02
 RWIT 13B2 __ BC - RWIT 13B2 __ 01 - RWIT 13B3 __ 01



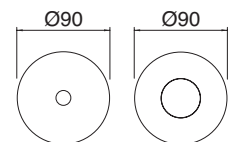
40mm



- IS RWIT 13A5 IS 98
- 01 RWIT 13A5 01 98
- 03 RWIT 13A5 03 98
- 04 RWIT 13A5 04 98

Borchie per miscelatore monocomando lavabo incasso
 Flanges for concealed washbasin mixer
 Rosaces pour mitigeur lavabo à encastrer
 Flansche für Unterputz Waschtisch Mischer

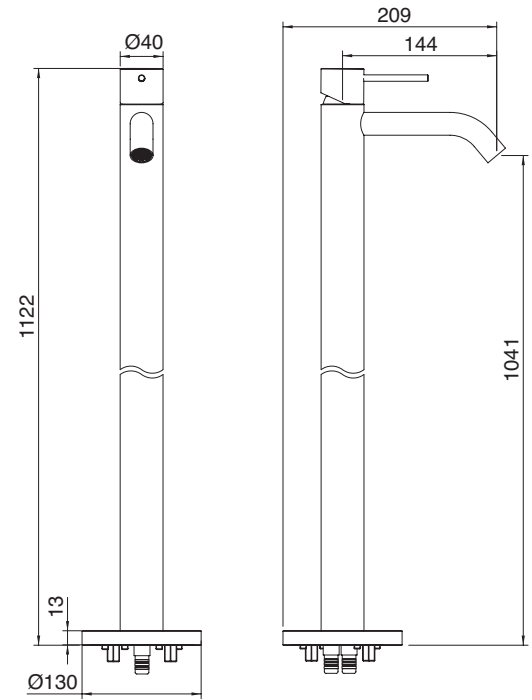

Per - For - Pour - Für
 RWIT 13C5 __ BC - RWIT 13C5 __ 02 - RWIT 13C6 __ 02
 RWIT 13C7 __ BC - RWIT 13C7 __ 02 - RWIT 13C9 __ 02
 RWIT 13D2 __ BC - RWIT 13D2 __ 01 - RWIT 13D2 __ 01



IS RWIT 1314 IS 50

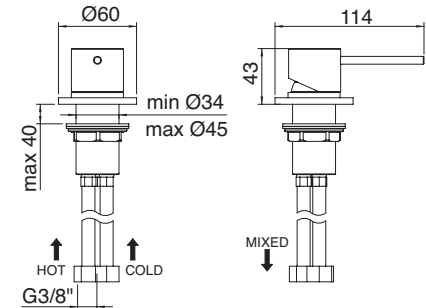
RWIT 4A62 ZZ 50
 + PARTI INCASSO - CONCEALED BODY
 CORPS À ENCASTRER - UNTERPUTZTEIL

Miscelatore lavabo da terra
 Floor standing washbasin mixer
 Mitigeur lavabo sur colonne au sol
 Waschtisch-Einhebelmischer Standarmatur



IS RWIT 1368 IS 01
 01 RWIT 1368 01 01
 03 RWIT 1368 03 01
 04 RWIT 1368 04 01

Monocomando remoto da piano per lavabo
 Deck mounted control mixer
 Mitigeur lavabo seul sur gorge
 Waschtisch Einhebelmischer für separaten Auslauf

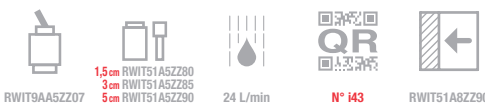
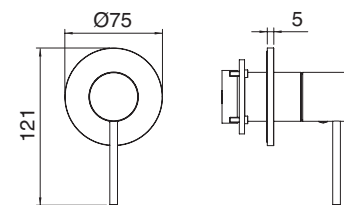


IS RWIT 13C8 IS 01
 01 RWIT 13C8 01 01
 03 RWIT 13C8 03 01
 04 RWIT 13C8 04 01

RWIT 51A8 ZZ 03
 + PARTI INCASSO - CONCEALED BODY
 CORPS À ENCASTRER - UNTERPUTZTEIL



Monocomando remoto lavabo/doccia incasso
 Concealed washbasin/shower mixer
 Mitigeur lavabo/douche à encastrer
 UP-Waschtisch/Dusche Mischer



5mm

22mm

28mm

3.6

WaterTube

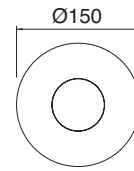
40mm



- IS RWIT 13C8 IS 99
- 01 RWIT 13C8 01 99
- 03 RWIT 13C8 03 99
- 04 RWIT 13C8 04 99

Borchia per miscelatore monocomando lavabo/doccia incasso
 Flange for concealed washbasin/shower mixer
 Rosace pour mitigeur lavabo/douche à encastrer
 Flansch für UP-Waschtisch/Dusche Mischer

Per - For - Pour - Für
 RWIT 13C8 __ 01

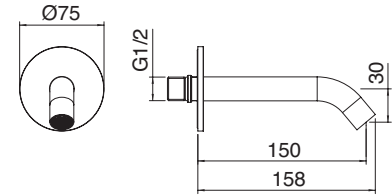


- IS IT 1363 IS ZZ ZZ
- 01 IT 1363 01 ZZ ZZ
- 03 IT 1363 03 ZZ ZZ
- 04 IT 1363 04 ZZ ZZ

Bocca a muro 150
 Wall-mtb spout 150
 Bec mural 150
 Einlauf Wandmontage 150



ITRTAE158ZZ ITRTAT120ZZ 6 l/min

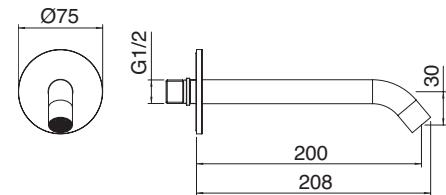


- IS IT 1361 IS ZZ ZZ
- 01 IT 1361 01 ZZ ZZ
- 03 IT 1361 03 ZZ ZZ
- 04 IT 1361 04 ZZ ZZ

Bocca a muro 200
 Wall-mtb spout 200
 Bec mural 200
 Einlauf Wandmontage 200



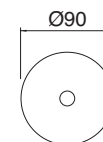
ITRTAE158ZZ ITRTAT120ZZ 6 l/min



- IS RWIT 13C5 IS 99
- 01 RWIT 13C5 01 99
- 03 RWIT 13C5 03 99
- 04 RWIT 13C5 04 99

Borchia per bocca a muro
 Flange for wall-mtd. spout
 Rosace pour bec mural
 Flansch für Wandauslauf

Per - For - Pour - Für
 IT 1363 __ ZZ ZZ - IT 1361 __ ZZ ZZ
 IT 1363 __ ZZ HF - IT 1361 __ ZZ HF

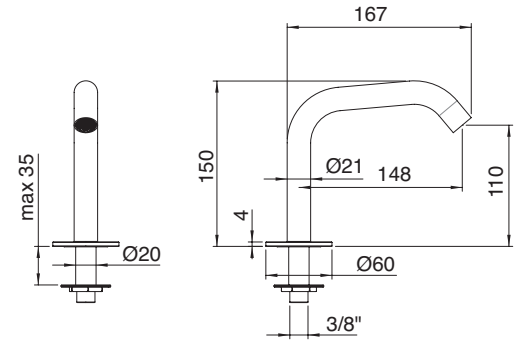


- IS RWIT 1310 IS 10
- 01 RWIT 1310 01 10
- 03 RWIT 1310 03 10
- 04 RWIT 1310 04 10

Bocca lavabo da piano 110
 Deck-mtd spout 110
 Bec sur gorge 110
 Einlauf 110



ITRTAE158ZZ ITRTAT120ZZ 6 l/min



5mm

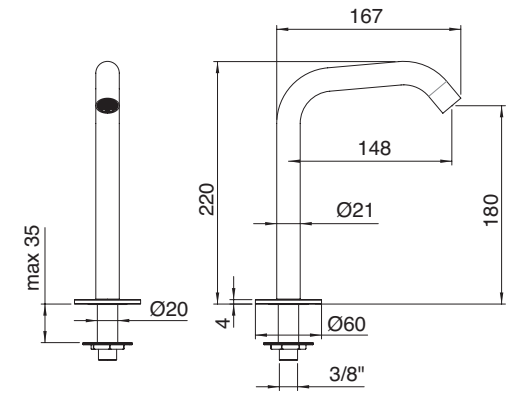
22mm

- IS RWIT 1310 IS 20
- 01 RWIT 1310 01 20
- 03 RWIT 1310 03 20
- 04 RWIT 1310 04 20

Bocca lavabo da piano 180
 Deck-mtd spout 180
 Bec sur gorge 180
 Einlauf 180



ITRTAE158ZZ ITRTAT120ZZ 6 l/min



28mm

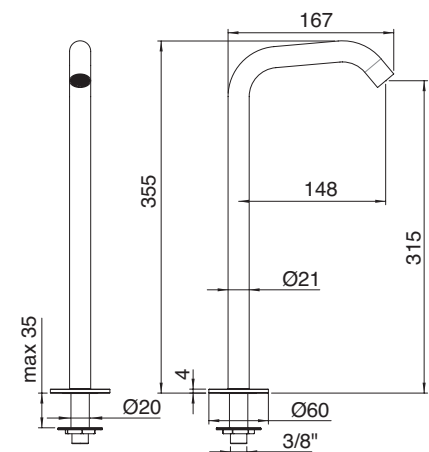
3.6

- IS RWIT 1310 IS 30
- 01 RWIT 1310 01 30
- 03 RWIT 1310 03 30
- 04 RWIT 1310 04 30

Bocca lavabo da piano 315
 Deck-mtd spout 315
 Bec sur gorge 315
 Einlauf 315



ITRTAE158ZZ ITRTAT120ZZ 6 l/min




WaterTube

40mm

40mm

5mm



22mm

28mm

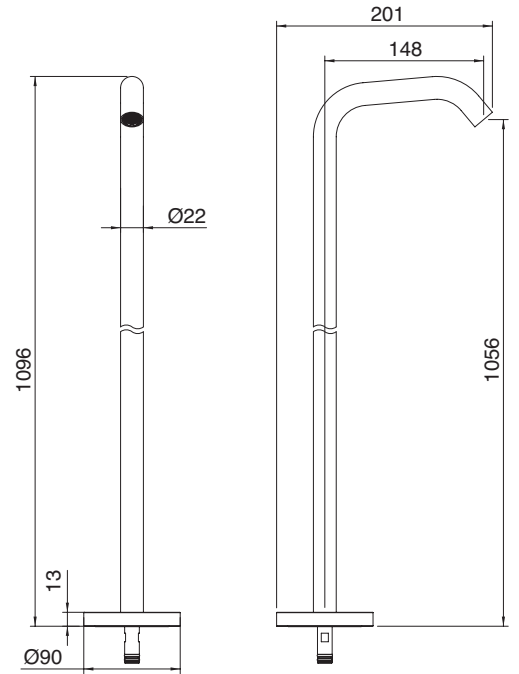
3.6

IS RWIT 1310 IS 42

Bocca lavabo da terra 1056
 Floor mounted spout 1056
 Bec au sol 1056
 Bodenmontierter Auslauf 1056

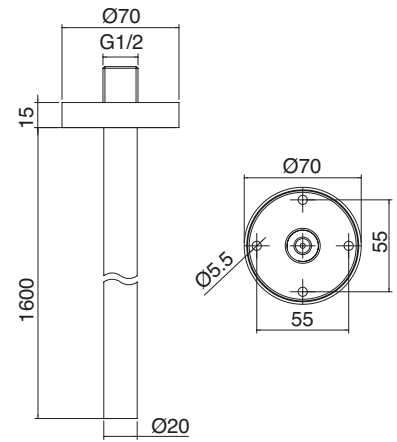
+ RWIT 1310 ZZ 41

+ PARTI INCASSO - CONCEALED BODY
 CORPS À ENCASTRER - UNTERPUTZTEIL



IS IT 6576 IS ZZ ZZ
 01 IT 6576 01 ZZ ZZ
 03 IT 6576 03 ZZ ZZ
 04 IT 6576 04 ZZ ZZ

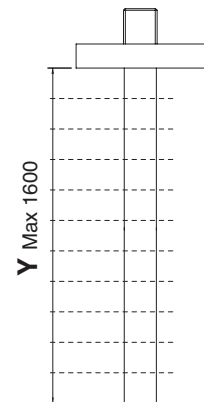
Bocca a soffitto con rosone
 Ceiling spout
 Bec au plafond
 Deckenauslauf



IS IT 6576 IS ZZ YY
 01 IT 6576 01 ZZ YY
 03 IT 6576 03 ZZ YY
 04 IT 6576 04 ZZ YY

“DIMENSIONI SU MISURA”
 “CUSTOMIZED SIZE”
 “DIMENSIONS SUR MESURE”
 “LÄNGE NACH MASS”

Y:
 Altezza
 Height
 Hauteur
 Länge



= ___ cm

WaterTube

40mm





RWIT 1314 IS 03

5mm

22mm

28mm

3.6

WaterTube

40mm

40mm

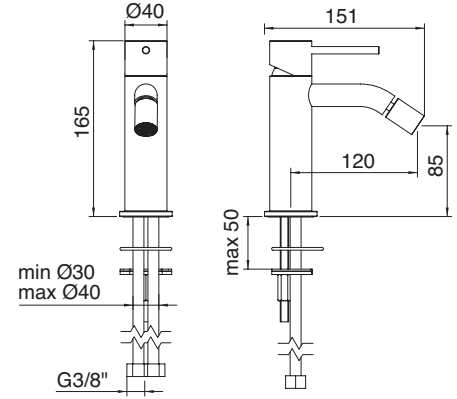
5mm

22mm



- IS IT 1322 IS 40 ZZ
- 01 IT 1322 01 40 ZZ
- 03 IT 1322 03 40 ZZ
- 04 IT 1322 04 40 ZZ

Miscelatore monocomando bidet
 Bidet mixer
 Mitigeur bidet
 Bidet - Mischer



IN STOCK



ITRTVT205ZZ



ITRTAE158ZZ



6 l/min

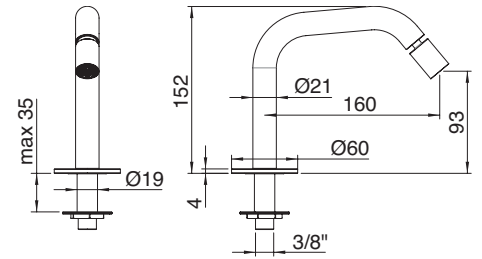
28mm

3.6



- IS RWIT 1320 IS 10
- 01 RWIT 1320 01 10
- 03 RWIT 1320 03 10
- 04 RWIT 1320 04 10

Bocca bidet
 Bidet spout
 Bec pour bidet
 Einlauf für bidet



ITRTAE158ZZ



ITRTAT120ZZ



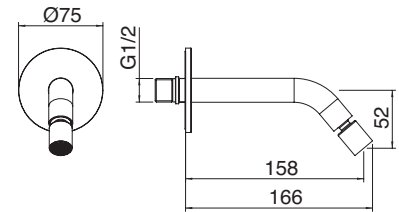
6 l/min

WaterTube



- IS IT 1379 IS ZZ ZZ

Bocca a muro bidet
 Wall-mtd bidet spout
 Bec mural pour bidet
 Einlauf Wandmontage für bidet



ITRTAE158ZZ



ITRTAT120ZZ



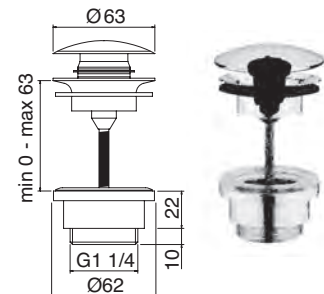
6 l/min

40mm



- IS IT RTSA 117 IS
- 01 IT RTSA 117 01
- 03 IT RTSA 117 03
- 04 IT RTSA 117 04

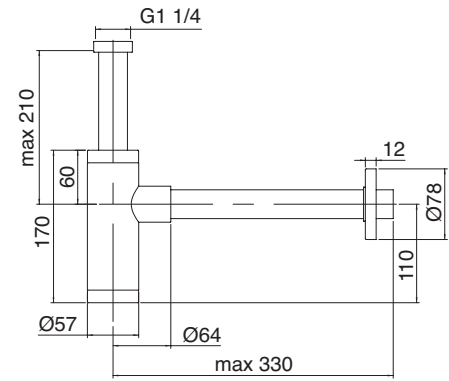
Scarico click-clack universale
 Universal up/down pop-up waste
 Bonde up-down universelle
 Abfluss mit Druckknopf



IN STOCK

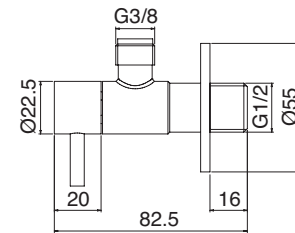
- IS IT RTSF 116 IS
- 01 IT RTSF 116 01
- 03 IT RTSF 116 03
- 04 IT RTSF 116 04

Sifone a vista
 Drain-trap
 Siphon
 Siphon für Waschtisch



- IS IT 0401 IS ZZ ZZ
- 01 IT 0401 01 ZZ ZZ
- 03 IT 0401 03 ZZ ZZ
- 04 IT 0401 04 ZZ ZZ

Rubinetto d'arresto con filtro
 Stop valves with filter
 Robinets d'arrêt avec filtre
 Eckventile m Filter u. Absperrung



ITRTVT124NI 1/2 M

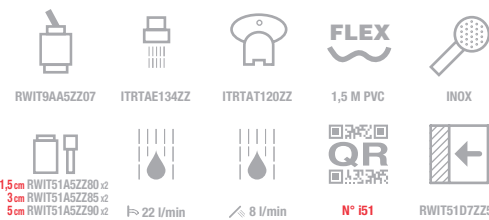
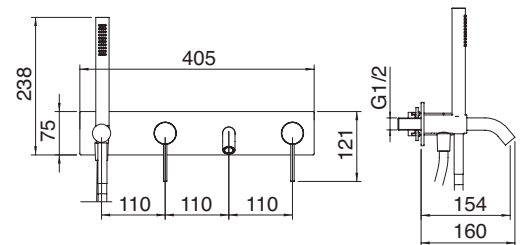
- IS RWIT 13D7 IS 03
- 01 RWIT 13D7 01 03
- 03 RWIT 13D7 03 03
- 04 RWIT 13D7 04 03

Miscelatore monocomando vasca/doccia incasso
 Concealed bath/shower mixer
 Mitigeur bain/douche à encastrer
 Wanne / Brause EHM U.P

RWIT 51D7 ZZ 12
 + PARTI INCASSO - CONCEALED BODY
 CORPS À ENCASTRER - UNTERPUTZTEIL



P_343



1,5cm RWIT51ASZZ90 z2
 3cm RWIT51ASZZ85 z2
 5cm RWIT51ASZZ90 z2
 ↳ 22 l/min ↳ 8 l/min N° i51 RWIT51D7ZZ50


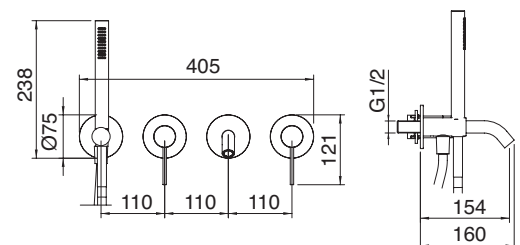
- IS RWIT 13D8 IS 04
- 01 RWIT 13D8 01 04
- 03 RWIT 13D8 03 04
- 04 RWIT 13D8 04 04

Miscelatore monocomando vasca/doccia incasso
 Concealed bath/shower mixer
 Mitigeur bain/douche à encastrer
 Wanne / Brause EHM U.P

RWIT 51D7 ZZ 12
 + PARTI INCASSO - CONCEALED BODY
 CORPS À ENCASTRER - UNTERPUTZTEIL



P_343



1,5cm RWIT51ASZZ90 z2
 3cm RWIT51ASZZ85 z2
 5cm RWIT51ASZZ90 z2
 ↳ 22 l/min ↳ 8 l/min N° i51 RWIT51D7ZZ50

5mm

22mm

28mm

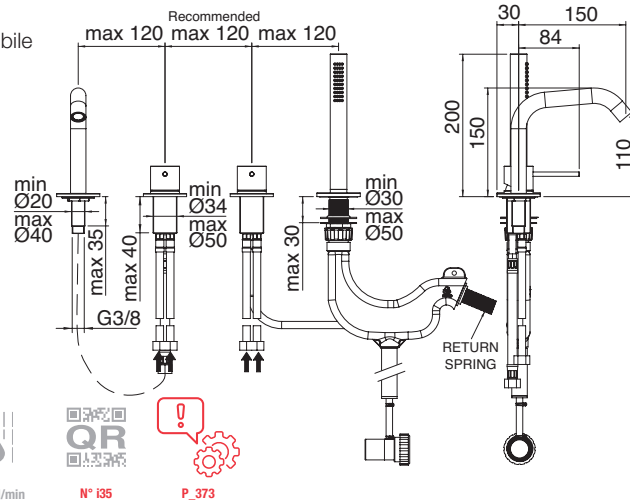
3.6



RWIT 13D7 IS 03

IS IT 1368 IS 40 ZZ

Batteria bordo vasca a 4 fori con doccetta estraibile
 4 hole deck-mounted bathtub
 Mitigeur bain/douche 4 trous sur gorge
 Vierloch Wannenrandarmatur



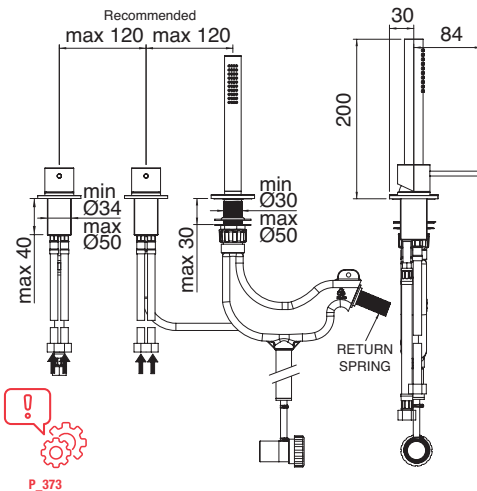
WaterTube



-  ITRTVT168ZZ
-  ITRTAE134ZZ
-  ITRTAT120ZZ
-  1,5 M PVC
-  INOX ITRTD0097IS
-  18 l/min
-  8 l/min
-  N° 135
-  P_373

IS IT 1369 IS 40 ZZ

Batteria bordo vasca con doccetta estraibile senza bocca
 Deck-mounted bathtub without spout
 Mitigeur bain/douche sur gorge sans bec
 Wannenrandarmatur ohne Auslauf



40mm



-  ITRTVT168ZZ
-  1,5 M PVC
-  INOX ITRTD0097IS
-  MAX 20 l/min
-  8 l/min
-  N° 135
-  P_373

IS RWIT 6006 IS 25

Doccetta estraibile bordo vasca
Deck-mounted retractable handshower
Douchette extractible sur gorge
Versenkbare Schlauchbrause



1,5 M PVC



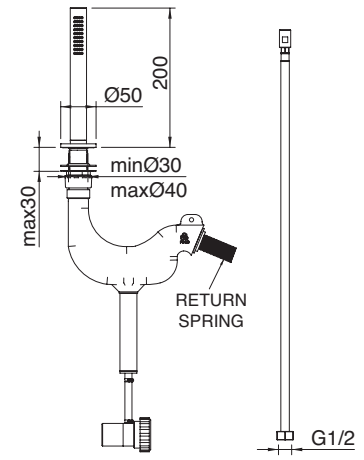
INOX



8 L/min



P_373



5mm

22mm

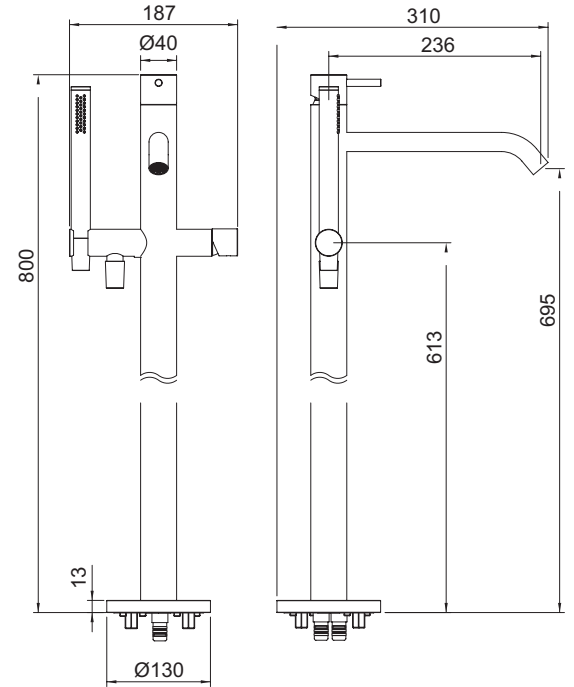
- IS** RWIT 1303 IS 50
- 01** RWIT 1303 01 50
- 03** RWIT 1303 03 50
- 04** RWIT 1303 04 50

Miscelatore vasca da terra
Floor standing bathub mixer
Mitigeur bain douche sur colonne au sol
Einhebel - Wannenstandarmatur



RWIT 4A62 ZZ 50

+ PARTI INCASSO - CONCEALED BODY
CORPS À ENCASTRER - UNTERPUTZTEIL



28mm

3.6

WaterTube



ITRTVT205ZZ



ITRTVT236ZZ



ITRTAE134ZZ



ITRTAT120ZZ



1,5 M PVC



INOX



≥ 20 l/min



≤ 8 l/min



N° 82



P_348

- IS** RWIT 13D9 IS 01
- 01** RWIT 13D9 01 01
- 03** RWIT 13D9 03 01
- 04** RWIT 13D9 04 01

Miscelatore monocomando vasca/doccia incasso
Concealed bath/shower mixer
Mitigeur bain/douche à encastrer
Wanne / Brause EHM U.P.

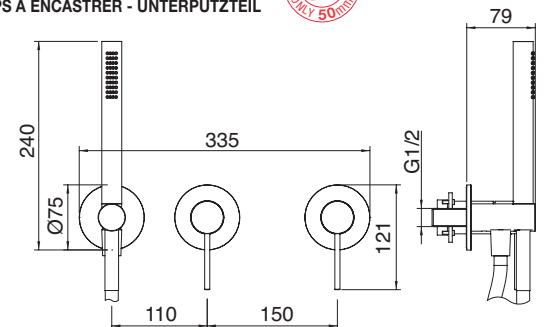


RWIT 51D9 ZZ 01

+ PARTI INCASSO - CONCEALED BODY
CORPS À ENCASTRER - UNTERPUTZTEIL



P_343



40mm



RWIT9AA5ZZ07



1,5 M PVC



INOX



1,5 cm RWIT51ASZZ80 x2
3 cm RWIT51ASZZ85 x2
5 cm RWIT51ASZZ90 x2



MAX 24 l/min



≤ 8 l/min



N° 153



RWIT51D9ZZ50

40mm

5mm

22mm

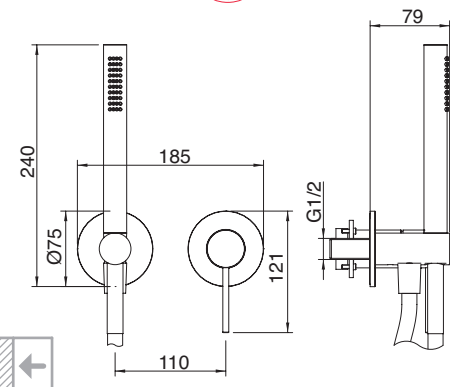


- IS RWIT 13D4 IS 01
- 01 RWIT 13D4 01 01
- 03 RWIT 13D4 03 01
- 04 RWIT 13D4 04 01

RWIT 51A5 ZZ 01
 + PARTI INCASSO - CONCEALED BODY
 CORPS À ENCASTRER - UNTERPUTZTEIL



Miscelatore monocomando incasso doccia con doccetta
 Concealed shower mixer with hand-shower
 Mitigeur douche à encastrer avec douchette
 Brause EHM UP mit Handbrause



RWIT9AA5ZZ07 1,5 M PVC INOX 1,5 cm RWIT51A5ZZ80
 3 cm RWIT51A5ZZ85
 5 cm RWIT51A5ZZ90 8 l/min N° 146 RWIT51C5ZZ90

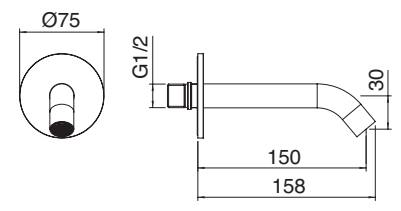
28mm

3,6



- IS IT 1363 IS ZZ HF
- 01 IT 1363 01 ZZ HF
- 03 IT 1363 03 ZZ HF
- 04 IT 1363 04 ZZ HF

Bocca a muro per vasca 150
 Wall-mtd. spout for bathtub 150
 Bec mural pour baignoire 150
 Wandauslauf für Badewannen 150



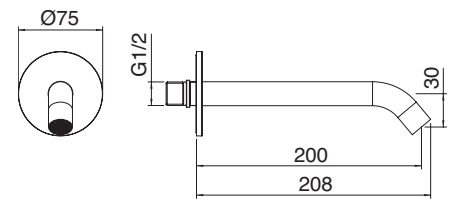
ITRTAE134ZZ ITRTAT120ZZ 20 L/min

WaterTube



- IS IT 1361 IS ZZ HF
- 01 IT 1361 01 ZZ HF
- 03 IT 1361 03 ZZ HF
- 04 IT 1361 04 ZZ HF

Bocca a muro per vasca 200
 Wall-mtd. spout for bathtub 200
 Bec mural pour baignoire 200
 Wandauslauf für Badewannen 200



ITRTAE134ZZ ITRTAT120ZZ 20 L/min

40mm

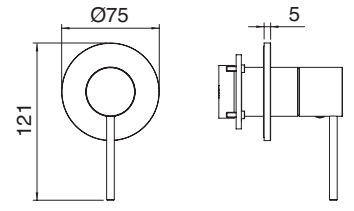


- IS RWIT 13C8 IS 01
- 01 RWIT 13C8 01 01
- 03 RWIT 13C8 03 01
- 04 RWIT 13C8 04 01

RWIT 51A8 ZZ 03
 + PARTI INCASSO - CONCEALED BODY
 CORPS À ENCASTRER - UNTERPUTZTEIL



Monocomando remoto lavabo/doccia incasso
 Concealed washbasin/shower mixer
 Mitigeur lavabo/douche à encastrer
 UP-Waschtisch/Dusche Mischer



RWIT9AA5ZZ07 1,5 cm RWIT51A5ZZ80
 3 cm RWIT51A5ZZ85
 5 cm RWIT51A5ZZ90 24 L/min N° 143 RWIT51A8ZZ90



5mm


22mm


28mm

3.6

WaterTube

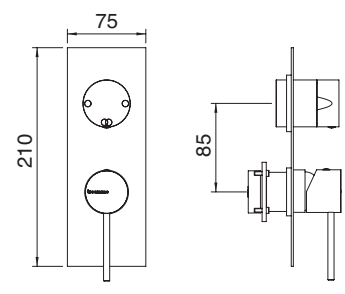
RWIT 1303 IS 03

-  ← IS RWIT 13A2 IS 01
- 01 RWIT 13A2 01 01
- 03 RWIT 13A2 03 01
- 04 RWIT 13A2 04 01

-  ← IS RWIT 13E2 IS 01
- 01 RWIT 13E2 01 01
- 03 RWIT 13E2 03 01
- 04 RWIT 13E2 04 01

RWIT 22A2 ZZ 01
 +  PARTI INCASSO - CONCEALED BODY
 CORPS À ENCASTRER - UNTERPUTZTEIL  P_342

Miscelatore monocomando con deviatore 2 uscite
 Concealed mixer with 2 ways diverter
 Mitigeur à encastrer avec inverseur à 2 sorties
 EHM U.P mit 2 Wege Umsteller



 ITRTVT131ZZ
  ITRTVT211ZZ
  1.5cm RWIT51ASZZ80
 3cm RWIT51ASZZ85
 5cm RWIT51ASZZ90
  RWIT22A2_06
  20 L/min
  2 IN - 2 OUT
  N° 11
  RWIT8A7ZZ90

40mm

40mm

5mm

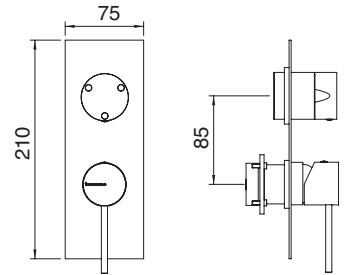
22mm



- ← IS RWIT 13A3 IS 01
- 01 RWIT 13A3 01 01
- 03 RWIT 13A3 03 01
- 04 RWIT 13A3 04 01
- ← IS RWIT 13E3 IS 01
- 01 RWIT 13E3 01 01
- 03 RWIT 13E3 03 01
- 04 RWIT 13E3 04 01

Miscelatore monocomando con deviatore 3 uscite
 Concealed mixer with 3 ways diverter
 Mitigeur à encastrer avec inverseur à 3 sorties
 EHM U.P mit 3 Wege Umsteller

RWIT 22A2 ZZ 01
 + PARTI INCASSO - CONCEALED BODY
 CORPS À ENCASTRER - UNTERPUTZTEIL



28mm

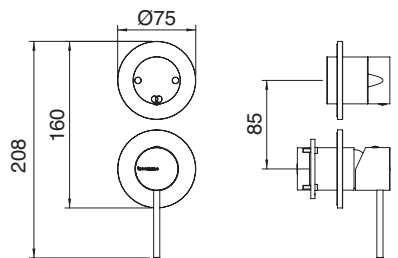
3,6



- ← IS RWIT 13C2 IS 02
- 01 RWIT 13C2 01 02
- 03 RWIT 13C2 03 02
- 04 RWIT 13C2 04 02
- ← IS RWIT 13F2 IS 02
- 01 RWIT 13F2 01 02
- 03 RWIT 13F2 03 02
- 04 RWIT 13F2 04 02

Miscelatore monocomando con deviatore 2 uscite
 Concealed mixer with 2 ways diverter
 Mitigeur à encastrer avec inverseur à 2 sorties
 EHM U.P mit 2 Wege Umsteller

RWIT 22A2 ZZ 01
 + PARTI INCASSO - CONCEALED BODY
 CORPS À ENCASTRER - UNTERPUTZTEIL



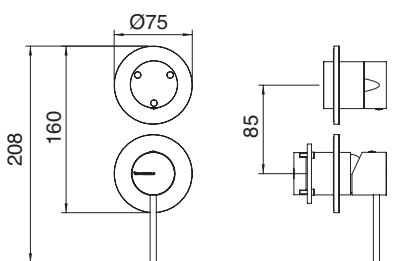
WaterTube



- ← IS RWIT 13C3 IS 02
- 01 RWIT 13C3 01 02
- 03 RWIT 13C3 03 02
- 04 RWIT 13C3 04 02
- ← IS RWIT 13F3 IS 02
- 01 RWIT 13F3 01 02
- 03 RWIT 13F3 03 02
- 04 RWIT 13F3 04 02

Miscelatore monocomando con deviatore 3 uscite
 Concealed mixer with 3 ways diverter
 Mitigeur à encastrer avec inverseur à 3 sorties
 EHM U.P mit 3 Wege Umsteller

RWIT 22A2 ZZ 01
 + PARTI INCASSO - CONCEALED BODY
 CORPS À ENCASTRER - UNTERPUTZTEIL



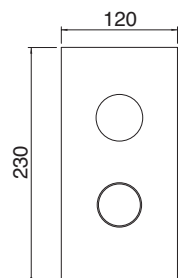
40mm



- IS RWIT 13A2 IS 99
- 01 RWIT 13A2 01 99
- 03 RWIT 13A2 03 99
- 04 RWIT 13A2 04 99

Piastra per miscelatore monocomando con deviatore 2/3 uscite
 Bigger Plate for concealed shower mixer
 Plaque plus pour mitigeur douche à encastrer
 Größere Platte für Unterputz Mischer

Per - For - Pour - Für
 RWIT 13A2 __ 01 - RWIT 13E2 __ 01 - RWIT 13A3 __ 01 - RWIT 13E3 __ 01
 RWIT 13C2 __ 02 - RWIT 13F2 __ 02 - RWIT 13C3 __ 02 - RWIT 13F3 __ 02



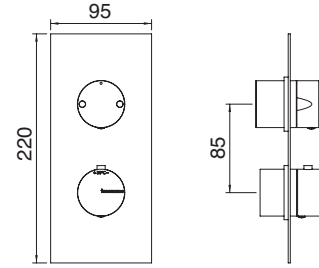


- IS RWIT 8A46 IS 03
- 01 RWIT 8A46 01 03
- 03 RWIT 8A46 03 03
- 04 RWIT 8A46 04 03

RWIT 8A46 ZZ 20
 +  PARTI INCASSO - CONCEALED BODY
 CORPS À ENCASTRER - UNTERPUTZTEIL



Termostatico incasso con deviatore 2 uscite
 2 ways concealed thermostatic diverter
 Thermostatique à encastrer avec inverseur à 2 sorties
 UP-Thermostat 2 Wege Umsteller

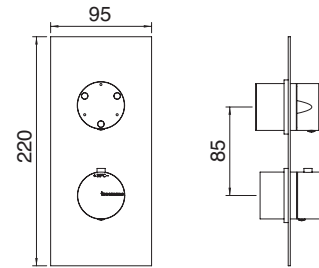


- IS RWIT 8A72 IS 03
- 01 RWIT 8A72 01 03
- 03 RWIT 8A72 03 03
- 04 RWIT 8A72 04 03

RWIT 8A46 ZZ 20
 +  PARTI INCASSO - CONCEALED BODY
 CORPS À ENCASTRER - UNTERPUTZTEIL

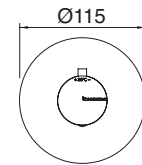


Termostatico incasso con deviatore 3 uscite
 3 ways concealed thermostatic diverter
 Thermostatique à encastrer avec inverseur à 3 sorties
 UP-Thermostat 3 Wege Umsteller



- IS RWIT 7286 IS 80
- 01 RWIT 7286 01 80
- 03 RWIT 7286 03 80
- 04 RWIT 7286 04 80

RWIT 7286 ZZ 70
 +  PARTI INCASSO - CONCEALED BODY
 CORPS À ENCASTRER - UNTERPUTZTEIL



**Funzione di sola regolazione temperatura
 no chiusura/apertura acqua**

**Temperature setting only
 No switch on/off water device**

**Régulation de la température uniquement
 aucune ouverture/fermeture de l'eau**

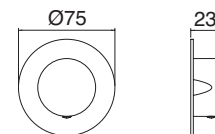
**Nur Temperaturregelung,
 keine Wasser auf / Wasser aus Funktion**



- IS RWIT 72B6 IS 01
- 01 RWIT 72B6 01 01
- 03 RWIT 72B6 03 01
- 04 RWIT 72B6 04 01

RWIT 72B6 ZZ 01
 +  PARTI INCASSO - CONCEALED BODY
 CORPS À ENCASTRER - UNTERPUTZTEIL

Rubinetto d'arresto 1/2"
 1/2" concealed stop valve
 Robinet d'arrêt 1/2"
 UP-Ventil 1/2"



5mm

22mm

28mm

3.6

WaterTube

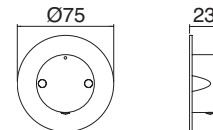
40mm

- IS RWIT 75D5 IS 10
- 01 RWIT 75D5 01 10
- 03 RWIT 75D5 03 10
- 04 RWIT 75D5 04 10

RWIT 7AD5 ZZ 01
 + PARTI INCASSO - CONCEALED BODY
 CORPS À ENCASTRER - UNTERPUTZTEIL



Deviatore incasso 2 uscite con chiusura acqua
 2 ways concealed diverter with water shut-off
 Inverseur à encastrer à 2 sorties avec fermeture d'eau
 2 Wege UP- Umsteller mit Wasserabsperung



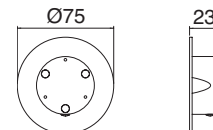
ITRTVT297ZZ RWIT7287ZZ81 24 l/min N° 15

- IS RWIT 75D6 IS 10
- 01 RWIT 75D6 01 10
- 03 RWIT 75D6 03 10
- 04 RWIT 75D6 04 10

RWIT 7AD5 ZZ 01
 + PARTI INCASSO - CONCEALED BODY
 CORPS À ENCASTRER - UNTERPUTZTEIL



Deviatore incasso 3 uscite con chiusura acqua
 3 ways concealed diverter with water shut-off
 Inverseur à encastrer à 3 sorties avec fermeture d'eau
 3 Wege UP- Umsteller mit Wasserabsperung



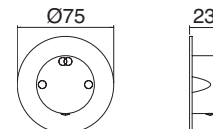
ITRTVT190ZZ RWIT7287ZZ81 24 l/min N° 15

- IS RWIT 75D5 IS 30
- 01 RWIT 75D5 01 30
- 03 RWIT 75D5 03 30
- 04 RWIT 75D5 04 30

RWIT 7AD5 ZZ 01
 + PARTI INCASSO - CONCEALED BODY
 CORPS À ENCASTRER - UNTERPUTZTEIL



Deviatore incasso 2 uscite senza chiusura acqua
 2 ways concealed diverter without water shut-off
 Inverseur à encastrer à 2 sorties sans fermeture d'eau
 2 Wege UP- Umsteller ohne Wasserabsperung



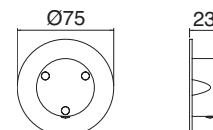
ITRTVT211ZZ RWIT7287ZZ81 24 l/min N° 15

- IS RWIT 75D6 IS 30
- 01 RWIT 75D6 01 30
- 03 RWIT 75D6 03 30
- 04 RWIT 75D6 04 30

RWIT 7AD5 ZZ 01
 + PARTI INCASSO - CONCEALED BODY
 CORPS À ENCASTRER - UNTERPUTZTEIL



Deviatore incasso 3 uscite senza chiusura acqua
 3 ways concealed diverter without water shut-off
 Inverseur à encastrer à 3 sorties sans fermeture d'eau
 3 Wege UP- Umsteller ohne Wasserabsperung



ITRTVT212ZZ RWIT7287ZZ81 24 l/min N° 15



IT 6598 IS ZZ VS + RWIT 13A2 IS 01

5mm

22mm

28mm

3.6

WaterTube

40mm

40mm

5mm

22mm

28mm

3,6

WaterTube

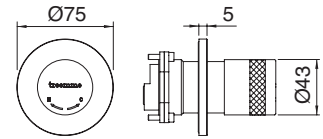
40mm

- IS RWIT 13A8 IS TP
- 01 RWIT 13A8 01 TP
- 03 RWIT 13A8 03 TP
- 04 RWIT 13A8 04 TP

RWIT 51A8 ZZ 03
 + PARTI INCASSO - CONCEALED BODY
 CORPS À ENCASTRER - UNTERPUTZTEIL



Monocomando remoto lavabo/doccia incasso
 Concealed washbasin/shower mixer
 Mitigeur lavabo/douche à encastrer
 UP-Waschtisch/Dusche Mischer



**TIMED TAPS
 SELF CLOSING**
 MAX 30s - MIN 18s (+5-10)s

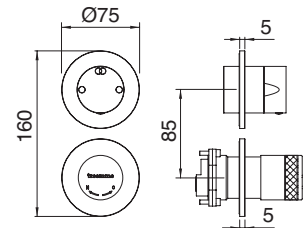


- IS RWIT 13C2 IS TP
- 01 RWIT 13C2 01 TP
- 03 RWIT 13C2 03 TP
- 04 RWIT 13C2 04 TP

RWIT 22A2 ZZ 01
 + PARTI INCASSO - CONCEALED BODY
 CORPS À ENCASTRER - UNTERPUTZTEIL



Miscelatore monocomando con deviatore 2 uscite
 Concealed mixer with 2 ways diverter
 Mitigeur à encastrer avec inverseur à 2 sorties
 EHM U.P mit 2 Wege Umsteller

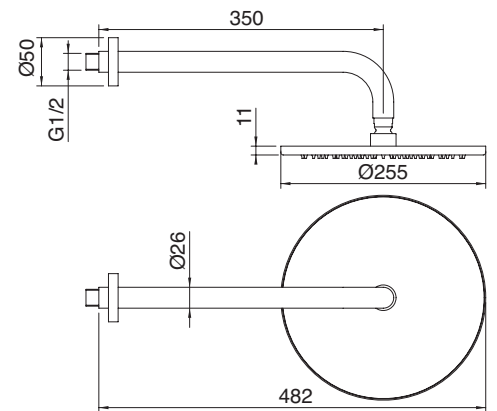


**TIMED TAPS
 SELF CLOSING**
 MAX 30s - MIN 18s (+5-10)s



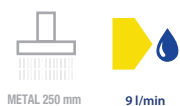
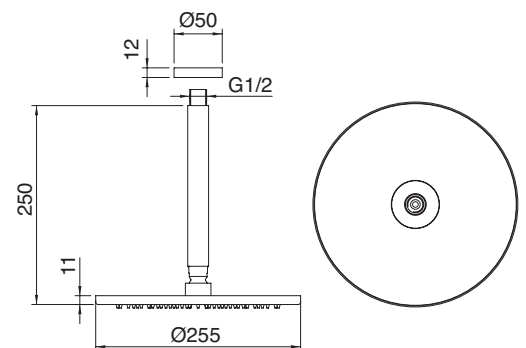
- IS IT 6599 IS ZZ VS
- 01 IT 6599 01 ZZ VS
- 03 IT 6599 03 ZZ VS
- 04 IT 6599 04 ZZ VS

Soffione a parete anticalcare
 Anti-limescale shower-head
 Douche de tête anticalcaire avec bras mural
 Antikalk Kopfbrause mit Arm



- IS IT 6598 IS ZZ VS
- 01 IT 6598 01 ZZ VS
- 03 IT 6598 03 ZZ VS
- 04 IT 6598 04 ZZ VS

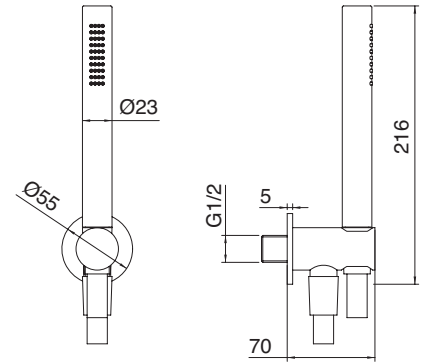
Soffione a soffitto anticalcare
 Ceiling anti-limescale shower-head
 Douche de tête anticalcaire avec bras au plafond
 Antikalk Regenbrause mit Deckenanbindung





- IS RWIT 2847 IS 71
- 01 RWIT 2847 01 71
- 03 RWIT 2847 03 71
- 04 RWIT 2847 04 71

Kit gancio, flessibile, doccia
 Hook, flexible and hand shower kit
 Kit support, flexible et douche
 Brausehalter, Schlauch und Handbrause



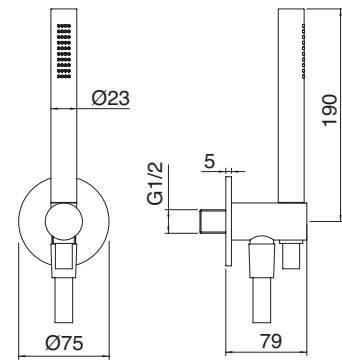
5mm

22mm



- IS RWIT 2847 IS 20
- 01 RWIT 2847 01 20
- 03 RWIT 2847 03 20
- 04 RWIT 2847 04 20

Kit gancio, flessibile, doccia
 Hook, flexible and hand shower kit
 Kit support, flexible et douche
 Brausehalter, Schlauch und Handbrause



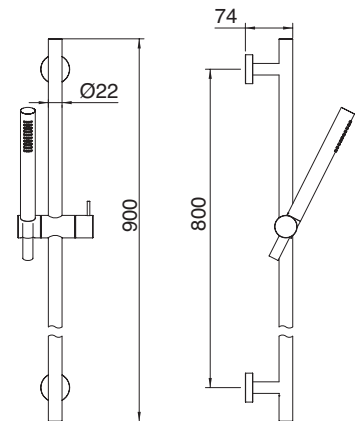
28mm

3.6



- IS RWIT 1347 IS 04
- 01 RWIT 1347 01 04
- 03 RWIT 1347 03 04
- 04 RWIT 1347 04 04

Kit saliscendi senza presa acqua
 Sliding-bar kit without wall hose outlet
 Barre coulissante sans coude mural
 Gleitstange ohne Wandaschlussbogen

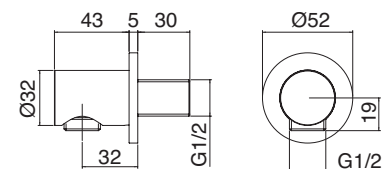


WaterTube



- IS IT RTGA 142 IS
- 01 IT RTGA 142 01
- 03 IT RTGA 142 03
- 04 IT RTGA 142 04

Presa acqua a muro
 Wall hose outlet
 Coude mural
 Wandaschlussbogen



40mm

40mm

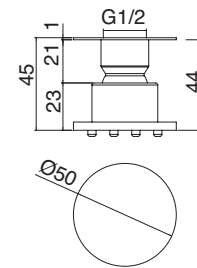
5mm

22mm



- IS IT RTBR 320 IS
- 01 IT RTBR 320 01
- 03 IT RTBR 320 03
- 04 IT RTBR 320 04

Soffione laterale
Nozzle
Buse
Düse



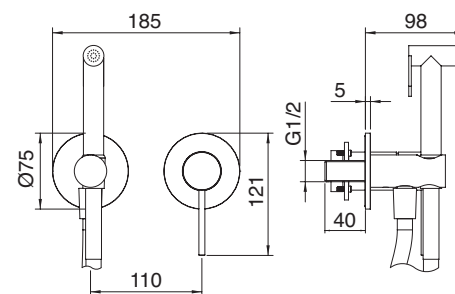
28mm



- IS RWIT 13D4 IS 30
- 01 RWIT 13D4 01 30
- 03 RWIT 13D4 03 30
- 04 RWIT 13D4 04 30

Miscelatore incasso con doccetta per WC
Concealed mixer with wc hand shower
Mitigeur à encastrer avec douche WC
U-P Mischer mit WC Handbrause

RWIT 51A5 ZZ 01
+ PARTI INCASSO - CONCEALED BODY
CORPS À ENCASTRER - UNTERPUTZTEIL



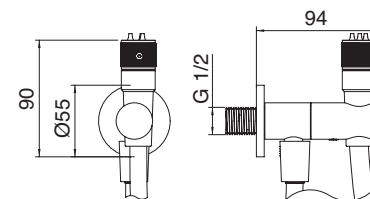
3.6

WaterTube

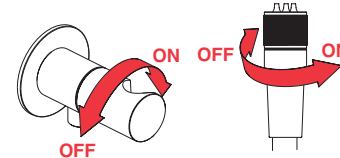


- IS RWIT 6565 IS 15
- 01 RWIT 6565 01 15
- 03 RWIT 6565 03 15
- 04 RWIT 6565 04 15

Idroscopino per WC
WC hand shower set
Douchette pour WC
Handbrause Set für WC



INSTRUCTION FOR USE



40mm

Per ulteriori composizioni doccia vedi sezione SHOWERS

For other shower fittings check the SHOWERS section

Pour d'autres solutions douche voir section SHOWERS

Für weitere duschaustattungen siehe abschnitt SHOWERS

Electronic washbasin tap

Treemme

- inox **IS**
- gun metal - PVD **01**
- bronze - PVD **03**
- yellow gold - PVD **04**

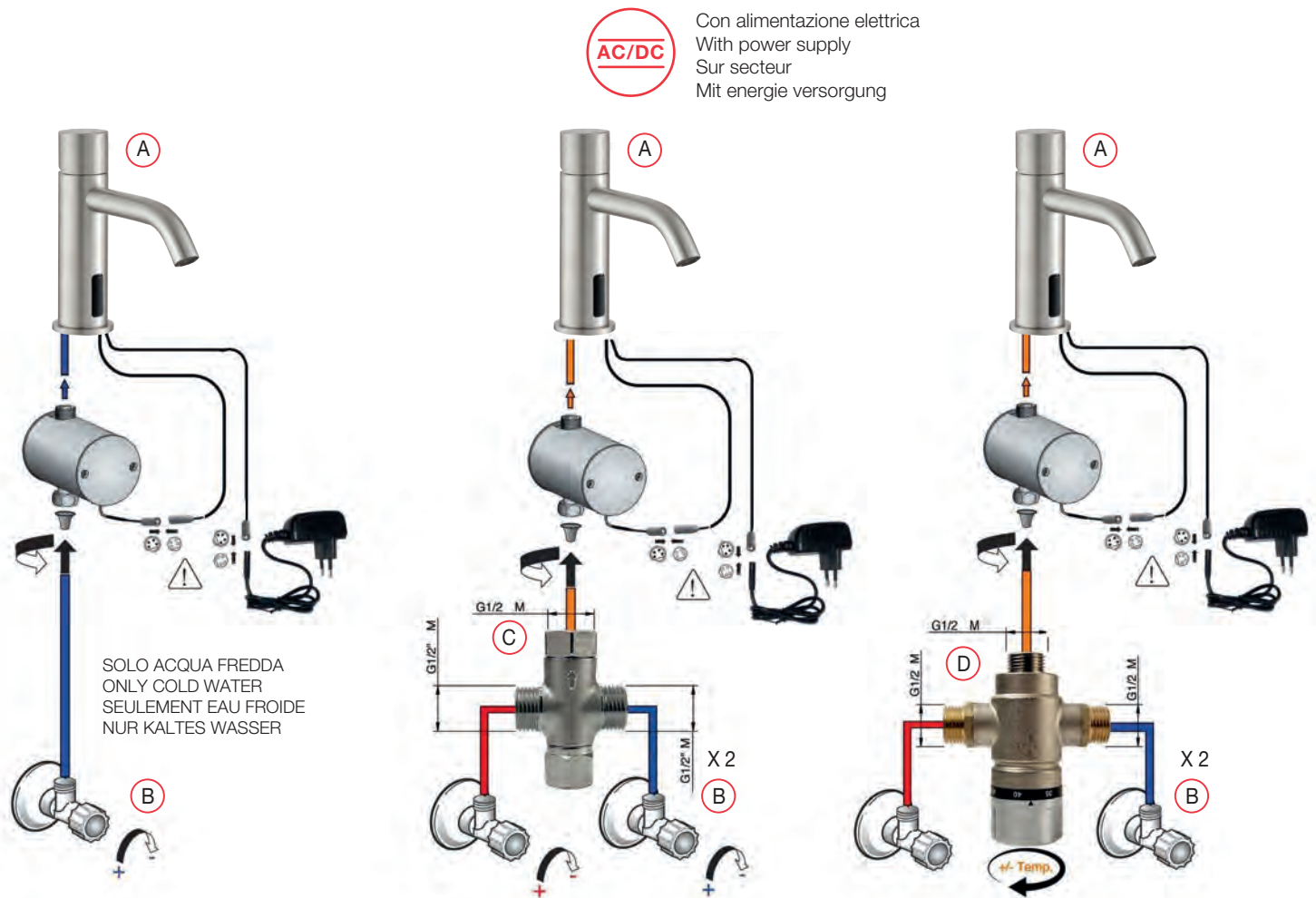
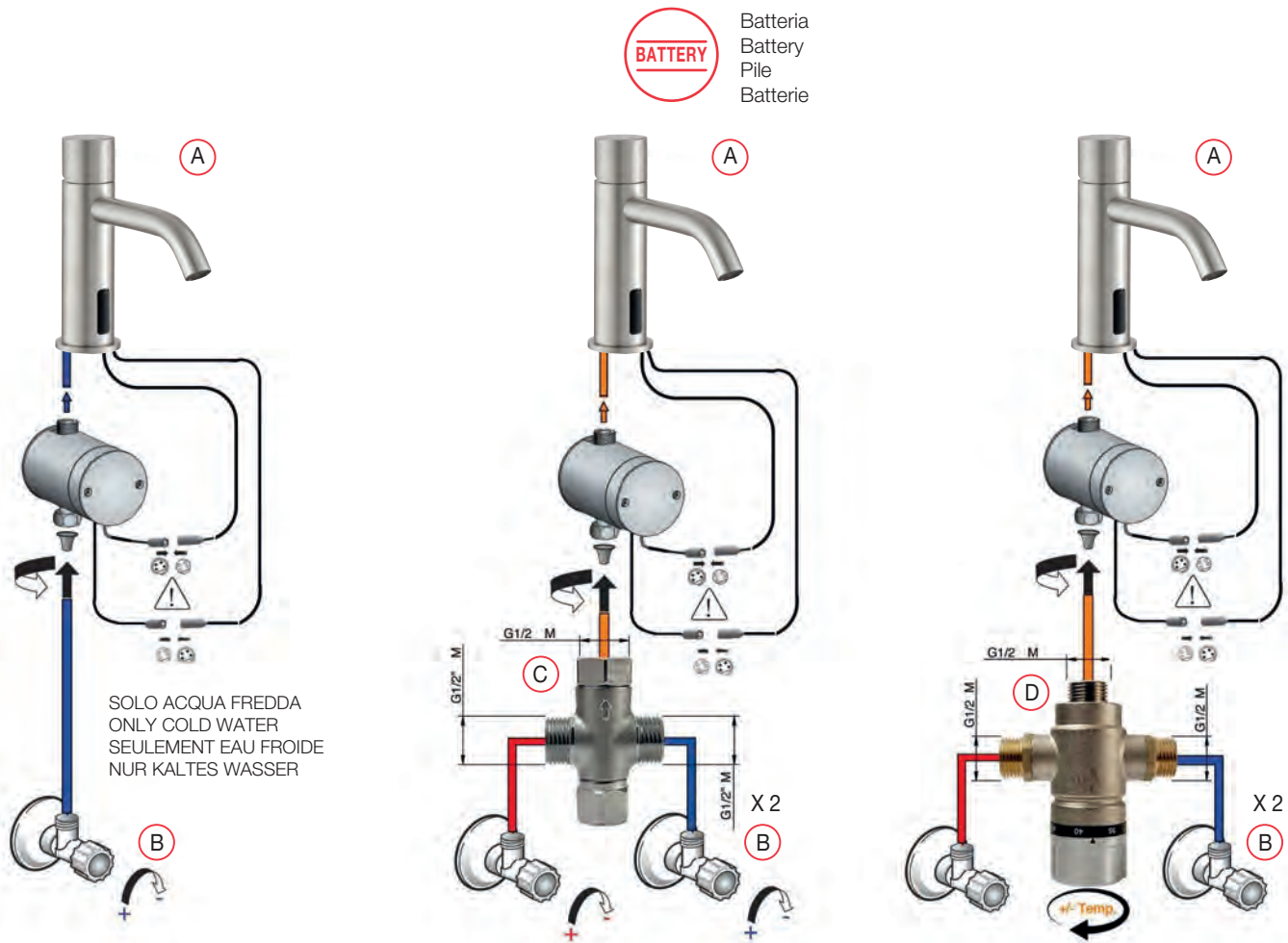


Electronic washbasin tap

Standard - Standard
Standard - Standard

Meccanico - Mechanical
Mécannique - Mechanisch

Termostatico - Thermostatic
Thermostatique - Thermostatisch



5mm

22mm

28mm

3.6

WaterTube

40mm

Electronic

Electronic washbasin tap



- (A)** IS IT 1315 IS ZZ ZZ
 01 IT 1315 01 ZZ ZZ
 03 IT 1315 03 ZZ ZZ
 04 IT 1315 04 ZZ ZZ

Rubinetto elettronico con fotocellula per lavabo 107
 Electronic washbasin tap 107
 Robinet lavabo avec commande par cellule électronique 107
 Elektronischer Waschtisch Arnaturen 107



Batteria
 Battery
 Pile
 Batterie



ITRTAE158ZZ



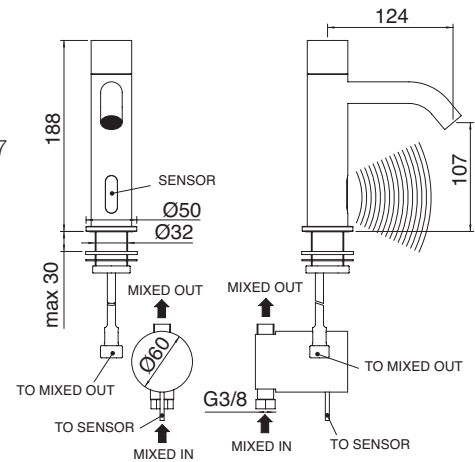
ITRTAT120ZZ



6 l/min



ITRTEL024ZZ



5mm

22mm



- (A)** IS IT 1315 IS ZZ EL
 01 IT 1315 01 ZZ EL
 03 IT 1315 03 ZZ EL
 04 IT 1315 04 ZZ EL

Rubinetto elettronico con fotocellula per lavabo 107
 Electronic washbasin tap 107
 Robinet lavabo avec commande par cellule électronique 107
 Elektronischer Waschtisch Arnaturen 107



Con alimentazione elettrica
 With power supply
 Sur secteur
 Mit energie versorgung



ITRTAE158ZZ



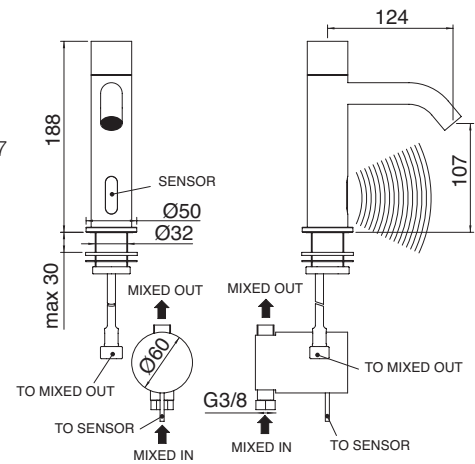
ITRTAT120ZZ



6 l/min



ITRTEL027ZZ



28mm

3.6



- (B)** IS IT 0401 IS ZZ ZZ
 01 IT 0401 01 ZZ ZZ
 03 IT 0401 03 ZZ ZZ
 04 IT 0401 04 ZZ ZZ

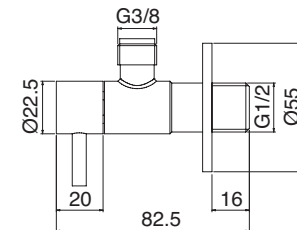
Rubinetto d'arresto con filtro
 Stop valves with filter
 Robinets d'arrêt avec filtre
 Eckventile m Filter u. Absperrung



ITRTVT124NI



1/2 M



WaterTube



- (C)** CC IT RTRB 190 CC
 Snodo a T con valvola di non ritorno acqua
 T-joint with check valve
 Jonction en T avec clapet anti-retour d'eau
 T-förmiges Mischeinheit mit Rückschlagventil

40mm



- (D)** CC IT RTMT 142 CC
 Snodo a T con termostatico
 T-Joint with thermostatic
 Jonction en T avec thermostatique
 T-förmiges Thermostat

Electronic



5mm

22mm

28mm

3.6

WaterTube

40mm

Electronic



Electronic

40mm

WaterTube

3.6

28mm

22mm

5mm

Electronic washbasin tap

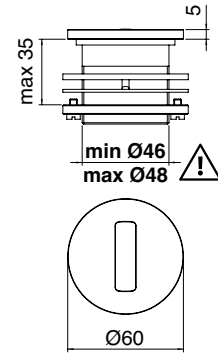
5mm



- IS RWIT 1395 IS 10
- 01 RWIT 1395 01 10
- 03 RWIT 1395 03 10
- 04 RWIT 1395 04 10

Sensore a infrarossi da piano
Counter top infrared sensor
Détecteur infrarouge sur gorge
Waschtisch Infrarot Sensorik

- + / ● IT RTEL 026 ZZ 02 - STANDARD P_223
- + / ● RWIT 2895 ZZ 05 - THERMOSTATIC P_223



22mm



Batteria
Battery
Pile
Batterie



RWIT2895ZZ10 N° 63

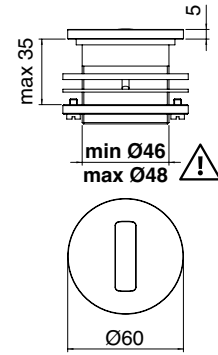
28mm



- IS RWIT 1395 IS 30
- 01 RWIT 1395 01 30
- 03 RWIT 1395 03 30
- 04 RWIT 1395 04 30

Sensore a infrarossi da piano
Counter top infrared sensor
Détecteur infrarouge sur gorge
Waschtisch Infrarot Sensorik

- + / ● IT RTEL 026 ZZ 02 - STANDARD P_223
- + / ● RWIT 2895 ZZ 05 - THERMOSTATIC P_223



Con alimentazione elettrica
With power supply
Sur secteur
Mit energie versorgung



RWIT2895ZZ20 N° 63

3,6

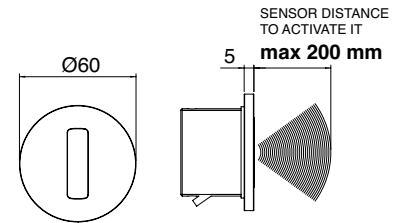
WaterTube



- IS RWIT 1395 IS 20
- 01 RWIT 1395 01 20
- 03 RWIT 1395 03 20
- 04 RWIT 1395 04 20

Sensore a infrarossi da muro
Wall mounted infrared sensor
Capteur à infrarouge mural
UP Infrarot Sensorik

- + / ● RWIT 6B95 ZZ 01 - STANDARD P_222
- + / ● RWIT 6B95 ZZ MX - THERMOSTATIC P_222



Batteria
Battery
Pile
Batterie



RWIT2895ZZ10 N° 63

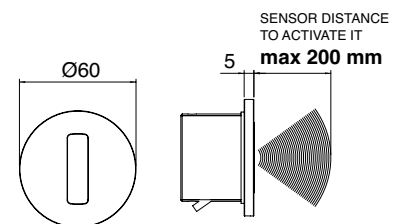
40mm



- IS RWIT 1395 IS 40
- 01 RWIT 1395 01 40
- 03 RWIT 1395 03 40
- 04 RWIT 1395 04 40

Sensore a infrarossi da muro
Wall mounted infrared sensor
Capteur à infrarouge mural
UP Infrarot Sensorik

- + / ● RWIT 6B95 ZZ 01 - STANDARD P_222
- + / ● RWIT 6B95 ZZ MX - THERMOSTATIC P_222



Con alimentazione elettrica
With power supply
Sur secteur
Mit energie versorgung



RWIT2895ZZ20 N° 63

Electronic

Electronic washbasin tap



- IS IT 6576 IS ZZ ZZ
- 01 IT 6576 01 ZZ ZZ
- 03 IT 6576 03 ZZ ZZ
- 04 IT 6576 04 ZZ ZZ

Bocca a soffitto con rosone
Ceiling spout
Bec au plafond
Deckenauslauf



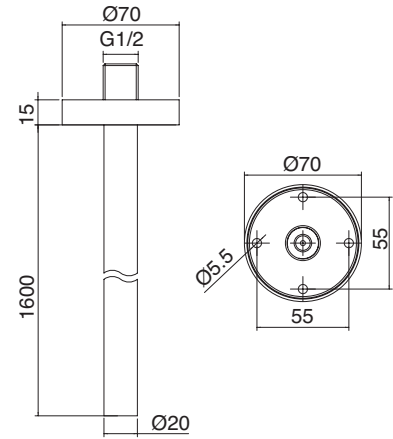
ITRTAE137ZZ



ITRTAT105ZZ



5 l/min



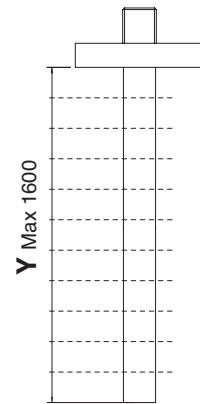
- IS IT 6576 IS ZZ YY
- 01 IT 6576 01 ZZ YY
- 03 IT 6576 03 ZZ YY
- 04 IT 6576 04 ZZ YY

"DIMENSIONI SU MISURA"
"CUSTOMIZED SIZE"
"DIMENSIONS SUR MESURE"
"LÄNGE NACH MASS"

Y:

Altezza
Height
Hauteur
Länge

= ___ cm




- IS RWIT 1310 IS 42

Bocca lavabo da terra 1056
Floor mounted spout 1056
Bec au sol 1056
Bodenmontierter Auslauf 1056



RWIT 1310 ZZ 41
PARTI INCASSO - CONCEALED BODY
CORPS À ENCASTRER - UNTERPUTZTEIL



ITRTAE158ZZ



ITRTAT120ZZ



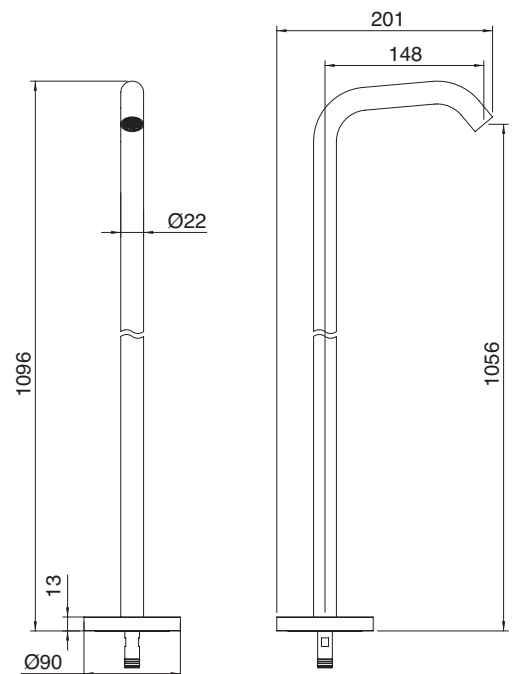
6 l/min



N° 32



P_348



5mm

22mm

28mm

3.6

WaterTube

40mm

Electronic

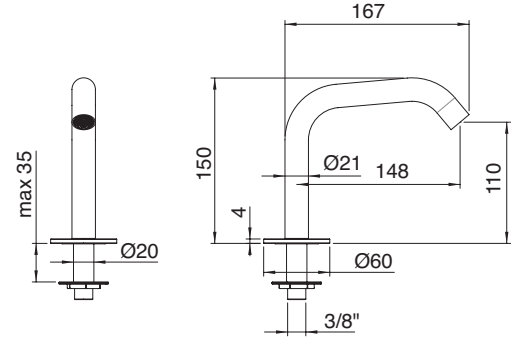
Electronic washbasin tap

5mm



- IS RWIT 1310 IS 10
- 01 RWIT 1310 01 10
- 03 RWIT 1310 03 10
- 04 RWIT 1310 04 10

Bocca lavabo da piano 110
Deck-mtd spout 110
Bec sur gorge 110
Einlauf 110



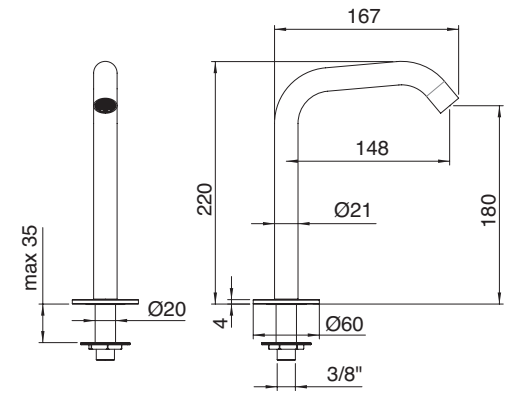
22mm

28mm



- IS RWIT 1310 IS 20
- 01 RWIT 1310 01 20
- 03 RWIT 1310 03 20
- 04 RWIT 1310 04 20

Bocca lavabo da piano 180
Deck-mtd spout 180
Bec sur gorge 180
Einlauf 180



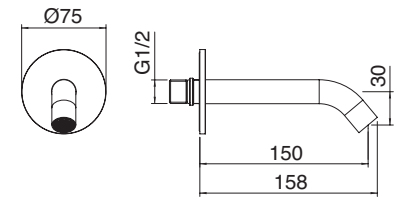
3.6

WaterTube



- IS IT 1363 IS ZZ ZZ
- 01 IT 1363 01 ZZ ZZ
- 03 IT 1363 03 ZZ ZZ
- 04 IT 1363 04 ZZ ZZ

Bocca a muro 150
Wall-mtb spout 150
Bec mural 150
Einlauf Wandmontage 150

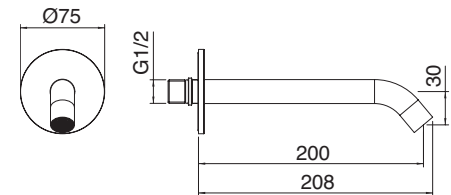


40mm



- IS IT 1361 IS ZZ ZZ
- 01 IT 1361 01 ZZ ZZ
- 03 IT 1361 03 ZZ ZZ
- 04 IT 1361 04 ZZ ZZ

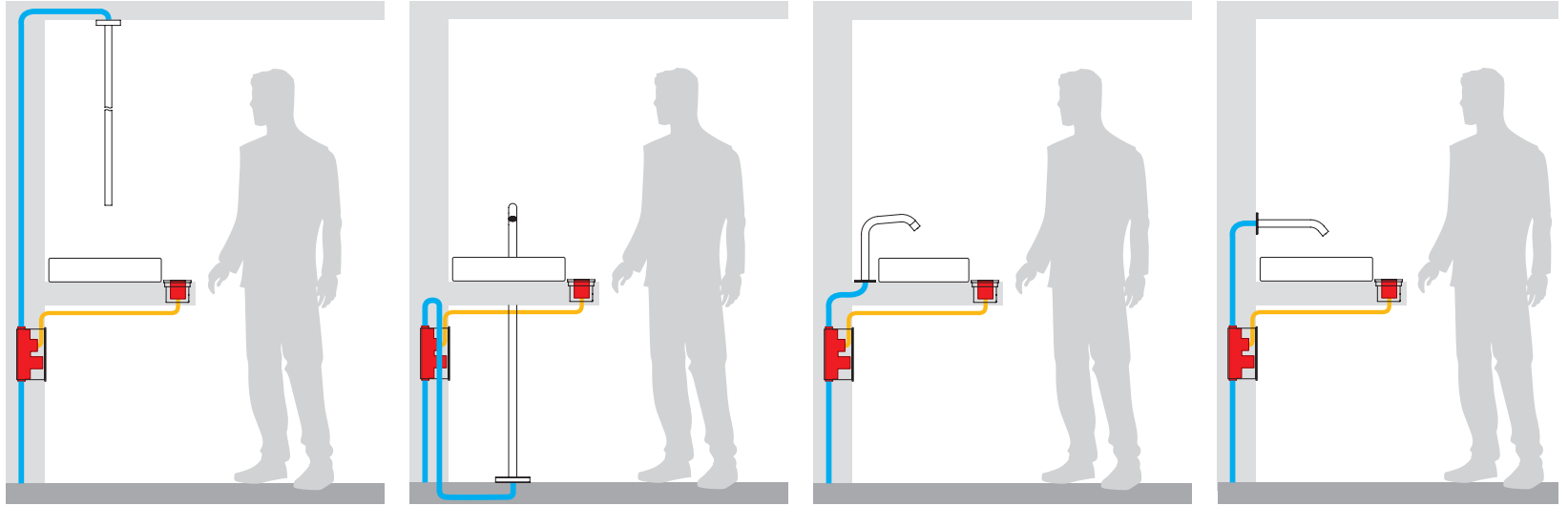
Bocca a muro 200
Wall-mtb spout 200
Bec mural 200
Einlauf Wandmontage 200



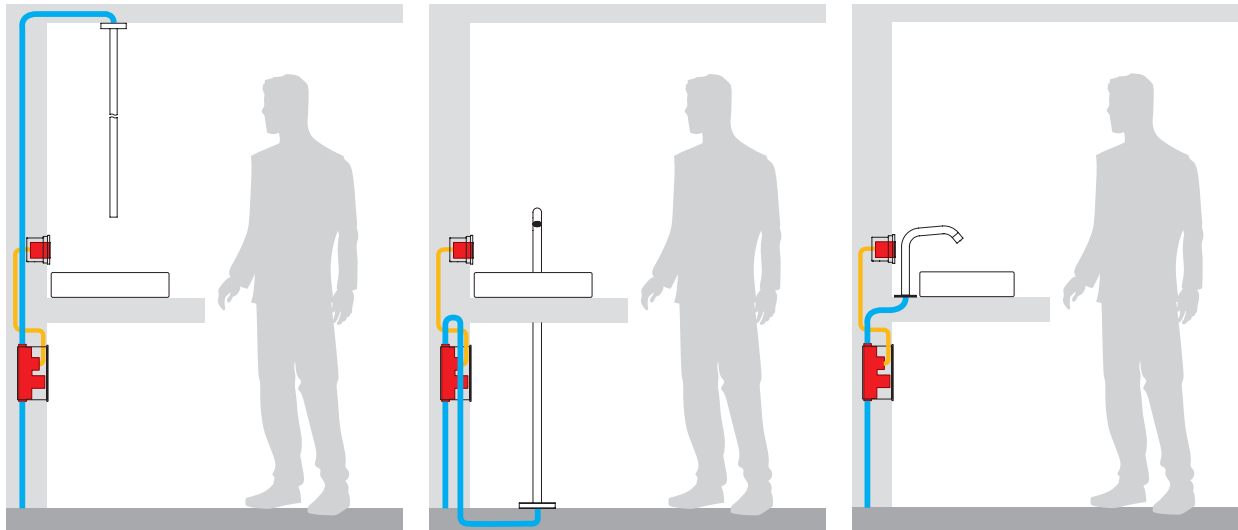
Electronic

Electronic washbasin tap

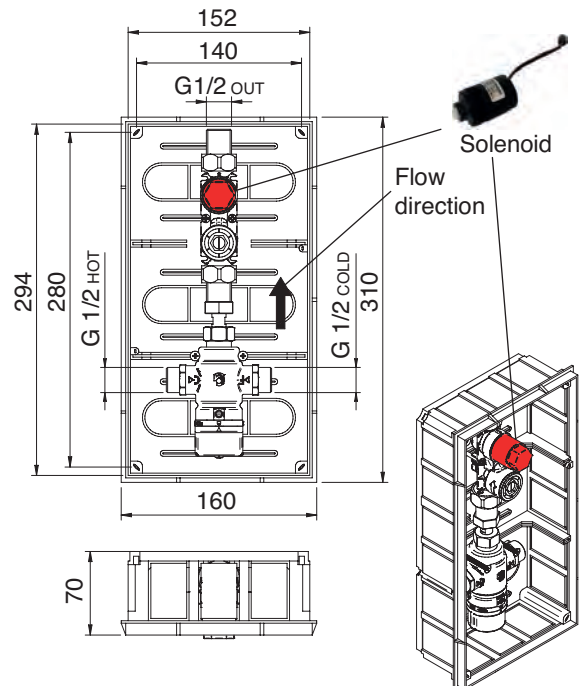
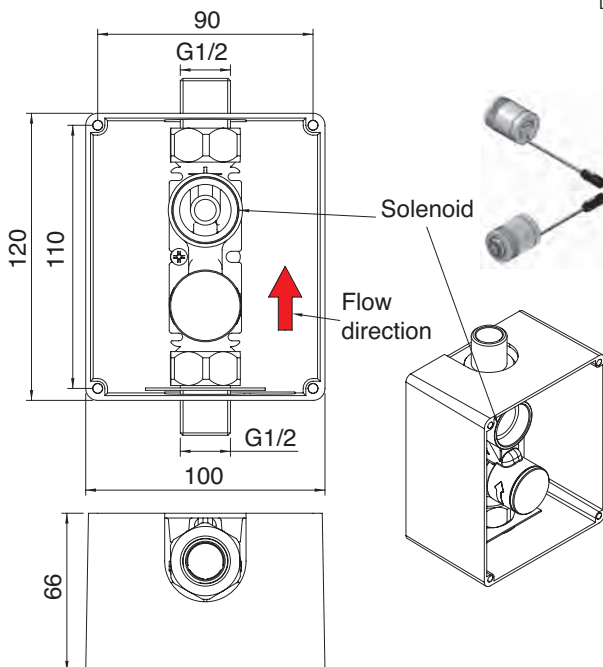
Sensore a infrarossi da piano
Counter top infrared sensor
Détecteur infrarouge sur gorge
Waschtisch Infrarot Sensorik



Sensore a infrarossi da muro
Wall mounted infrared sensor
Capteur à infrarouge mural
UP Infrarot Sensorik



Dettagli della scatola a scomparsa
Concealed Box details
Détails du boîtier caché
Details der verdeckten Dose



● STANDARD

● THERMOSTATIC

5mm

22mm

28mm

3.6

WaterTube

40mm

Electronic

Electronic washbasin tap

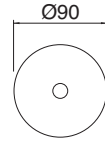
5mm

- IS RWIT 13C5 IS 99
- 01 RWIT 13C5 01 99
- 03 RWIT 13C5 03 99
- 04 RWIT 13C5 04 99

Borchia per bocca a muro
Flange for wall-mtd. spout
Rosace pour bec mural
Flansch für Wandauslauf

Per - For - Pour - Für
IT 1363 __ ZZ ZZ - IT 1361 __ ZZ ZZ
IT 1363 __ ZZ HF - IT 1361 __ ZZ HF

22mm



28mm

3.6

WaterTube

40mm

Electronic



Electronic washbasin tap

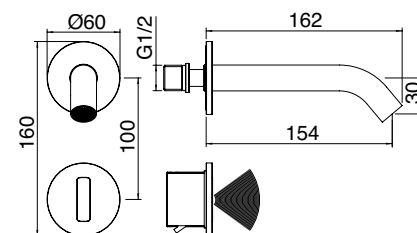
- IS RWIT 1395 IS 02
- 01 RWIT 1395 01 02
- 03 RWIT 1395 03 02
- 04 RWIT 1395 04 02

+ ● RWIT 1395 ZZ 01 - STANDARD P_222

+ ● RWIT 1395 ZZ MX - THERMOSTATIC P_222

● PARTI INCASSO - CONCEALED BODY
CORPS À ENCASTRER - UNTERPUTZTEIL

Rubinetto elettronico con fotocellula per lavabo 154
Electronic washbasin tap 154
Robinet lavabo avec commande par cellule électronique 154
Elektronischer Waschtisch Armaturen 154



Batteria
Battery
Pile
Batterie



5mm

22mm

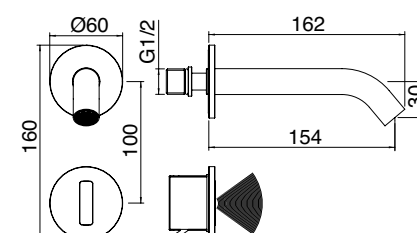
- IS RWIT 1395 IS EL
- 01 RWIT 1395 01 EL
- 03 RWIT 1395 03 EL
- 04 RWIT 1395 04 EL

+ ● RWIT 1395 ZZ 01 - STANDARD P_222

+ ● RWIT 1395 ZZ MX - THERMOSTATIC P_222

● PARTI INCASSO - CONCEALED BODY
CORPS À ENCASTRER - UNTERPUTZTEIL

Rubinetto elettronico con fotocellula per lavabo 154
Electronic washbasin tap 154
Robinet lavabo avec commande par cellule électronique 154
Elektronischer Waschtisch Armaturen 154



Con alimentazione elettrica
With power supply
Sur secteur
Mit energie versorgung



28mm

3.6

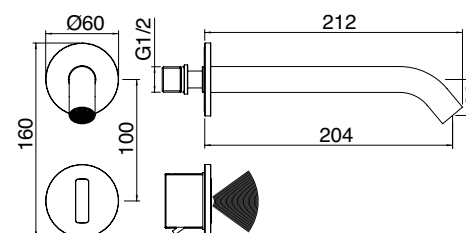
- IS RWIT 1396 IS 02
- 01 RWIT 1396 01 02
- 03 RWIT 1396 03 02
- 04 RWIT 1396 04 02

+ ● RWIT 1395 ZZ 01 - STANDARD P_222

+ ● RWIT 1395 ZZ MX - THERMOSTATIC P_222

● PARTI INCASSO - CONCEALED BODY
CORPS À ENCASTRER - UNTERPUTZTEIL

Rubinetto elettronico con fotocellula per lavabo 204
Electronic washbasin tap 204
Robinet lavabo avec commande par cellule électronique 204
Elektronischer Waschtisch Armaturen 204



Batteria
Battery
Pile
Batterie



WaterTube

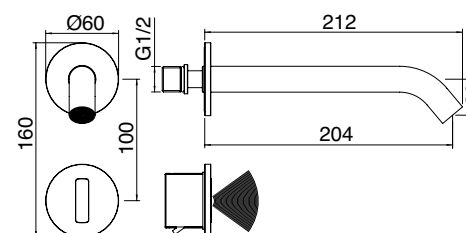
- IS RWIT 1396 IS EL
- 01 RWIT 1396 01 EL
- 03 RWIT 1396 03 EL
- 04 RWIT 1396 04 EL

+ ● RWIT 1395 ZZ 01 - STANDARD P_222

+ ● RWIT 1395 ZZ MX - THERMOSTATIC P_222

● PARTI INCASSO - CONCEALED BODY
CORPS À ENCASTRER - UNTERPUTZTEIL

Rubinetto elettronico con fotocellula per lavabo 204
Electronic washbasin tap 204
Robinet lavabo avec commande par cellule électronique 204
Elektronischer Waschtisch Armaturen 204



Con alimentazione elettrica
With power supply
Sur secteur
Mit energie versorgung



40mm


Electronic

Electronic washbasin tap

5mm

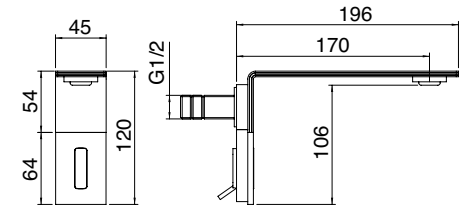
- IS RWIT 2895 IS 02
- 01 RWIT 2895 01 02
- 03 RWIT 2895 03 02
- 04 RWIT 2895 04 02

- + ● RWIT 2895 ZZ 01 - STANDARD P_223
- + ● RWIT 2895 ZZ MX - THERMOSTATIC P_223

 PARTI INCASSO - CONCEALED BODY
CORPS À ENCASTRER - UNTERPUTZTEIL

Rubinetto elettronico con fotocellula per lavabo 170
Electronic washbasin tap 170
Robinet lavabo avec commande par cellule électronique 170
Elektronischer Waschtisch Arnaturen 170

 Batteria
Battery
Pile
Batterie




22mm




28mm

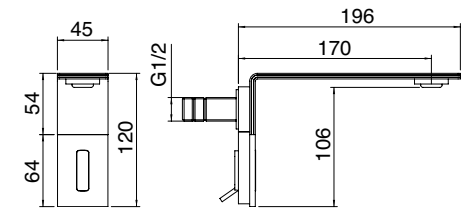
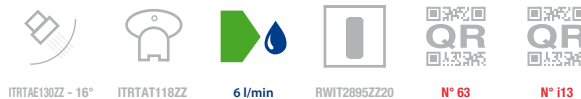
- IS RWIT 2895 IS EL
- 01 RWIT 2895 01 EL
- 03 RWIT 2895 03 EL
- 04 RWIT 2895 04 EL

- + ● RWIT 2895 ZZ 01 - STANDARD P_223
- + ● RWIT 2895 ZZ MX - THERMOSTATIC P_223

 PARTI INCASSO - CONCEALED BODY
CORPS À ENCASTRER - UNTERPUTZTEIL

Rubinetto elettronico con fotocellula per lavabo 170
Electronic washbasin tap 170
Robinet lavabo avec commande par cellule électronique 170
Elektronischer Waschtisch Arnaturen 170

 Con alimentazione elettrica
With power supply
Sur secteur
Mit energie versorgung




3.6



WaterTube

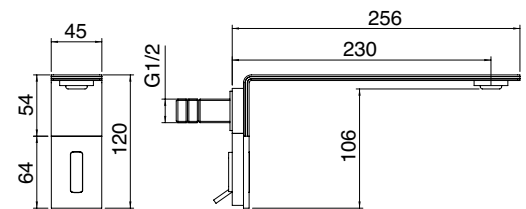
- IS RWIT 2896 IS 02
- 01 RWIT 2896 01 02
- 03 RWIT 2896 03 02
- 04 RWIT 2896 04 02

- + ● RWIT 2895 ZZ 01 - STANDARD P_223
- + ● RWIT 2895 ZZ MX - THERMOSTATIC P_223

 PARTI INCASSO - CONCEALED BODY
CORPS À ENCASTRER - UNTERPUTZTEIL

Rubinetto elettronico con fotocellula per lavabo 230
Electronic washbasin tap 230
Robinet lavabo avec commande par cellule électronique 230
Elektronischer Waschtisch Arnaturen 230

 Batteria
Battery
Pile
Batterie




40mm




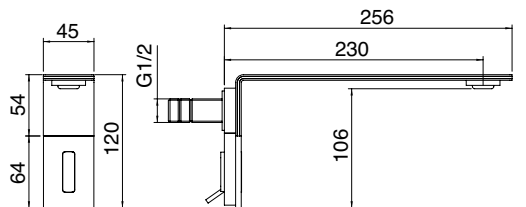
- IS RWIT 2896 IS EL
- 01 RWIT 2896 01 EL
- 03 RWIT 2896 03 EL
- 04 RWIT 2896 04 EL

- + ● RWIT 2895 ZZ 01 - STANDARD P_223
- + ● RWIT 2895 ZZ MX - THERMOSTATIC P_223

 PARTI INCASSO - CONCEALED BODY
CORPS À ENCASTRER - UNTERPUTZTEIL

Rubinetto elettronico con fotocellula per lavabo 230
Electronic washbasin tap 230
Robinet lavabo avec commande par cellule électronique 230
Elektronischer Waschtisch Arnaturen 230

 Con alimentazione elettrica
With power supply
Sur secteur
Mit energie versorgung



Electronic





RWIT 2896 03 02

Electronic

40mm

WaterTube

3.6

28mm

22mm

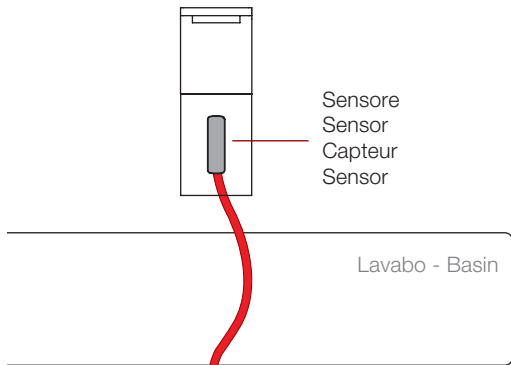
5mm

Electronic washbasin tap


5mm

Configurazione per batteria e trasformatore da 220V:
 Cavo originale (batteria all'interno della scatola del solenoide)
 Configuration for battery and 220V transformer:
 Original cable (battery inside the solenoid box)
 Configuration pour la batterie et le transformateur 220 V :
 Câble original (la batterie est dans le boîtier de l'électrovanne)
 Konfiguration für Batterie und 220V -Transformator:
 Original-Kabel (Batterie in der Relais-Dose)

22mm



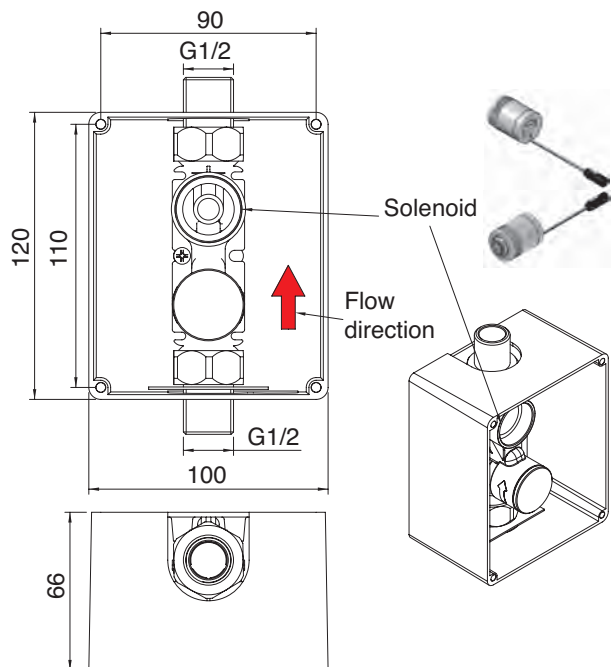
28mm



Scatola a scomparsa con elettrovalvola e batteria
 Concealed Box with solenoid valve and battery
 Boîtier caché avec électrovanne et batterie
 Verdeckte Dose mit Magnetventil und Batterie

3.6

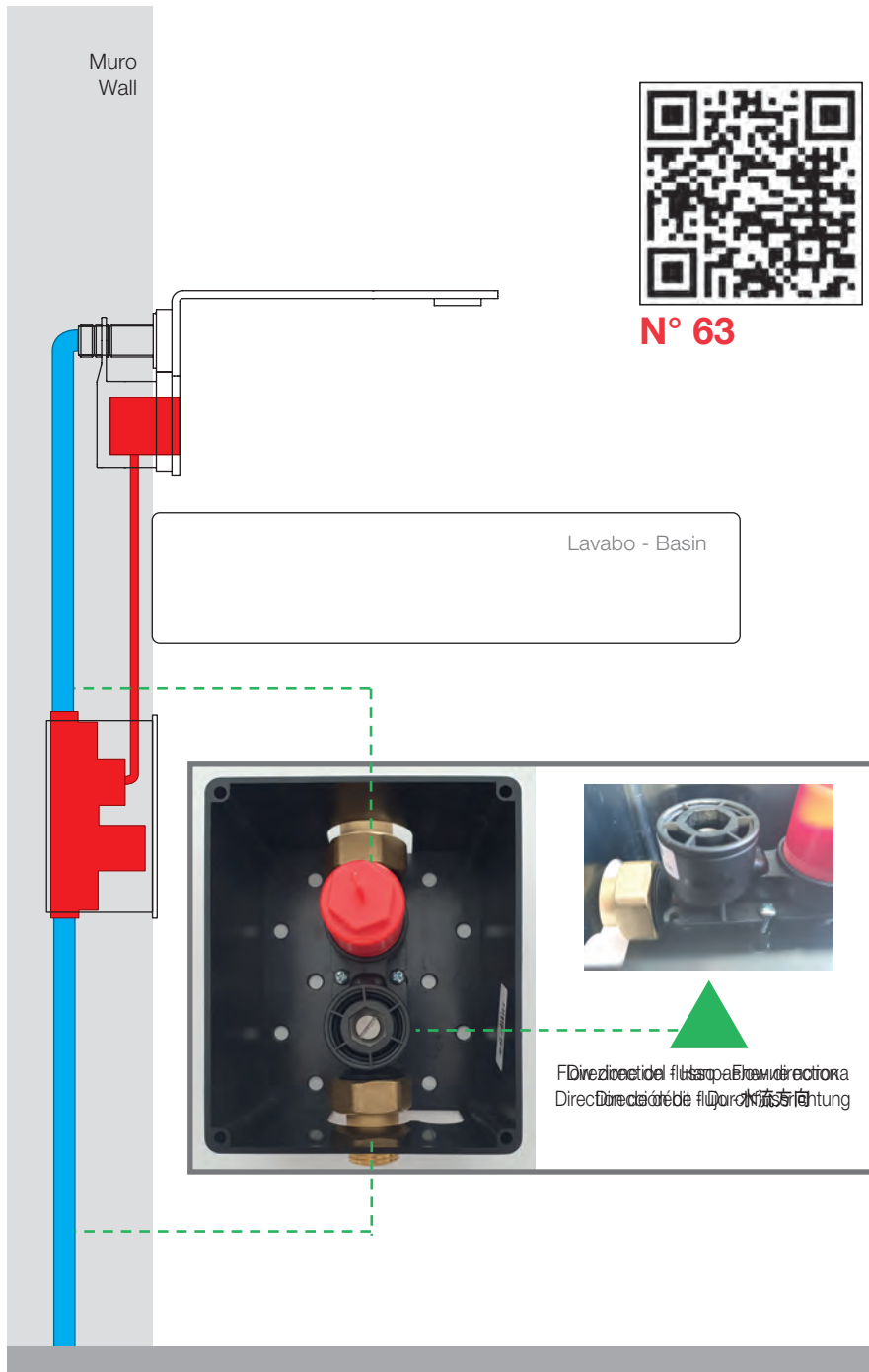
WaterTube



Dettagli della scatola a scomparsa
 Concealed Box details
 Détails du boîtier caché
 Details der verdeckten Dose

40mm

Electronic



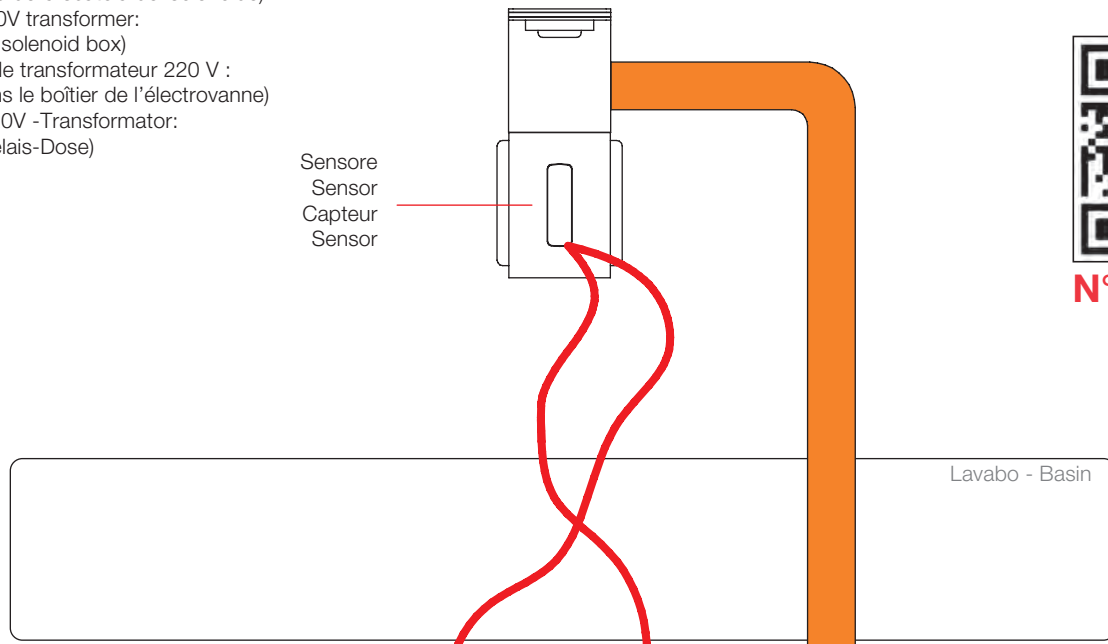
Configurazione per trasformatore da 220V
 Configuration for 220V transformer
 Configuration pour le transformateur 220 V
 Konfiguration für 220V-Transformation



Scatola elettrica resistente all'acqua
 Waterproof electric box
 Boîtier électrique étanche
 Wasserdichter Schaltkasten

Electronic washbasin tap

Configurazione per batteria e trasformatore da 220V:
 Cavo originale (batteria all'interno della scatola del solenoide)
 Configuration for battery and 220V transformer:
 Original cable (battery inside the solenoid box)
 Configuration pour la batterie et le transformateur 220 V :
 Câble original (la batterie est dans le boîtier de l'électrovanne)
 Konfiguration für Batterie und 220V - Transformator:
 Original-Kabel (Batterie in der Relais-Dose)

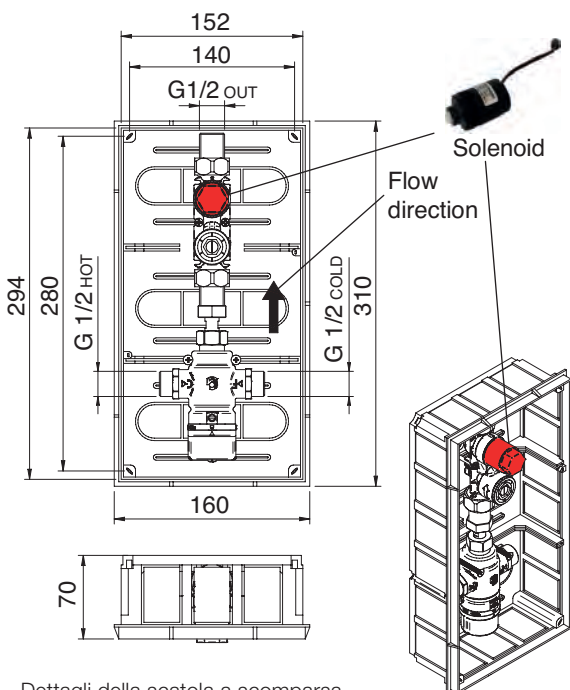
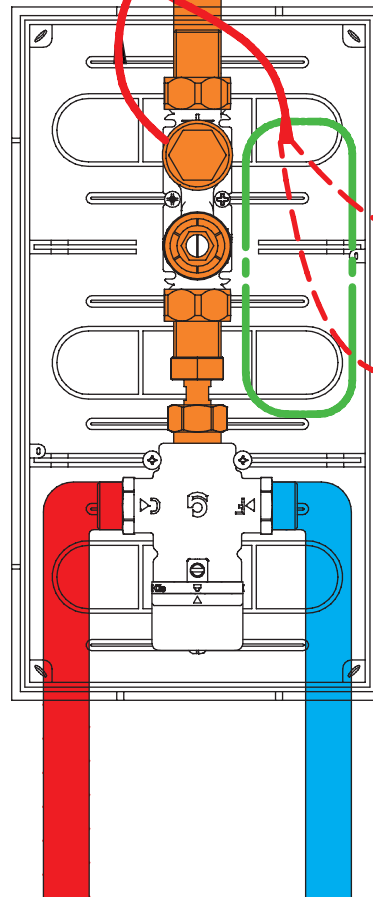


N° 63

Batteria per rubinetti elettronici
 Battery for electronic taps
 Pile pour robinets électroniques
 Batterie für elektronische Wasserhähne



Trasformatore per rubinetti elettronici
 Transformer for electronic taps
 Transformateur pour robinets électroniques
 Transformator für elektronische Wasserhähne



Dettagli della scatola a scomparsa
 Concealed Box details
 Détails du boîtier caché
 Details der verdeckten Dose

Scatola a scomparsa con elettrovalvola / batteria / snodo a T con termostatico
 Concealed Box with solenoid valve / battery / T-Joint with thermostatic
 Boîtier caché avec électrovanne / batterie / Jonction en T avec thermostatique
 Verdeckte Dose mit Magnetventil / Batterie / T-förmiges Thermostat

5mm

22mm

28mm

3.6


WaterTube

40mm

Electronic

Electronic washbasin tap

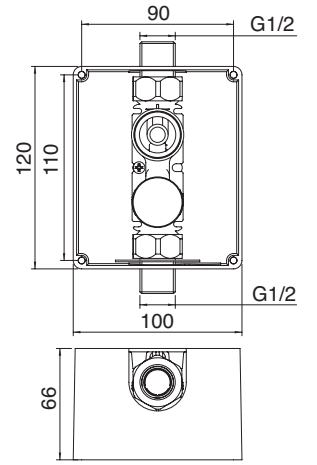
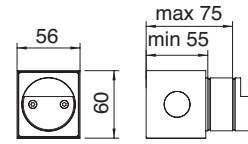
5mm



ZZ RWIT 6B95 ZZ 01


Rubinetto elettronico con fotocellula per lavabo - Parti incasso
 Electronic washbasin mixer - Concealed body
 Robinet lavabo avec commande par cellule électronique - Corps à encastrer
 Elektronischer Waschtischmischer - Unterputzteil

● STANDARD
 STANDARD
 STANDARD
 STANDARD



22mm

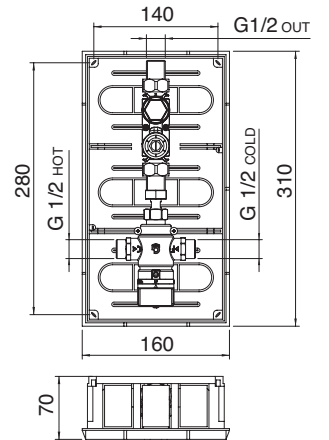
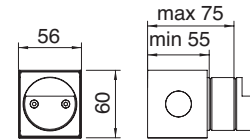
28mm



ZZ RWIT 6B95 ZZ MX

Rubinetto elettronico con fotocellula per lavabo - Parti incasso
 Electronic washbasin mixer - Concealed body
 Robinet lavabo avec commande par cellule électronique - Corps à encastrer
 Elektronischer Waschtischmischer - Unterputzteil

● THERMOSTATICO
 THERMOSTATIC
 THERMOSTATIQUE
 THERMOSTATISCH



3.6


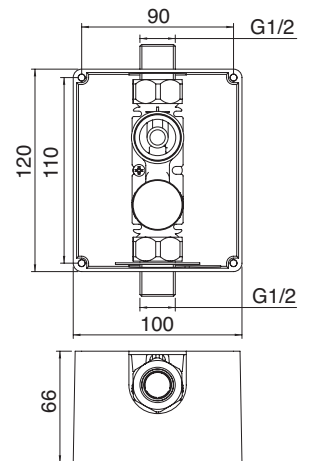
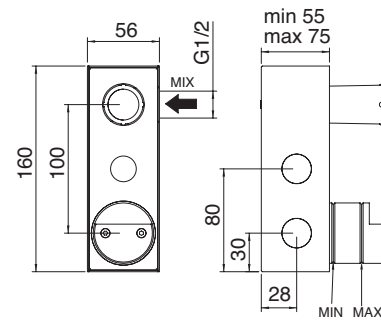
WaterTube



ZZ RWIT 1395 ZZ 01


Rubinetto elettronico con fotocellula per lavabo - Parti incasso
 Electronic washbasin mixer - Concealed body
 Robinet lavabo avec commande par cellule électronique - Corps à encastrer
 Elektronischer Waschtischmischer - Unterputzteil

● STANDARD
 STANDARD
 STANDARD
 STANDARD



40mm

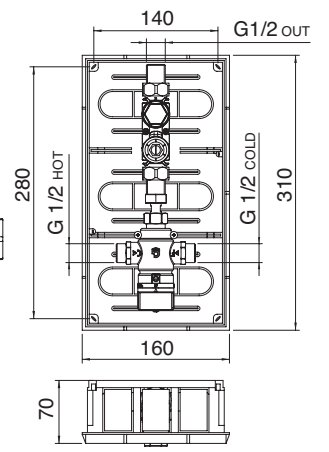
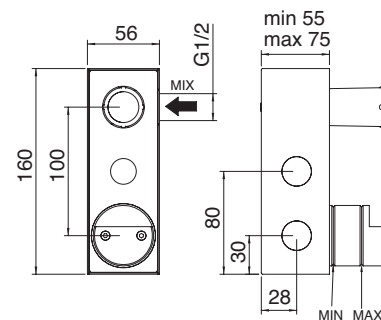
Electronic



ZZ RWIT 1395 ZZ MX

Rubinetto elettronico con fotocellula per lavabo - Parti incasso
 Electronic washbasin mixer - Concealed body
 Robinet lavabo avec commande par cellule électronique - Corps à encastrer
 Elektronischer Waschtischmischer - Unterputzteil

● THERMOSTATICO
 THERMOSTATIC
 THERMOSTATIQUE
 THERMOSTATISCH



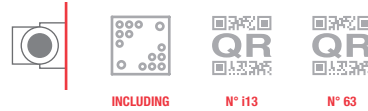
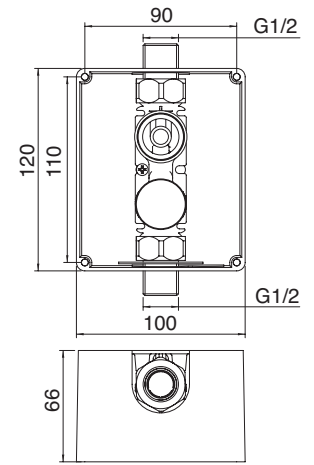
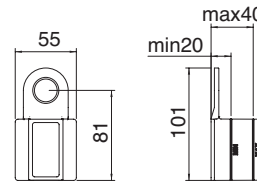
Electronic washbasin tap

ZZ RWIT 2895 ZZ 01

Rubinetto elettronico con fotocellula per lavabo - Parti incasso
 Electronic washbasin mixer - Concealed body
 Mitigeur lavabo avec commande par cellule électronique - Corps à encastrer
 Elektronischer Waschtischmischer - Unterputzteil



● STANDARD
 STANDARD
 STANDARD
 STANDARD



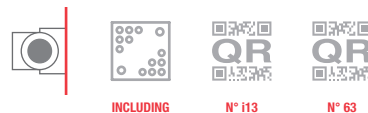
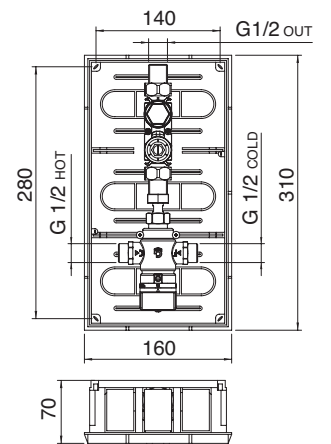
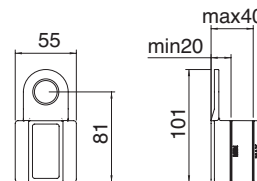
INCLUDING N° 113 N° 63

ZZ RWIT 2895 ZZ MX

Rubinetto elettronico con fotocellula per lavabo - Parti incasso
 Electronic washbasin mixer - Concealed body
 Mitigeur lavabo avec commande par cellule électronique - Corps à encastrer
 Elektronischer Waschtischmischer - Unterputzteil



● THERMOSTATIC
 THERMOSTATIC
 THERMOSTATIQUE
 THERMOSTATISCH




INCLUDING N° 113 N° 63

ZZ IT RTEL 026 ZZ 02

Corpo incasso con sede elettrovalvola
 Concealed body with solenoid valve site
 Corps à encastrer avec siège pour électrovanne
 UP-Teil mit Sitz für Magnetventil



● STANDARD
 STANDARD
 STANDARD
 STANDARD




INCLUDING N° 63

ZZ RWIT 2895 ZZ 05

Corpo incasso con sede elettrovalvola
 Concealed body with solenoid valve site
 Corps à encastrer avec siège pour électrovanne
 UP-Teil mit Sitz für Magnetventil



● THERMOSTATIC
 THERMOSTATIC
 THERMOSTATIQUE
 THERMOSTATISCH



INCLUDING N° 63

5mm

22mm

28mm

3.6

WaterTube

40mm

Electronic

Electronic washbasin tap

5mm



ZZ RWIT 2895 ZZ 10

Ricambio Art.:
Spare part Art.:
Pièces de rechange Art.:
Ersatz Art.:

RWIT2895__02 / RWIT2896__02 / RWIT1395__02 / RWIT1396__02 / RWIT1395__10 / RWIT1395__20



22mm



ZZ RWIT 2895 ZZ 20

Ricambio Art.:
Spare part Art.:
Pièces de rechange Art.:
Ersatz Art.:

RWIT2895__EL / RWIT2896__EL / RWIT1395__EL / RWIT1396__EL / RWIT1395__30 / RWIT1395__40



28mm



ZZ IT RTEL 024 ZZ

Ricambio Art.:
Spare part Art.:
Pièces de rechange Art.:
Ersatz Art.:

IT 1315 __ ZZ ZZ



3.6



ZZ IT RTEL 027 ZZ

Ricambio Art.:
Spare part Art.:
Pièces de rechange Art.:
Ersatz Art.:

IT 1315 __ ZZ EL



WaterTube



ZZ IT RTEL 026 ZZ 10

Trasformatore per rubinetti elettronici
Transformer for electronic taps
Transformateur pour robinets électroniques
Transformator für elektronische Wasserhähne



40mm



ZZ IT RTEL 027 ZZ 01

Centralina di miscelazione
Electronic mixer control unit
Centrale électronique de mélange
Elektronischen Mischereinheit



Electronic

Electronic washbasin tap

ZZ IT RTEL 026 ZZ 04

Cavo di prolunga per centralina elettronica 1,2 m
Extension cable for electronic control unit 1,2 m
Câble de rallonge pour boîtier de commande 1,2 m
Verlängerungskabel für elektronische Steuereinheit 1,2 m



ZZ IT RTEL 027 ZZ 04

Batteria per rubinetti elettronici
Battery for electronic taps
Pile pour robinets électroniques
Batterie für elektronische Wasserhähne



ZZ IT RTEL 026 ZZ 01

Fotocellula per centralina di miscelazione
Electronic sensor for control unit
Cellule électronique pour centrale de mélange
Fotozelle für elektronischen Mischereinheit



ZZ IT RTEL 027 ZZ 03

Fotocellula articoli da piano
Electronic sensor for standing items
Cellule électronique pour articles à poser
Fotozelle



ZZ IT RTEL 026 ZZ 03

Elettrovalvola selenoide
Solenoid valve
Électrovanne (solénoïde)
Magnet ventil



ZZ IT RTEL 027 ZZ 02

Trasformatore per centralina di miscelazione con collegamento 220
Transformer for electronic control unit with 220 connector
Transformateur pour centrale électronique de mélange avec connecteur 220 V
Transformator für elektrische Wasserhähne mit 220-volt Anschluss



5mm

22mm

28mm

3.6

WaterTube

40mm

Electronic

Electronic washbasin tap

5mm

22mm



- IS IT 1355 IS ZZ ZZ
- 01 IT 1355 01 ZZ ZZ
- 03 IT 1355 03 ZZ ZZ
- 04 IT 1355 04 ZZ ZZ

Dosatore elettronico con fotocellula
 Electronic liquid soap dispenser
 Distributeur de savon liquide avec commande par cellule électronique
 Elektronischer Seifenspender

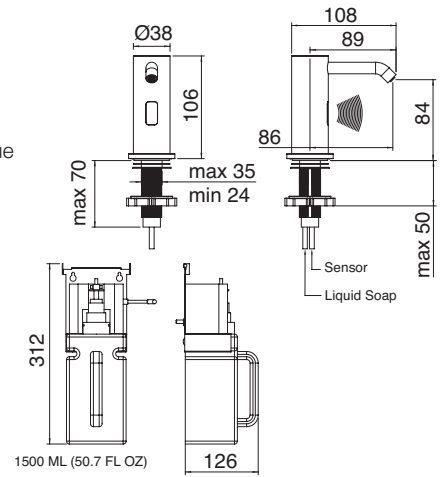
ONLY LIQUID SOAP



Con alimentazione elettrica
 With power supply
 Sur secteur
 Mit energie versorgung



RWIT1355ZZ04



28mm



ZZ RWIT 1355 ZZ 04

Fotocellula per dosatore elettronico
 Electronic sensor for liquid soap dispenser
 Cellule électronique pour distributeur de savon
 Fotozelle für elektronischen Mischereinheit



ZZ RWIT 1355 ZZ 05

Centralina di controllo
 Control unit
 Unité de contrôle
 Steuereinheit

3.6



ZZ RWIT 1355 ZZ 03

Pompetta per dosatore sapone
 Pump for soap dispenser
 Pompe pour distributeur de savon
 Ersatzpumpe für Seifenspender



ZZ RWIT 1355 ZZ 07

Aeratore per sapone liquido
 Liquid soap aerator
 Aérateur pour savon liquide
 Perlator für Flüssigseife

WaterTube



ZZ RWIT 1355 ZZ 06

Trasformatore per dispenser elettronico
 Trasformer for electronic dispenser
 Transformateur pour distributeur de savon
 Transformator für Seifenspender

40mm

Electronic

W-Touch

design by Giampiero Castagnoli

inox IS
gun metal - PVD 01
bronze - PVD 03
yellow gold - PVD 04

RWIT 1B94 IS 01 + RWIT 2BF6 IS 25
+ IT RTBR 407 IS

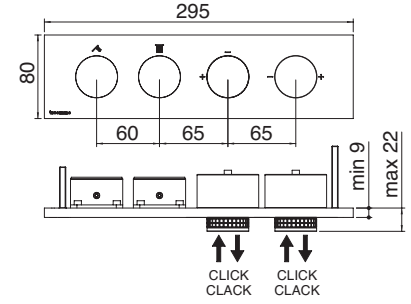
W-Touch

- IS RWIT 1B89 IS 01
- 01 RWIT 1B89 01 01
- 03 RWIT 1B89 03 01
- 04 RWIT 1B89 04 01

Miscelatore monocomando 2 uscite
2 ways concealed mixer
Mitigeur à encastrer à 2 sorties
EHM UP mit 2 Wege



- RWIT 1B89 ZZ 30**
- + PARTI INCASSO - CONCEALED BODY
- CORPS À ENCASTRER - UNTERPUTZTEIL



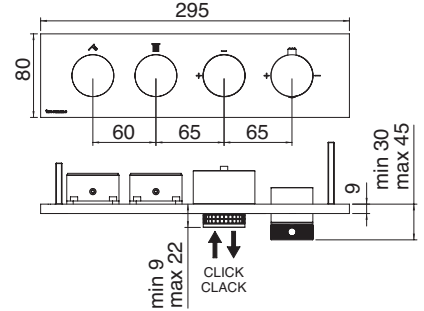
ITRTVT277ZZ ON-OFF ITRTVT308ZZ x2 FLOW ITRTVT309ZZ ON-OFF RWIT1B89ZZ50 x2 FLOW RWIT1B89ZZ54 RWIT2B89ZZ55 MAX 15 l/min MAX 19 l/min TOT - 21 l/min 2 IN - 2 OUT N° 79 P_356

- IS RWIT 1B86 IS 01
- 01 RWIT 1B86 01 01
- 03 RWIT 1B86 03 01
- 04 RWIT 1B86 04 01

Termostatico incasso 2 uscite
2 ways concealed thermostatic
Thermostatique à encastrer à 2 sorties
UP-Thermostat mit 2 Wege



- RWIT 1B86 ZZ 30**
- + PARTI INCASSO - CONCEALED BODY
- CORPS À ENCASTRER - UNTERPUTZTEIL



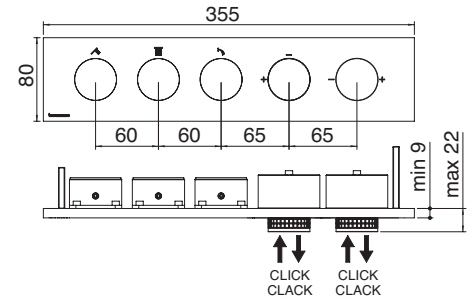
ITRTVT175ZZ ON-OFF ITRTVT308ZZ x2 FLOW ITRTVT309ZZ ON-OFF RWIT1B89ZZ50 x2 FLOW RWIT1B89ZZ54 RWIT2B86_55 MAX 15 l/min MAX 18 l/min TOT - 20 l/min 2 IN - 2 OUT N° 79 P_356

- IS RWIT 1B90 IS 01
- 01 RWIT 1B90 01 01
- 03 RWIT 1B90 03 01
- 04 RWIT 1B90 04 01

Miscelatore monocomando 3 uscite
3 ways concealed mixer
Mitigeur à encastrer à 3 sorties
EHM UP mit 3 Wege



- RWIT 1B90 ZZ 30**
- + PARTI INCASSO - CONCEALED BODY
- CORPS À ENCASTRER - UNTERPUTZTEIL



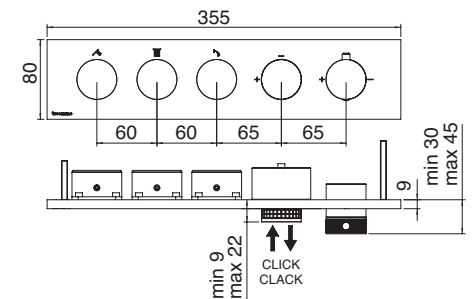
ITRTVT277ZZ ON-OFF ITRTVT308ZZ x3 FLOW ITRTVT309ZZ ON-OFF RWIT1B89ZZ50 x3 FLOW RWIT1B89ZZ54 RWIT2B89ZZ55 MAX 15 l/min MAX 18 l/min MAX 20 l/min TOT - 20 l/min 2 IN - 3 OUT N° 79 P_356

- IS RWIT 1B94 IS 01
- 01 RWIT 1B94 01 01
- 03 RWIT 1B94 03 01
- 04 RWIT 1B94 04 01

Termostatico incasso 3 uscite
3 ways concealed thermostatic
Thermostatique à encastrer avec 3 sorties
UP-Thermostat mit 3 Wege



- RWIT 1B94 ZZ 30**
- + PARTI INCASSO - CONCEALED BODY
- CORPS À ENCASTRER - UNTERPUTZTEIL



ITRTVT175ZZ ON-OFF ITRTVT308ZZ x3 FLOW ITRTVT309ZZ ON-OFF RWIT1B89ZZ50 x3 FLOW RWIT1B89ZZ54 RWIT2B86_55 MAX 15 l/min MAX 18 l/min MAX 20 l/min TOT - 25 l/min 2 IN - 3 OUT N° 79 P_357







W-Touch

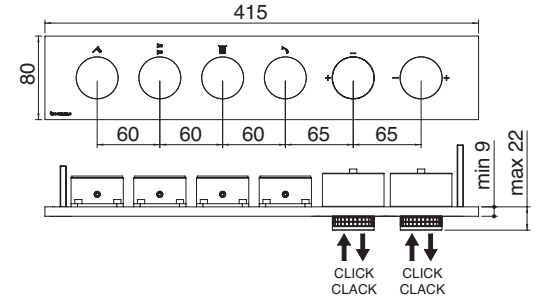
- IS RWIT 1BE4 IS 01
- 01 RWIT 1BE4 01 01
- 03 RWIT 1BE4 03 01
- 04 RWIT 1BE4 04 01

Miscelatore monocomando 4 uscite
4 ways concealed mixer
Mitigeur à encastrer à 4 sorties
EHM UP mit 4 Wege



ITRTVT277ZZ
 ITRTVT308ZZ x4
 ITRTVT309ZZ
 RWIT1B89ZZ50 x4
 RWIT1B89ZZ54
 RWIT2B89ZZ55
 MAX 15 l/min
 MAX 15 l/min
 MAX 15 l/min
 MAX 15 l/min
 TOT - 30 l/min
 2 IN - 4 OUT
 N° 79
 P_358

- RWIT 1BE4 ZZ 30**
- + PARTI INCASSO - CONCEALED BODY
- CORPS À ENCASTRER - UNTERPUTZTEIL



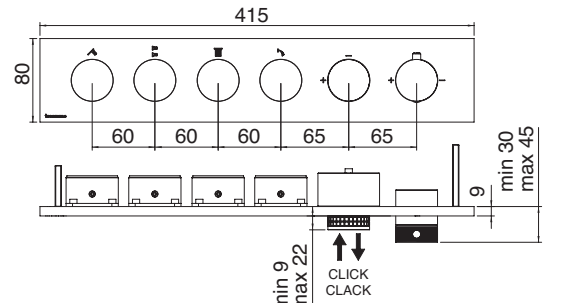
- IS RWIT 1BF4 IS 01
- 01 RWIT 1BF4 01 01
- 03 RWIT 1BF4 03 01
- 04 RWIT 1BF4 04 01

Termostatico incasso 4 uscite
4 ways concealed thermostatic
Thermostatique à encastrer avec 4 sorties
UP-Thermostat mit 4 Wege



ITRTVT175ZZ
 ITRTVT308ZZ x4
 ITRTVT309ZZ
 RWIT1B89ZZ50 x4
 RWIT1B89ZZ54
 RWIT2B86_55
 MAX 15 l/min
 MAX 15 l/min
 MAX 15 l/min
 MAX 15 l/min
 TOT - 30 l/min
 2 IN - 4 OUT
 N° 79
 P_358

- RWIT 1BF4 ZZ 30**
- + PARTI INCASSO - CONCEALED BODY
- CORPS À ENCASTRER - UNTERPUTZTEIL



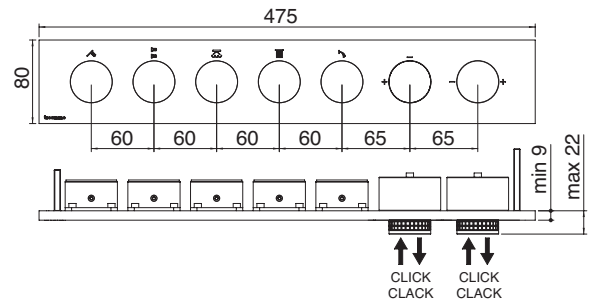
- IS RWIT 1BE5 IS 01
- 01 RWIT 1BE5 01 01
- 03 RWIT 1BE5 03 01
- 04 RWIT 1BE5 04 01

Miscelatore monocomando 5 uscite
5 ways concealed mixer
Mitigeur à encastrer à 5 sorties
EHM UP mit 5 Wege



ITRTVT277ZZ
 ITRTVT308ZZ x5
 ITRTVT309ZZ
 RWIT1B89ZZ50 x5
 RWIT1B89ZZ54
 RWIT2B89ZZ55
 MAX 15 l/min
 MAX 15 l/min
 MAX 15 l/min
 MAX 15 l/min
 MAX 15 l/min
 TOT - 35 l/min
 2 IN - 5 OUT
 N° 79
 P_358

- RWIT 1BE5 ZZ 30**
- + PARTI INCASSO - CONCEALED BODY
- CORPS À ENCASTRER - UNTERPUTZTEIL



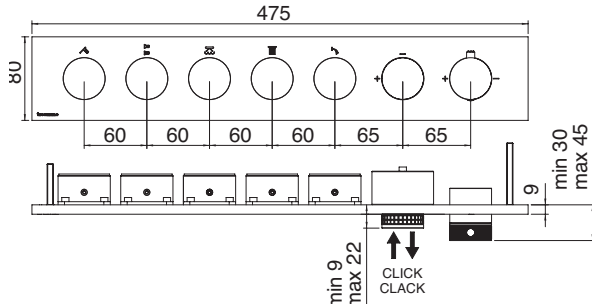
- IS RWIT 1BF5 IS 01
- 01 RWIT 1BF5 01 01
- 03 RWIT 1BF5 03 01
- 04 RWIT 1BF5 04 01

Termostatico incasso 5 uscite
5 ways concealed thermostatic
Thermostatique à encastrer avec 5 sorties
UP-Thermostat mit 5 Wege



ITRTVT175ZZ
 ITRTVT308ZZ x5
 ITRTVT309ZZ
 RWIT1B89ZZ50 x5
 RWIT1B89ZZ54
 RWIT2B86_55
 MAX 15 l/min
 MAX 15 l/min
 MAX 15 l/min
 MAX 15 l/min
 MAX 15 l/min
 TOT - 35 l/min
 2 IN - 5 OUT
 N° 79
 P_358

- RWIT 1BF5 ZZ 30**
- + PARTI INCASSO - CONCEALED BODY
- CORPS À ENCASTRER - UNTERPUTZTEIL

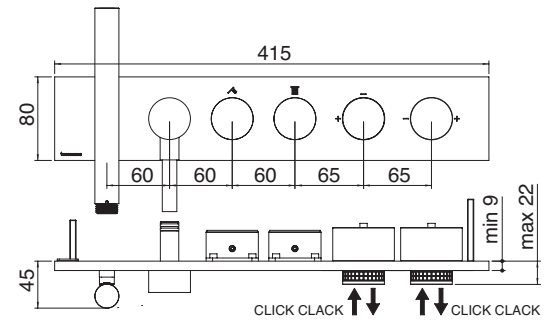




- IS RWIT 1B91 IS 01
- 01 RWIT 1B91 01 01
- 03 RWIT 1B91 03 01
- 04 RWIT 1B91 04 01

Miscelatore monocomando 2 uscite
2 ways concealed mixer
Mitigeur à encastrer à 2 sorties
EHM UP mit 2 Wege

RWIT 1B91 ZZ 30
+ PARTI INCASSO - CONCEALED BODY
CORPS À ENCASTRER - UNTERPUTZTEIL



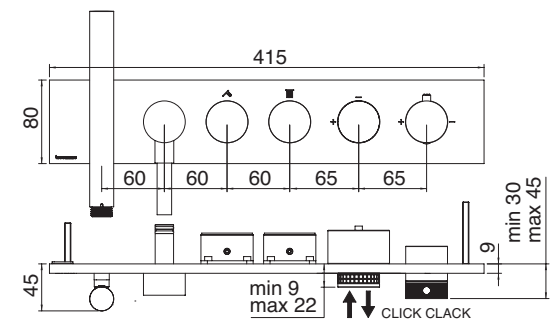
ITRTVT277ZZ ON-OFF ITRTVT308ZZ x2 FLOW ITRTVT309ZZ RWIT2B92ZZ50 ON-OFF RWIT1B89ZZ50 x2 FLOW RWIT1B89ZZ54 RWIT2B89ZZ55 1,5 M PVC METAL 8 l/min MAX 20 l/min TOT - 21 l/min 2 IN - 1 OUT N° 79 P_356



- IS RWIT 1B92 IS 01
- 01 RWIT 1B92 01 01
- 03 RWIT 1B92 03 01
- 04 RWIT 1B92 04 01

Termostatico incasso 2 uscite
2 ways concealed thermostatic
Thermostatique à encastrer avec 2 sorties
UP-Thermostat mit 2 Wege

RWIT 1B92 ZZ 30
+ PARTI INCASSO - CONCEALED BODY
CORPS À ENCASTRER - UNTERPUTZTEIL



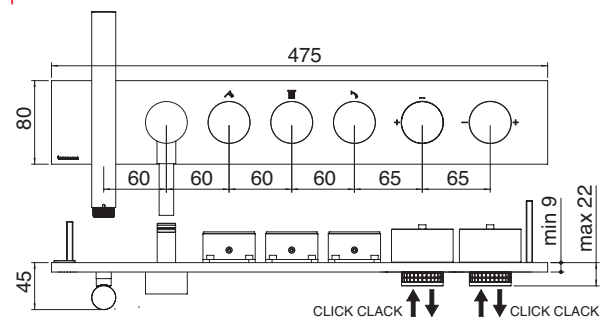
ITRTVT175ZZ ON-OFF ITRTVT308ZZ x2 FLOW ITRTVT309ZZ RWIT2B92ZZ50 ON-OFF RWIT1B89ZZ50 x2 FLOW RWIT1B89ZZ54 RWIT2B86_55 1,5 M PVC METAL 8 l/min MAX 22 l/min TOT - 25 l/min 2 IN - 1 OUT N° 79 P_357



- IS RWIT 1B97 IS 01
- 01 RWIT 1B97 01 01
- 03 RWIT 1B97 03 01
- 04 RWIT 1B97 04 01

Miscelatore monocomando 3 uscite
3 ways concealed mixer
Mitigeur à encastrer à 3 sorties
EHM UP mit 3 Wege

RWIT 1B97 ZZ 30
+ PARTI INCASSO - CONCEALED BODY
CORPS À ENCASTRER - UNTERPUTZTEIL



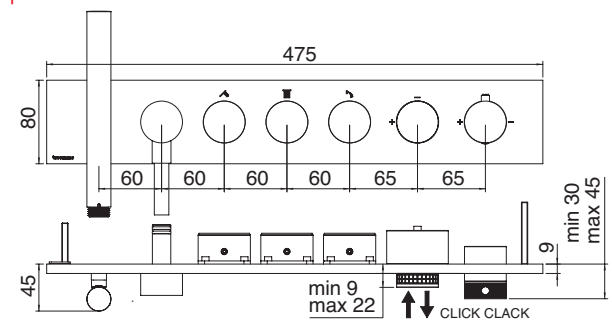
ITRTVT277ZZ ON-OFF ITRTVT308ZZ x3 FLOW ITRTVT309ZZ RWIT2B92ZZ50 ON-OFF RWIT1B89ZZ50 x3 FLOW RWIT1B89ZZ54 RWIT2B89ZZ55 1,5 M PVC METAL 8 l/min MAX 15 l/min MAX 15 l/min TOT - 25 l/min 2 IN - 2 OUT N° 79 P_357



- IS RWIT 1B98 IS 01
- 01 RWIT 1B98 01 01
- 03 RWIT 1B98 03 01
- 04 RWIT 1B98 04 01

Termostatico incasso 3 uscite
3 ways concealed thermostatic
Thermostatique à encastrer avec 3 sorties
UP-Thermostat mit 3 Wege

RWIT 1B98 ZZ 30
+ PARTI INCASSO - CONCEALED BODY
CORPS À ENCASTRER - UNTERPUTZTEIL



ITRTVT175ZZ ON-OFF ITRTVT308ZZ x3 FLOW ITRTVT309ZZ RWIT2B92ZZ50 ON-OFF RWIT1B89ZZ50 x3 FLOW RWIT1B89ZZ54 RWIT2B86_55 1,5 M PVC METAL 8 l/min MAX 15 l/min MAX 15 l/min TOT - 25 l/min 2 IN - 2 OUT N° 79 P_357



THE PACIFIC SEA legends and stories
WOODEN WOODEN CONSTRUCTIONS
last place on earth



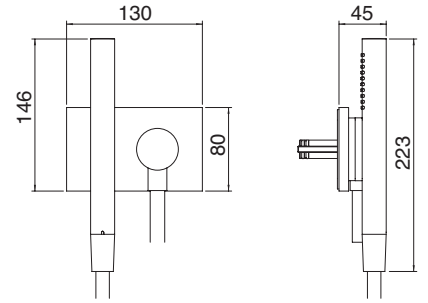
W-Touch



- IS RWIT 2BF6 IS 25
- 01 RWIT 2BF6 01 25
- 03 RWIT 2BF6 03 25
- 04 RWIT 2BF6 04 25

RWIT 2BF6 ZZ 40
 + PARTI INCASSO - CONCEALED BODY
 CORPS À ENCASTRER - UNTERPUTZTEIL

Kit gancio, flessibile, doccetta attacco a calamita
 Hook, flexible and hand shower with magnet fixing
 Kit support, flexible et douchette à fixation magnétique
 Brausehalter, Schlauch und Handbrause mit Magnetbefestigung

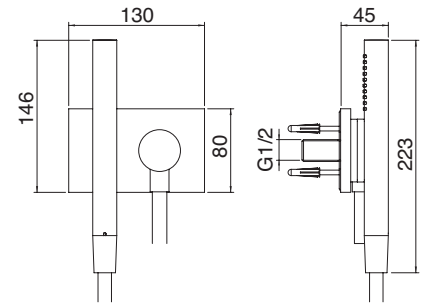


1,5 M PVC
 METAL
 RWIT2B92ZZ50
 8 l/min
 N° 65
 P_355



- IS RWIT 2BF6 IS 55
- 01 RWIT 2BF6 01 55
- 03 RWIT 2BF6 03 55
- 04 RWIT 2BF6 04 55

Kit gancio, flessibile, doccetta attacco a calamita
 Hook, flexible and hand shower with magnet fixing
 Kit support, flexible et douchette à fixation magnétique
 Brausehalter, Schlauch und Handbrause mit Magnetbefestigung



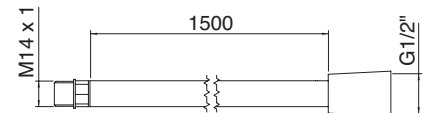
1,5 M PVC
 METAL
 1/2 M
 8 l/min

Senza corpo incasso, non consigliata per serie watt
 Without concealed box, not recommended for watt series
 Sans boîte à encastrer, non recommandé pour la série watt
 Ohne UP-Teile, nicht empfohlen für Watt-Serie



- IS IT RTFL 523 IS
- 01 IT RTFL 523 01
- 03 IT RTFL 523 03
- 04 IT RTFL 523 04

Flessibile 1,5 m PVC - W-Touch
 W-Touch - PVC 1,5 m. flexible hose
 Flexible 1,5 m en PVC - W-Touch
 Brauseschlauch m 1,5 PVC - W-Touch



1,5 M PVC



Per ulteriori composizioni doccia vedi sezione SHOWERS
For other shower fittings check the SHOWERS section
Pour d'autres solutions douche voir section SHOWERS
Für weitere duschaustattungen siehe abschnitt SHOWERS

Watt

Studio Q-BIC

- inox IS
- gun metal - PVD 01
- bronze - PVD 03
- yellow gold - PVD 04

W-Touch

Watt


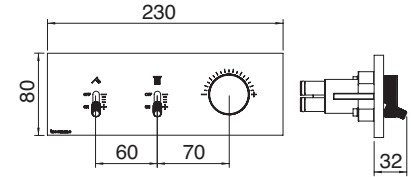




- IS RWIT 2B89 IS 01
- 01 RWIT 2B89 01 01
- 03 RWIT 2B89 03 01
- 04 RWIT 2B89 04 01

Miscelatore monocomando 2 uscite
 2 ways concealed mixer
 Mitigeur à encastrer à 2 sorties
 EHM U.P mit 2 Wege


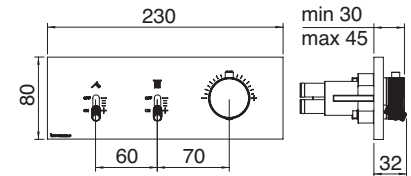
- RWIT 2B89 ZZ 30**
- + PARTI INCASSO - CONCEALED BODY
 CORPS À ENCASTREUR - UNTERPUTZTEIL



- IS RWIT 2B86 IS 01
- 01 RWIT 2B86 01 01
- 03 RWIT 2B86 03 01
- 04 RWIT 2B86 04 01

Termostatico incasso 2 uscite
 2 ways concealed thermostatic
 Thermostatique à encastrer à 2 sorties
 UP-Thermostat mit 2 Wege

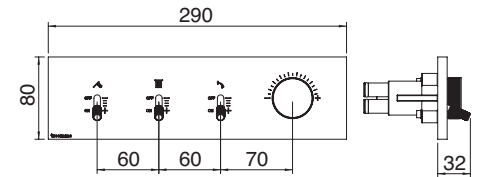
- RWIT 2B86 ZZ 30**
- + PARTI INCASSO - CONCEALED BODY
 CORPS À ENCASTREUR - UNTERPUTZTEIL



- IS RWIT 2B90 IS 01
- 01 RWIT 2B90 01 01
- 03 RWIT 2B90 03 01
- 04 RWIT 2B90 04 01

Miscelatore monocomando 3 uscite
 3 ways concealed mixer
 Mitigeur à encastrer à 3 sorties
 EHM U.P mit 3 Wege

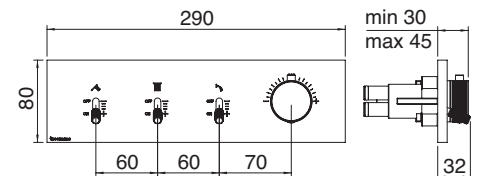
- RWIT 2B90 ZZ 30**
- + PARTI INCASSO - CONCEALED BODY
 CORPS À ENCASTREUR - UNTERPUTZTEIL



- IS RWIT 2B94 IS 01
- 01 RWIT 2B94 01 01
- 03 RWIT 2B94 03 01
- 04 RWIT 2B94 04 01


Termostatico incasso 3 uscite
 3 ways concealed thermostatic
 Thermostatique à encastrer avec 3 sorties
 UP-Thermostat mit 3 Wege

- RWIT 2B94 ZZ 30**
- + PARTI INCASSO - CONCEALED BODY
 CORPS À ENCASTREUR - UNTERPUTZTEIL





RWIT 2B86 04 01 + RWIT 2BF6 04 25

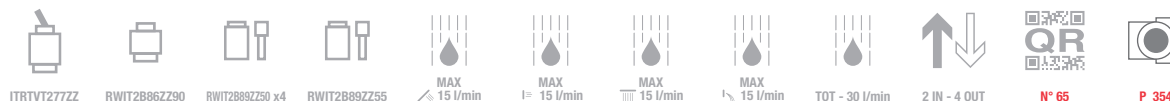
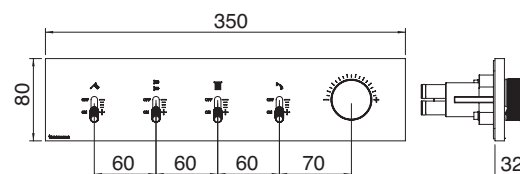


- IS RWIT 2BE4 IS 01
- 01 RWIT 2BE4 01 01
- 03 RWIT 2BE4 03 01
- 04 RWIT 2BE4 04 01

Miscelatore monocomando 4 uscite
4 ways concealed mixer
Mitigeur à encastrer à 4 sorties
EHM U.P mit 4 Wege



- RWIT 2BE4 ZZ 30**
- + PARTI INCASSO - CONCEALED BODY
- CORPS À ENCASTRER - UNTERPUTZTEIL

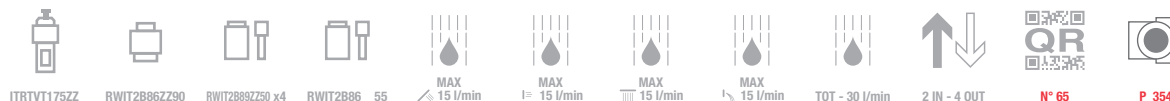
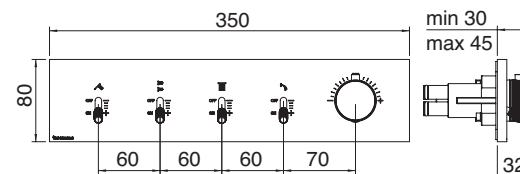


- IS RWIT 2BF4 IS 01
- 01 RWIT 2BF4 01 01
- 03 RWIT 2BF4 03 01
- 04 RWIT 2BF4 04 01

Termostatico incasso 4 uscite
4 ways concealed thermostatic
Thermostatique à encastrer avec 4 sorties
UP-Thermostat mit 4 Wege



- RWIT 2BF4 ZZ 30**
- + PARTI INCASSO - CONCEALED BODY
- CORPS À ENCASTRER - UNTERPUTZTEIL

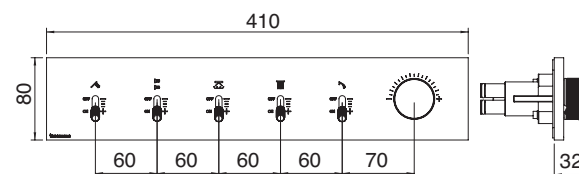


- IS RWIT 2BE5 IS 01
- 01 RWIT 2BE5 01 01
- 03 RWIT 2BE5 03 01
- 04 RWIT 2BE5 04 01

Miscelatore monocomando 5 uscite
5 ways concealed mixer
Mitigeur à encastrer à 5 sorties
EHM U.P mit 5 Wege



- RWIT 2BE5 ZZ 30**
- + PARTI INCASSO - CONCEALED BODY
- CORPS À ENCASTRER - UNTERPUTZTEIL

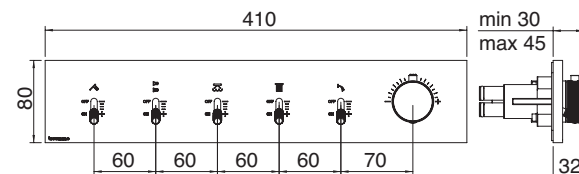


- IS RWIT 2BF5 IS 01
- 01 RWIT 2BF5 01 01
- 03 RWIT 2BF5 03 01
- 04 RWIT 2BF5 04 01

Termostatico incasso 5 uscite
5 ways concealed thermostatic
Thermostatique à encastrer avec 5 sorties
UP-Thermostat mit 5 Wege



- RWIT 2BF5 ZZ 30**
- + PARTI INCASSO - CONCEALED BODY
- CORPS À ENCASTRER - UNTERPUTZTEIL





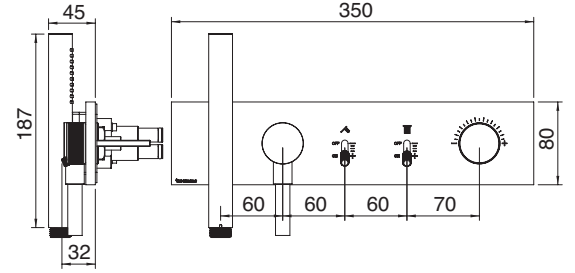




- IS RWIT 2B91 IS 01
- 01 RWIT 2B91 01 01
- 03 RWIT 2B91 03 01
- 04 RWIT 2B91 04 01

Miscelatore monocomando 2 uscite
2 ways concealed mixer
Mitigeur à encastrer à 2 sorties
EHM U.P mit 2 Wege

RWIT 2B91 ZZ 30
+ PARTI INCASSO - CONCEALED BODY
CORPS À ENCASTRER - UNTERPUTZTEIL



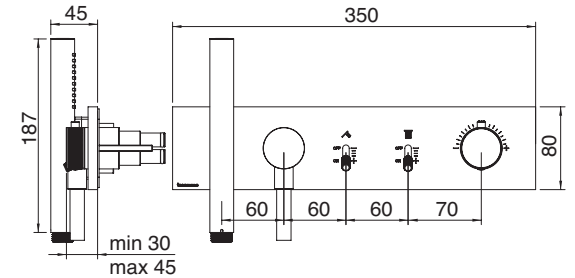
ITRTVT277ZZ RWIT2B86ZZ90 RWIT2B92ZZ50 RWIT2B89ZZ50 x2 RWIT2B89ZZ55 1,5 M PVC METAL 8 l/min MAX 15 l/min TOT - 20 l/min 2 IN - 1 OUT N° 65 P_352



- IS RWIT 2B92 IS 01
- 01 RWIT 2B92 01 01
- 03 RWIT 2B92 03 01
- 04 RWIT 2B92 04 01

Termostatico incasso 2 uscite
2 ways concealed thermostatic
Thermostatique à encastrer avec 2 sorties
UP-Thermostat mit 2 Wege

RWIT 2B92 ZZ 30
+ PARTI INCASSO - CONCEALED BODY
CORPS À ENCASTRER - UNTERPUTZTEIL



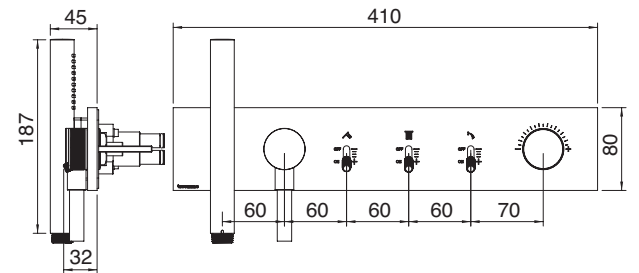
ITRTVT175ZZ RWIT2B86ZZ90 RWIT2B92ZZ50 RWIT2B89ZZ50 x2 RWIT2B86_55 1,5 M PVC METAL 8 l/min MAX 15 l/min TOT - 20 l/min 2 IN - 1 OUT N° 65 P_353



- IS RWIT 2B97 IS 01
- 01 RWIT 2B97 01 01
- 03 RWIT 2B97 03 01
- 04 RWIT 2B97 04 01

Miscelatore monocomando 3 uscite
3 ways concealed mixer
Mitigeur à encastrer à 3 sorties
EHM U.P mit 3 Wege

RWIT 2B97 ZZ 30
+ PARTI INCASSO - CONCEALED BODY
CORPS À ENCASTRER - UNTERPUTZTEIL



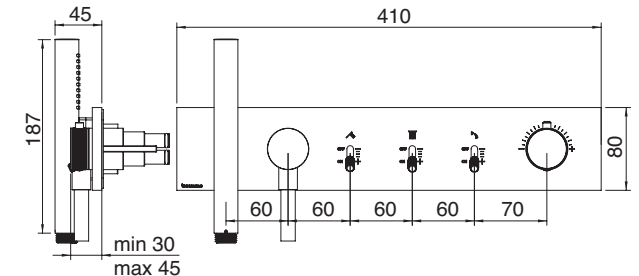
ITRTVT277ZZ RWIT2B86ZZ90 RWIT2B92ZZ50 RWIT2B89ZZ50 x3 RWIT2B89ZZ55 1,5 M PVC METAL 8 l/min MAX 15 l/min MAX 15 l/min TOT - 25 l/min 2 IN - 2 OUT N° 65 P_353



- IS RWIT 2B98 IS 01
- 01 RWIT 2B98 01 01
- 03 RWIT 2B98 03 01
- 04 RWIT 2B98 04 01

Termostatico incasso 3 uscite
3 ways concealed thermostatic
Thermostatique à encastrer avec 3 sorties
UP-Thermostat mit 3 Wege

RWIT 2B98 ZZ 30
+ PARTI INCASSO - CONCEALED BODY
CORPS À ENCASTRER - UNTERPUTZTEIL



ITRTVT175ZZ RWIT2B86ZZ90 RWIT2B92ZZ50 RWIT2B89ZZ50 x3 RWIT2B86_55 1,5 M PVC METAL 8 l/min MAX 15 l/min MAX 15 l/min TOT - 25 l/min 2 IN - 2 OUT N° 65 P_353



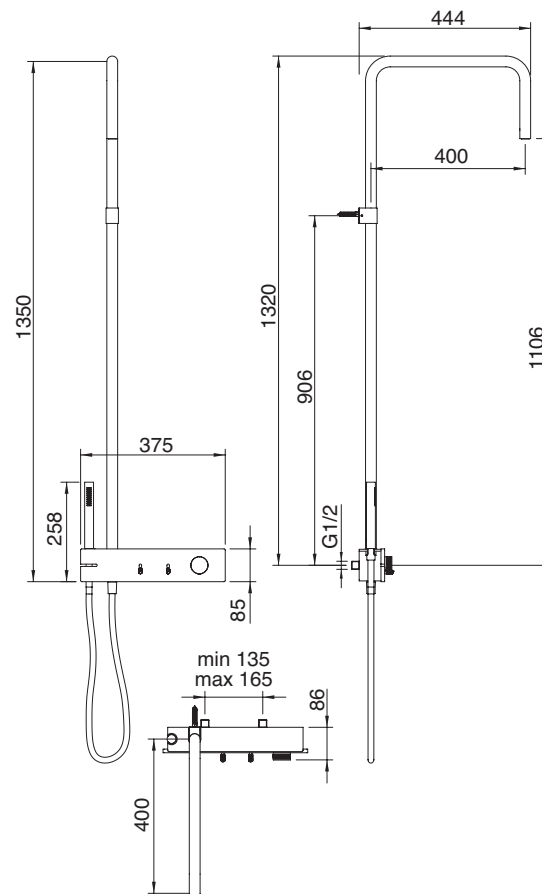
RWIT 2B86 IS 01 + RWIT 2BF6 IS 25



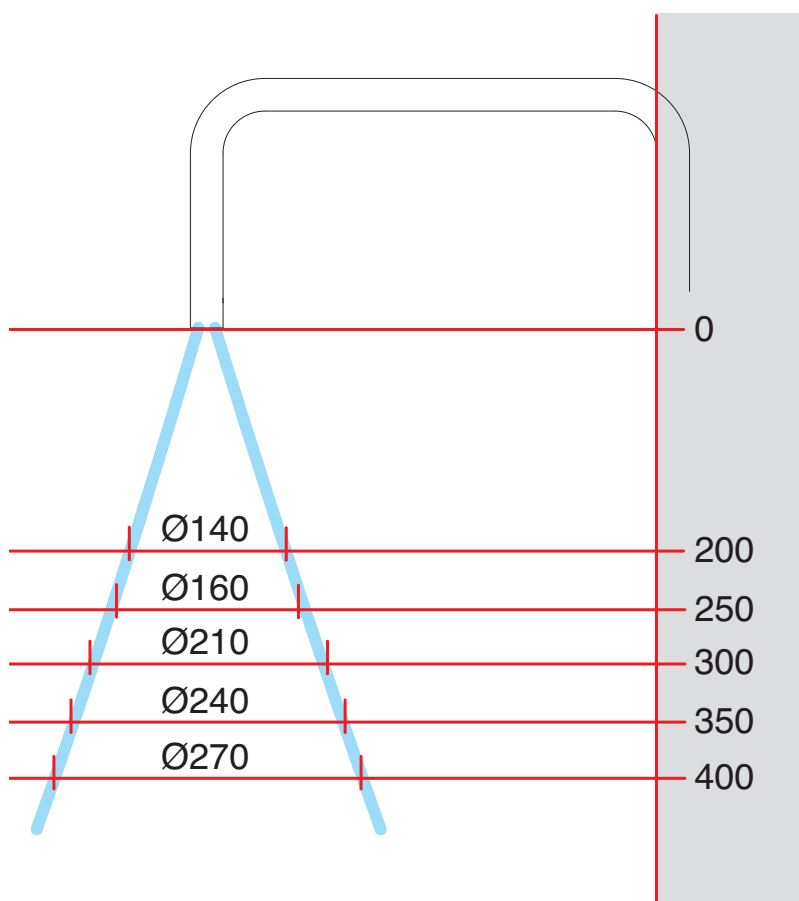


- IS IT 2B60 IS WA ZZ
- 01 IT 2B60 01 WA ZZ
- 03 IT 2B60 03 WA ZZ
- 04 IT 2B60 04 WA ZZ

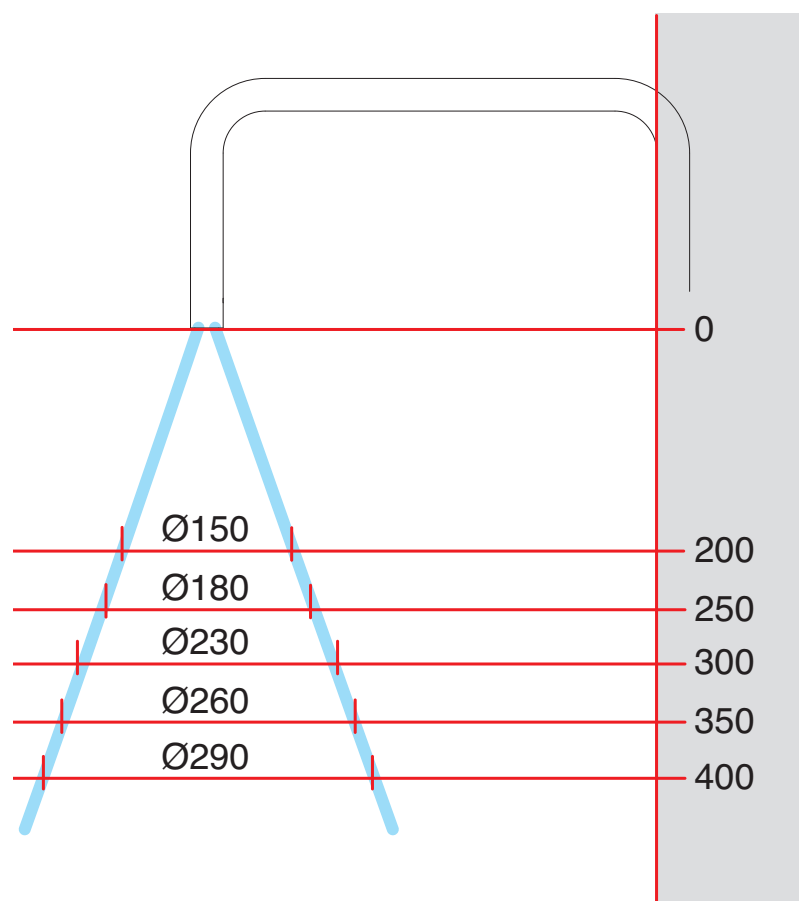
Gruppo doccia con doccetta e soffione
 Wall-mtd. shower set, hand-shower and shower head
 Mitigeur douche mural, douchette et tête de douche
 Regenbrause-Set, Handbrause und Kopfbrause



9 l min



10 l min

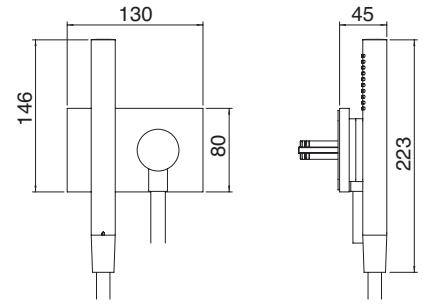




- IS RWIT 2BF6 IS 25
- 01 RWIT 2BF6 01 25
- 03 RWIT 2BF6 03 25
- 04 RWIT 2BF6 04 25

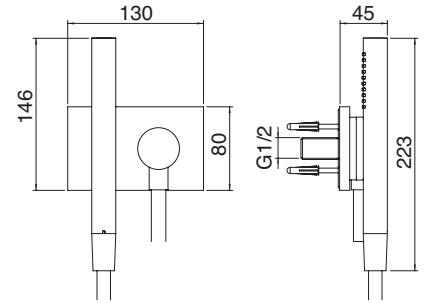
RWIT 2BF6 ZZ 40
 + PARTI INCASSO - CONCEALED BODY
 CORPS À ENCASTRER - UNTERPUTZTEIL

Kit gancio, flessibile, doccetta attacco a calamita
 Hook, flexible and hand shower with magnet fixing
 Kit support, flexible et douchette à fixation magnétique
 Brausehalter, Schlauch und Handbrause mit Magnetbefestigung



- IS RWIT 2BF6 IS 55
- 01 RWIT 2BF6 01 55
- 03 RWIT 2BF6 03 55
- 04 RWIT 2BF6 04 55

Kit gancio, flessibile, doccetta attacco a calamita
 Hook, flexible and hand shower with magnet fixing
 Kit support, flexible et douchette à fixation magnétique
 Brausehalter, Schlauch und Handbrause mit Magnetbefestigung

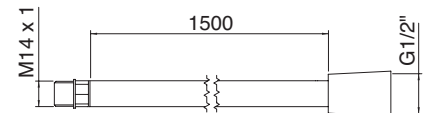


Senza corpo incasso, non consigliata per serie watt
 Without concealed box, not recommended for watt series
 Sans boîte à encastrer, non recommandé pour la série watt
 Ohne UP-Teile, nicht empfohlen für Watt-Serie



- IS IT RTFL 523 IS
- 01 IT RTFL 523 01
- 03 IT RTFL 523 03
- 04 IT RTFL 523 04

Flessibile 1,5 m PVC - W-Touch
 W-Touch - PVC 1,5 m. flexible hose
 Flexible 1,5 m en PVC - W-Touch
 Brauseschlauch m 1,5 PVC - W-Touch





Per ulteriori composizioni doccia vedi sezione SHOWERS
For other shower fittings check the SHOWERS section
Pour d'autres solutions douche voir section SHOWERS
Für weitere duschaustattungen siehe abschnitt SHOWERS

W-Smart

design by Treemme

- inox IS
- gun metal - PVD 01
- bronze - PVD 03
- yellow gold - PVD 04

W-Touch

Watt

W-Smart


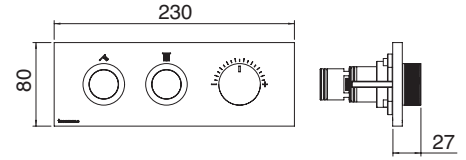
RWIT 5C89 01 01
+ RWIT 5C47 01 71



- IS RWIT 5C89 IS 01
- 01 RWIT 5C89 01 01
- 03 RWIT 5C89 03 01
- 04 RWIT 5C89 04 01

Miscelatore monocomando 2 uscite
2 ways concealed mixer
Mitigeur à encastrer à 2 sorties
EHM UP mit 2 Wege

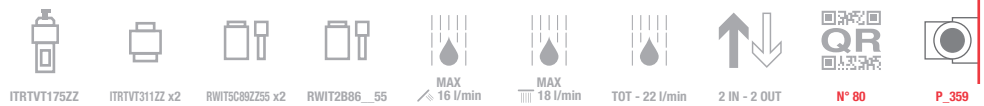
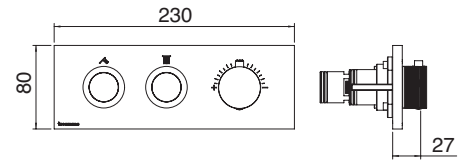
- RWIT 5C89 ZZ 30**
- + PARTI INCASSO - CONCEALED BODY
CORPS À ENCASTRER - UNTERPUTZTEIL



- IS RWIT 5C86 IS 01
- 01 RWIT 5C86 01 01
- 03 RWIT 5C86 03 01
- 04 RWIT 5C86 04 01

Termostatico incasso 2 uscite
2 ways concealed thermostatic
Thermostatique à encastrer à 2 sorties
UP-Thermostat mit 2 Wege

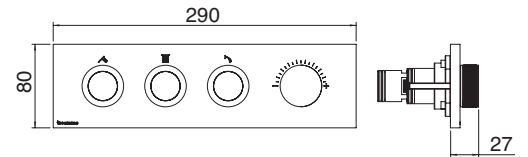
- RWIT 5C86 ZZ 30**
- + PARTI INCASSO - CONCEALED BODY
CORPS À ENCASTRER - UNTERPUTZTEIL



- IS RWIT 5C90 IS 01
- 01 RWIT 5C90 01 01
- 03 RWIT 5C90 03 01
- 04 RWIT 5C90 04 01

Miscelatore monocomando 3 uscite
3 ways concealed mixer
Mitigeur à encastrer à 3 sorties
EHM UP mit 3 Wege

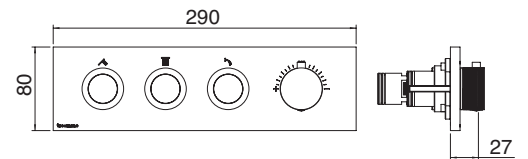
- RWIT 5C90 ZZ 30**
- + PARTI INCASSO - CONCEALED BODY
CORPS À ENCASTRER - UNTERPUTZTEIL



- IS RWIT 5C94 IS 01
- 01 RWIT 5C94 01 01
- 03 RWIT 5C94 03 01
- 04 RWIT 5C94 04 01

Termostatico incasso 3 uscite
3 ways concealed thermostatic
Thermostatique à encastrer avec 3 sorties
UP-Thermostat mit 3 Wege

- RWIT 5C94 ZZ 30**
- + PARTI INCASSO - CONCEALED BODY
CORPS À ENCASTRER - UNTERPUTZTEIL





W-Touch


Watt

W-Smart

W-Touch

Watt

W-Smart





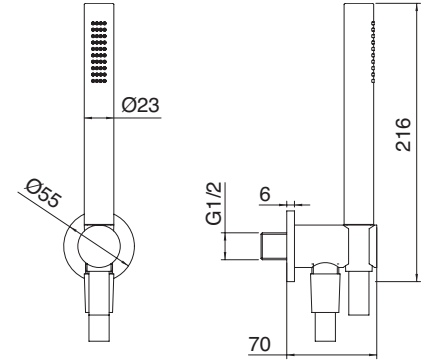
W-Smart

W-Touch



- IS RWIT 2847 IS 71
- 01 RWIT 2847 01 71
- 03 RWIT 2847 03 71
- 04 RWIT 2847 04 71

Kit gancio, flessibile, doccetta
 Hook, flexible and hand shower kit
 Kit support, flexible et douchette
 Brausehalter, Schlauch und Handbrause



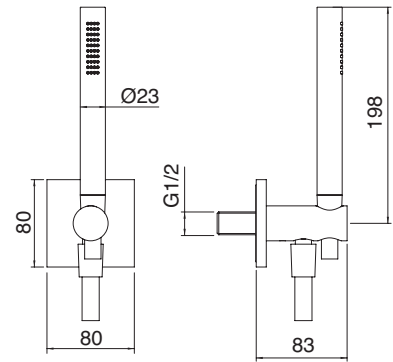
Watt

W-Smart



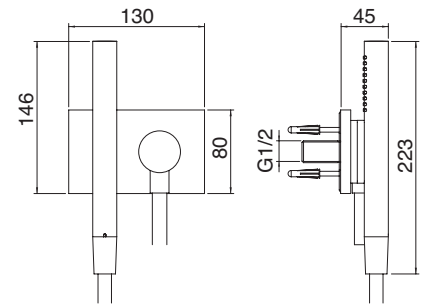
- IS RWIT 5C47 IS 71
- 01 RWIT 5C47 01 71
- 03 RWIT 5C47 03 71
- 04 RWIT 5C47 04 71

Kit gancio, flessibile, doccetta
 Hook, flexible and hand shower kit
 Kit support, flexible et douchette
 Brausehalter, Schlauch und Handbrause



- IS RWIT 2BF6 IS 55
- 01 RWIT 2BF6 01 55
- 03 RWIT 2BF6 03 55
- 04 RWIT 2BF6 04 55

Kit gancio, flessibile, doccetta attacco a calamita
 Hook, flexible and hand shower with magnet fixing
 Kit support, flexible et douchette à fixation magnétique
 Brausehalter, Schlauch und Handbrause mit Magnetbefestigung

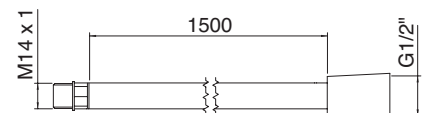


Senza corpo incasso, non consigliata per serie watt
 Without concealed box, not recommended for watt series
 Sans boîte à encastrer, non recommandé pour la série watt
 Ohne UP-Teile, nicht empfohlen für Watt-Serie



- IS IT RTFL 523 IS
- 01 IT RTFL 523 01
- 03 IT RTFL 523 03
- 04 IT RTFL 523 04

Flessibile 1,5 m PVC - W-Touch
 W-Touch - PVC 1,5 m. flexible hose
 Flexible 1,5 m en PVC - W-Touch
 Brauseschlauch m 1,5 PVC - W-Touch





Per ulteriori composizioni doccia vedi sezione SHOWERS

For other shower fittings check the SHOWERS section

Pour d'autres solutions douche voir section SHOWERS

Für weitere duschaustattungen siehe abschnitt SHOWERS

Showers

Treemme

inox IS
gun metal - PVD 01
bronze - PVD 03
yellow gold - PVD 04



W-Touch

Watt

W-Smart


Showers

W-Touch

Watt

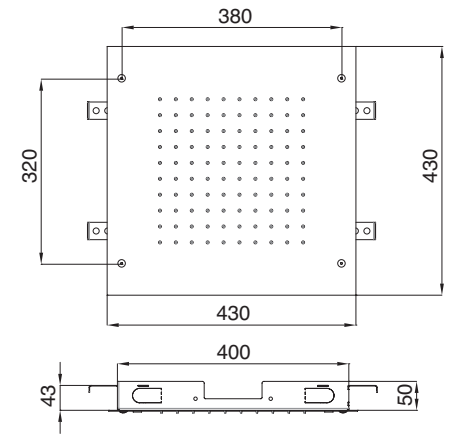


W-Smart

Showers



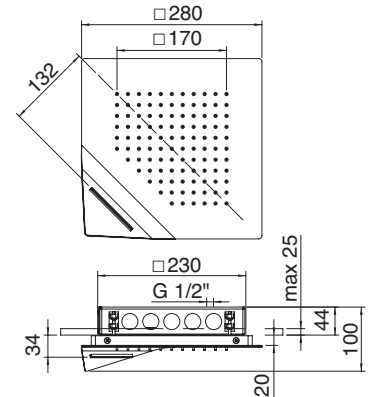

IS IT RTBR 300 IS

Soffione a soffitto ad incasso
 Concealed shower-head
 Douche de tête à encastrer, fixation au plafond
 UP-Kopfbrause



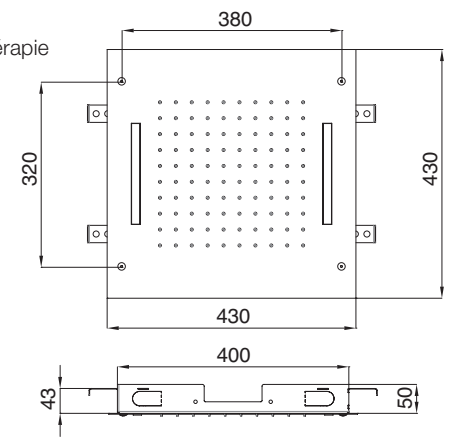

IS IT RTBR 406 IS

Soffione per controsoffitto 280 x 280 mm
 Headshower for countertop 280 x 280 mm
 Douche de tête au plafond 280 x 280 mm
 Deckenmontierte Kopfbrause 280 x 280 mm



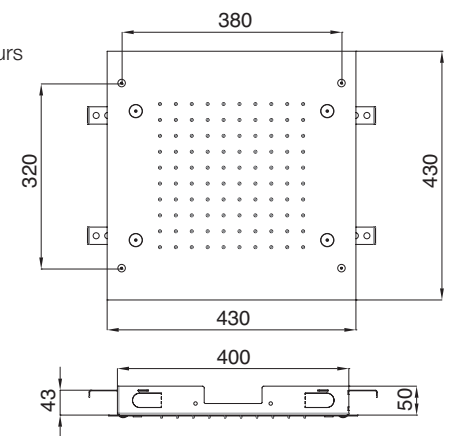
IS IT RTBR 306 IS

Soffione a soffitto ad incasso con pioggia e cromoterapia
 Concealed showerhead with rain and chromotherapy
 Douche de tête à encastrer, fixation au plafond, pluie et chromothérapie
 UP Brause mit Regen und Farbtherapie



IS IT RTBR 304 IS

Soffione a soffitto ad incasso con pioggia nebulizzatori
 Concealed showerhead with rain and mist
 Douche de tête à encastrer, fixation au plafond, pluie et brumisateurs
 UP Brause mit Regen und Zerstäuber



W-Touch

Watt

W-Smart

Showers





W-Touch


Watt

W-Smart

Showers

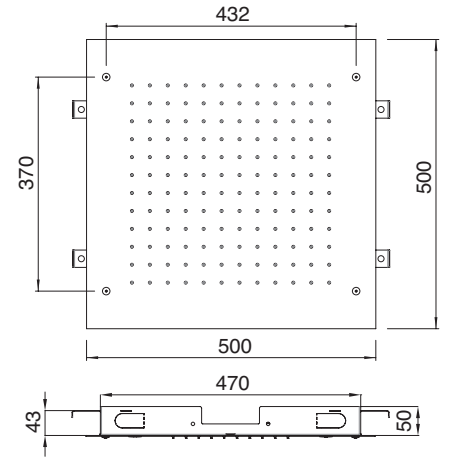

Showers

W-Touch



- IS IT RTBR 302 IS
- 01 IT RTBR 302 01
- 03 IT RTBR 302 03
- 04 IT RTBR 302 04

Soffione a soffitto ad incasso
 Concealed shower-head
 Douche de tête à encastrer, fixation au plafond
 UP-Kopfbrause



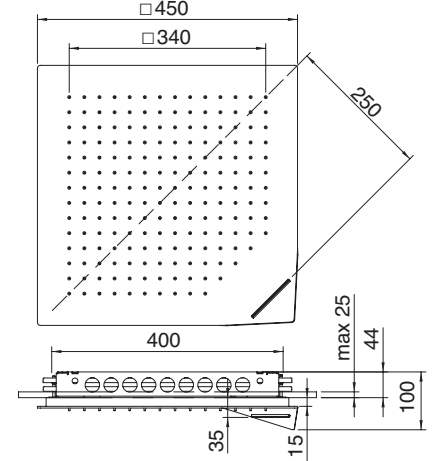
Watt

W-Smart




- IS IT RTBR 407 IS
- 01 IT RTBR 407 01
- 03 IT RTBR 407 03
- 04 IT RTBR 407 04

Soffione per controsoffitto 450 x 450 mm
 Headshower for countertop 450 x 450 mm
 Douche de tête au plafond 450 x 450 mm
 Deckenmontierte Kopfbrause 450 x 450 mm

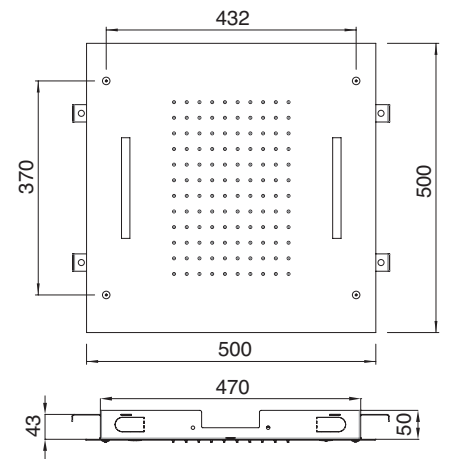


Showers



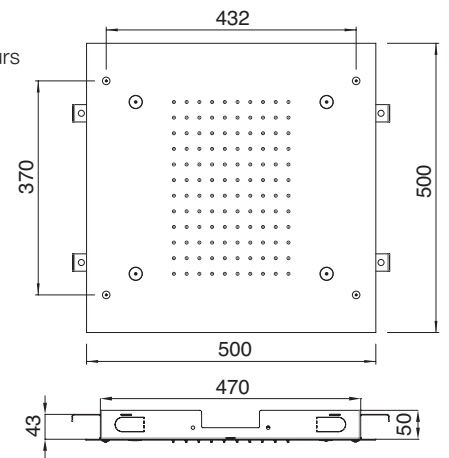
- IS IT RTBR 305 IS
- 01 IT RTBR 305 01
- 03 IT RTBR 305 03
- 04 IT RTBR 305 04


Soffione a soffitto ad incasso con pioggia e cromoterapia
 Concealed showerhead with rain and chromotherapy
 Douche de tête à encastrer, fixation au plafond,
 pluie et chromothérapie
 UP Brause mit Regen und Farbtherapie



- IS IT RTBR 307 IS

Soffione a soffitto ad incasso con pioggia nebulizzatori
 Concealed showerhead with rain and mist
 Douche de tête à encastrer, fixation au plafond, pluie et brumisateurs
 UP Brause mit Regen und Zerstäuber






W-Touch

Watt

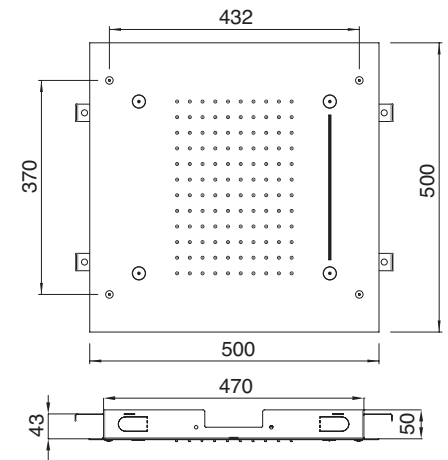
W-Smart

Showers



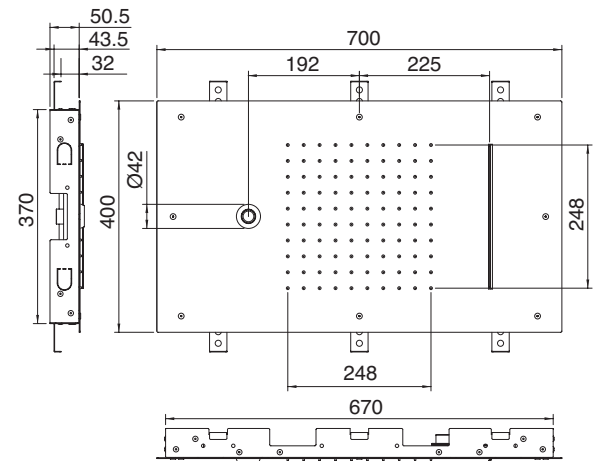
IS IT RTBR 308 IS

Soffione a soffitto ad incasso con pioggia, cascata e nebulizzatori
 Concealed showerhead with rain, cascade and mist
 Douche de tête à encastrer, fixation au plafond, pluie, cascade et brumisateurs
 UP Brause mit Regen, Wasserfall und Zerstäuber



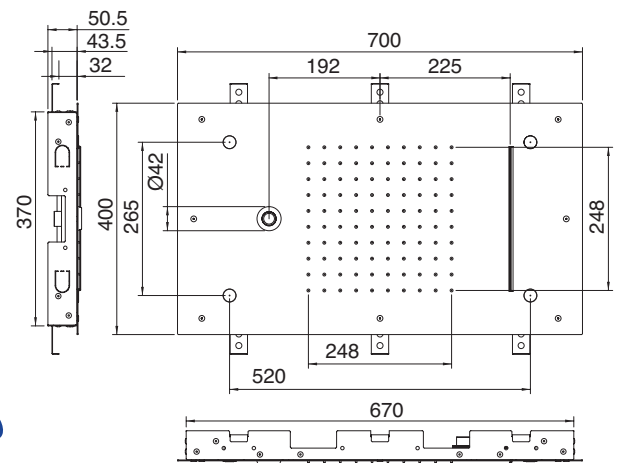
IS IT RTBR 385 IS 01 IT RTBR 385 01 03 IT RTBR 385 03 04 IT RTBR 385 04

Soffione a soffitto ad incasso con pioggia, cascata e getto
 Concealed showerhead with rain, cascade and water jet
 Douche de tête à encastrer, fixation au plafond, pluie, cascade et jet
 UP Brause mit Regen und Wasserfall



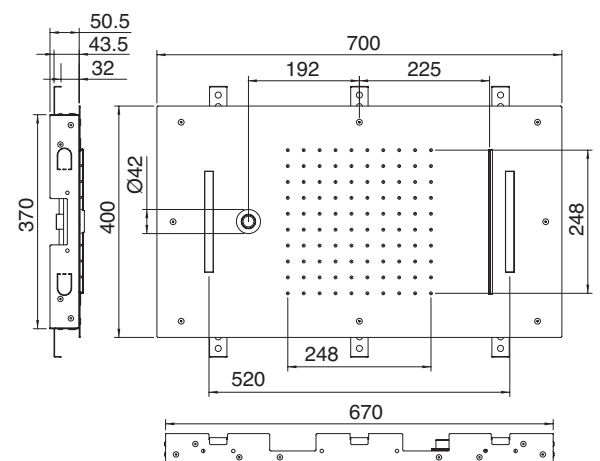
IS IT RTBR 386 IS

Soffione a soffitto ad incasso con pioggia, cascata, nebulizzatori e getto
 Concealed showerhead with rain, cascade, mist and water jet
 Douche de tête à encastrer, fixation au plafond, pluie, cascade, brumisateurs et jet
 UP Brause mit Regen, Wasserfall und Zerstäuber



IS IT RTBR 387 IS 01 IT RTBR 387 01 03 IT RTBR 387 03 04 IT RTBR 387 04

Soffione a soffitto ad incasso con pioggia, cascata, getto e cromoterapia
 Concealed showerhead with rain, cascade, chromotherapy and water jet
 Douche de tête à encastrer, fixation au plafond, pluie, cascade, chromothérapie et jet
 UP Brause mit Regen, Wasserfall und Farbtherapie



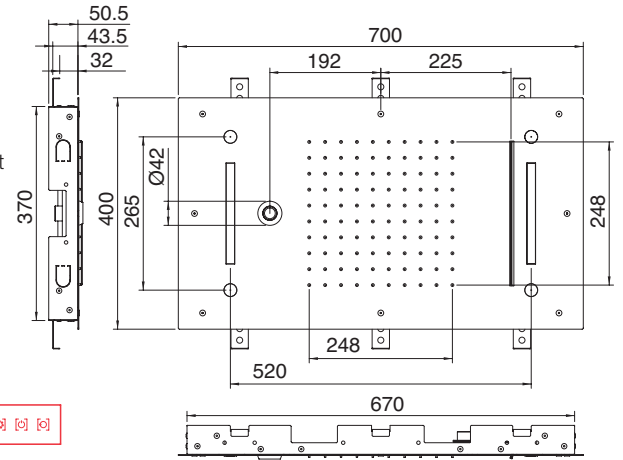
Showers

W-Touch



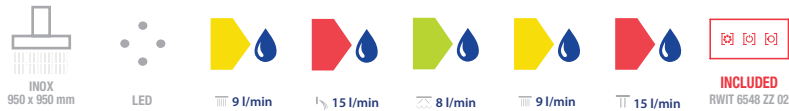

IS IT RTBR 388 IS

Soffione a soffitto ad incasso con pioggia, cascata, nebulizzatori, getto e cromoterapia
 Concealed showerhead with rain, cascade, chromotherapy, mist and water jet
 Douche de tête à encastrer, fixation au plafond, pluie, cascade, chromothérapie, brumisateurs et jet
 UP Brause mit Regen, Wasserfall, Farbtherapie und Zerstäuber



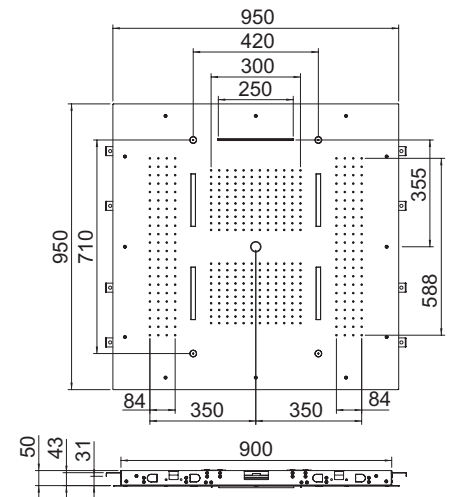
Watt

W-Smart



IS IT RTBR 389 IS

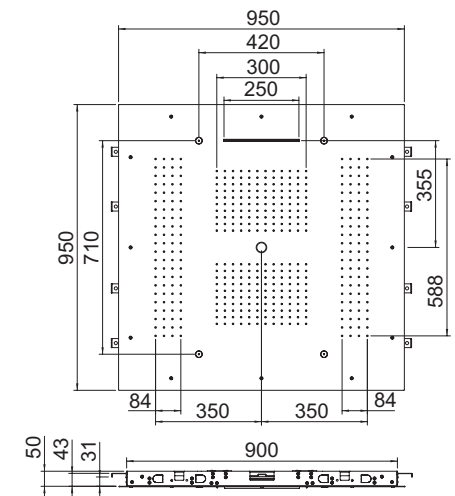


Soffione a soffitto ad incasso con pioggia, cascata, nebulizzatori, getto e cromoterapia
 Concealed showerhead with rain, cascade, chromotherapy, mist and water jet
 Douche de tête à encastrer, fixation au plafond, pluie, cascade, chromothérapie, brumisateurs et jet
 UP Brause mit Regen, Wasserfall, Farbtherapie und Zerstäuber



Showers

IS IT RTBR 390 IS

Soffione a soffitto ad incasso con pioggia, cascata, nebulizzatori e getto
 Concealed showerhead with rain, cascade, mist and water jet
 Douche de tête à encastrer, fixation au plafond, pluie, cascade, brumisateurs et jet
 UP Brause mit Regen, Wasserfall und Zerstäuber





IT RTBR 389 IS + RWIT 6064 IS 35 + RWIT 2847 IS 71

W-Touch

Watt

W-Smart

Showers

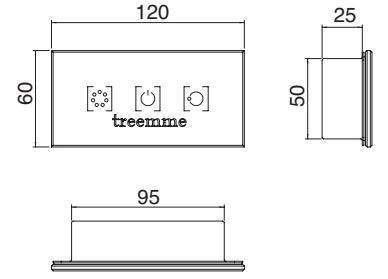
Showers

W-Touch

Watt

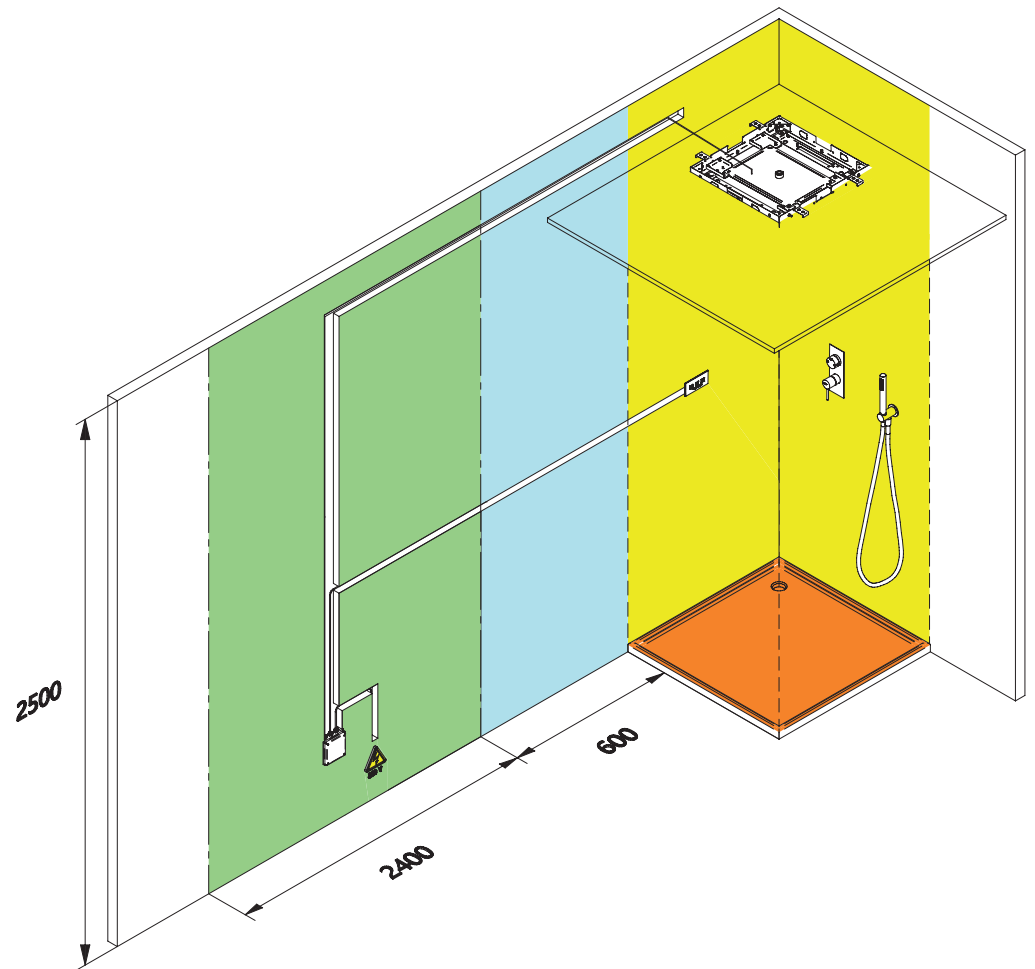
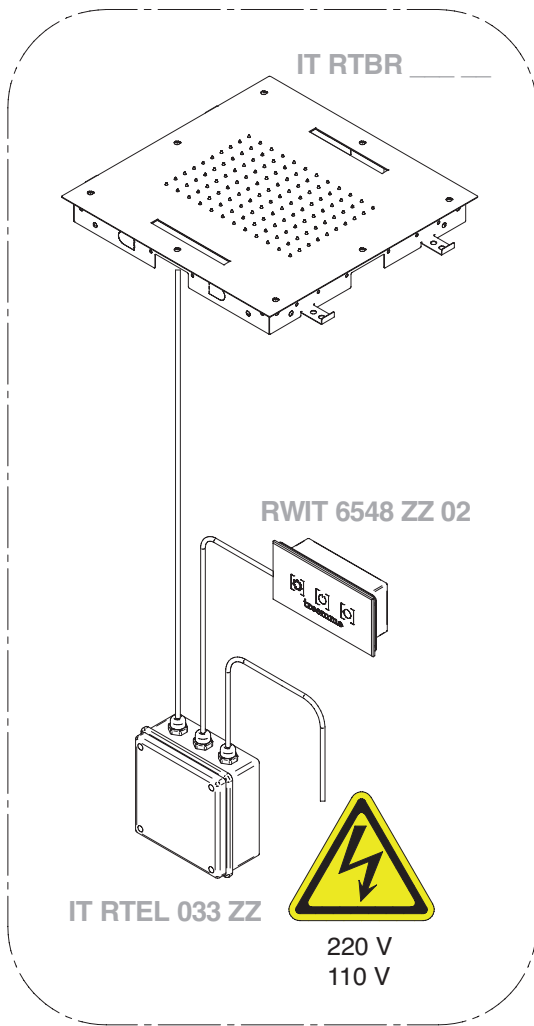
ZZ RWIT 6548 ZZ 02

Tastierino di comando soffioni fashion (Ricambio)
Keypad for headshower (Spare part)
Pave pour douche de tete (Pièce de rechange)
Bedientaste für Kopfbrause (Ersatz)




W-Smart

Showers

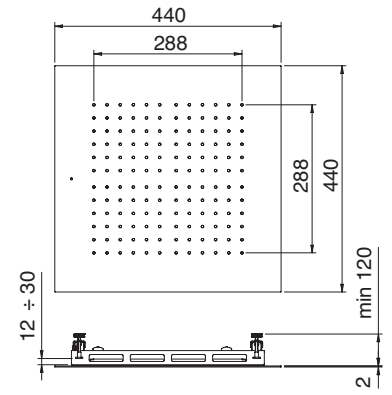


IS IT RTBR 484 IS

Soffione per controsoffitto 440 x 440 mm
 Headshower for countertop 440 x 440 mm
 Douche de tête au plafond 440 x 440 mm
 Deckenmontierte Kopfbrause 440 x 440 mm




Easy Fix

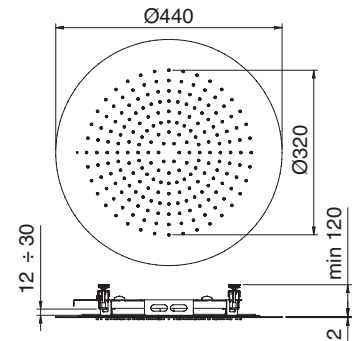


IS IT RTBR 483 IS

Soffione per controsoffitto Ø440 mm
 Headshower for countertop Ø440 mm
 Douche de tête au plafond Ø440 mm
 Deckenmontierte Kopfbrause Ø440 mm




Easy Fix

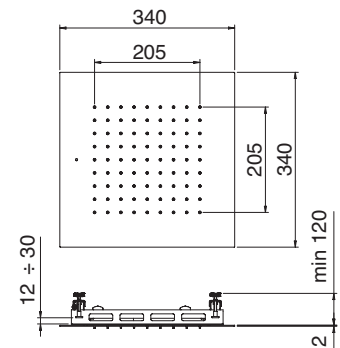


IS IT RTBR 499 IS 01 IT RTBR 499 01 03 IT RTBR 499 03 04 IT RTBR 499 04

Soffione per controsoffitto 340 x 340 mm
 Headshower for countertop 340 x 340 mm
 Douche de tête au plafond 340 x 340 mm
 Deckenmontierte Kopfbrause 340 x 340 mm




Easy Fix

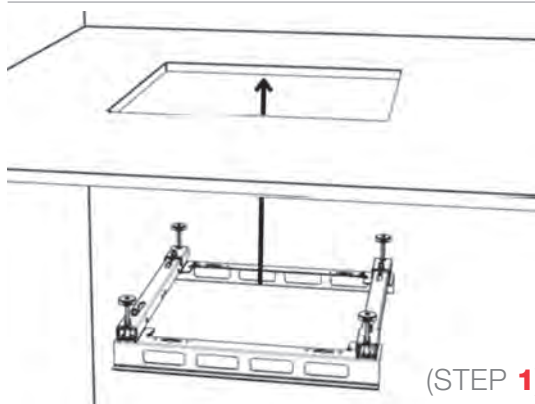
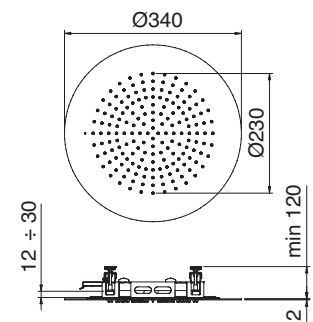


IS IT RTBR 498 IS 01 IT RTBR 498 01 03 IT RTBR 498 03 04 IT RTBR 498 04

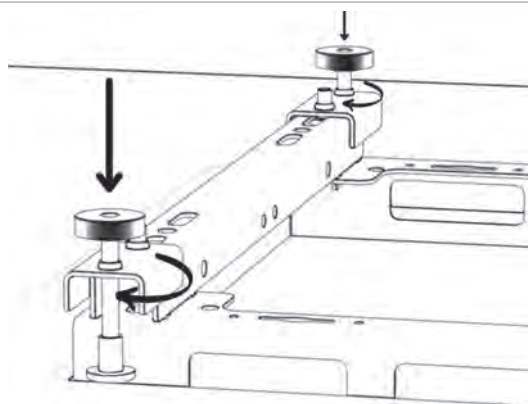
Soffione per controsoffitto Ø340 mm
 Headshower for countertop Ø340 mm
 Douche de tête au plafond Ø340 mm
 Deckenmontierte Kopfbrause Ø340 mm



Easy Fix



(STEP 1)



(STEP 2)

Serrare manualmente le quattro manopole
 Manually tighten the four knobs
 Serrer manuellement les quatre poignées
 Die vier Knöpfe von Hand festziehen

W-Touch

Watt

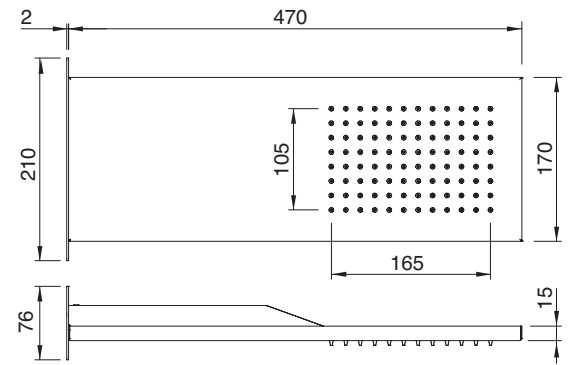
W-Smart

Showers



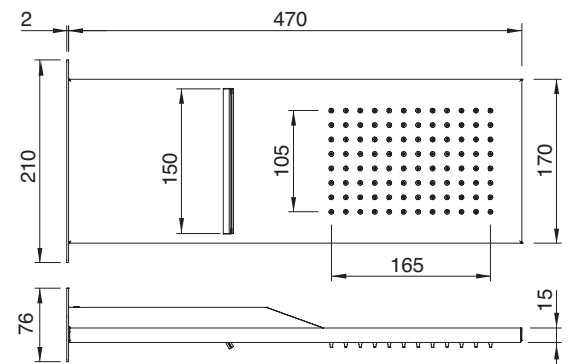
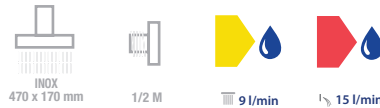
- IS IT RTBR 382 IS
- 01 IT RTBR 382 01
- 03 IT RTBR 382 03
- 04 IT RTBR 382 04

Soffione a parete
Shower-head
Douche
Regenbrause



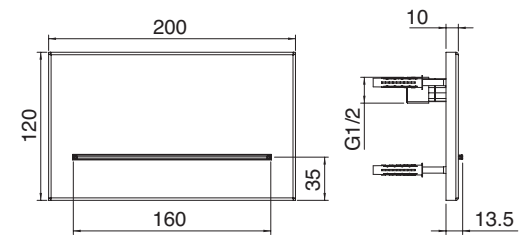
- IS IT RTBR 381 IS
- 01 IT RTBR 381 01
- 03 IT RTBR 381 03
- 04 IT RTBR 381 04

Soffione a parete con cascata
Shower-head with cascade
Douche avec cascade
Regenbrause mit Wasserfall



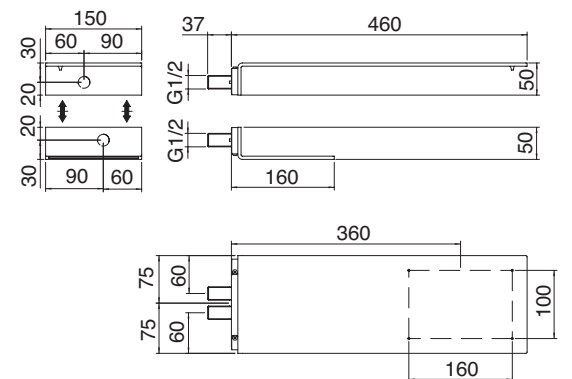
- IS RWIT 6573 IS 05
- 01 RWIT 6573 01 05
- 03 RWIT 6573 03 05
- 04 RWIT 6573 04 05

Bocca ad incasso
Concealed cascade spout
Bec à encastrer
UP-Einlauf



- IS RWIT 2847 IS 42

Soffione a parete con cascata 150
Shower-head with cascade 150
Douche avec cascade 150
Regenbrause mit Wasserfall 150




W-Touch

Watt

W-Smart

Showers





Showers

W-Smart

Watt

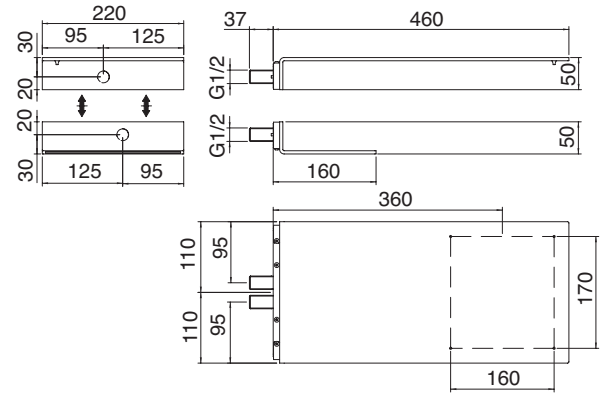
W-Touch

Showers

W-Touch



IS RWIT 2847 IS 52
 Soffione a parete con cascata 220
 Shower-head with cascade 220
 Douche avec cascade 220
 Regenbrause mit Wasserfall 220

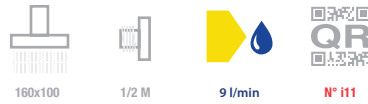
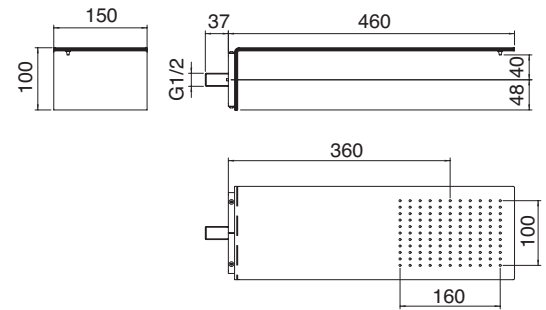


Watt

W-Smart



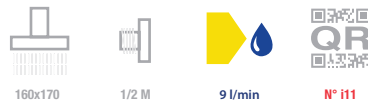
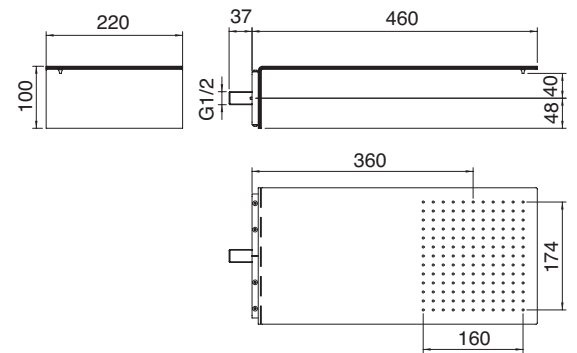
IS RWIT 2847 IS 01
 Soffione a parete 150
 Shower-head 150
 Douche 150
 Regenbrause 150



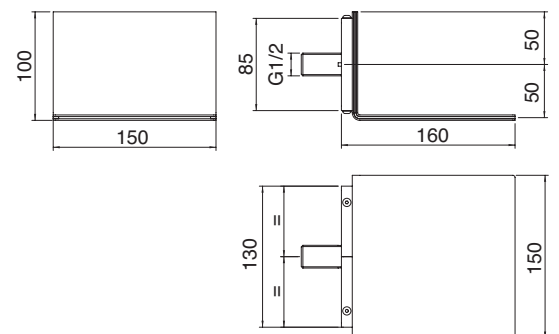
Showers



IS RWIT 2847 IS 02
 Soffione a parete 220
 Shower-head 220
 Douche 220
 Regenbrause 220



IS RWIT 2847 IS 21
 Cascata a parete 150
 Cascade 150
 Cascade 150
 Wasserfall 150





IT RTBR 302 01 + RWIT 8A46 01 03 + RWIT 2847 01 71

W-Touch

Watt

W-Smart

Showers

Showers

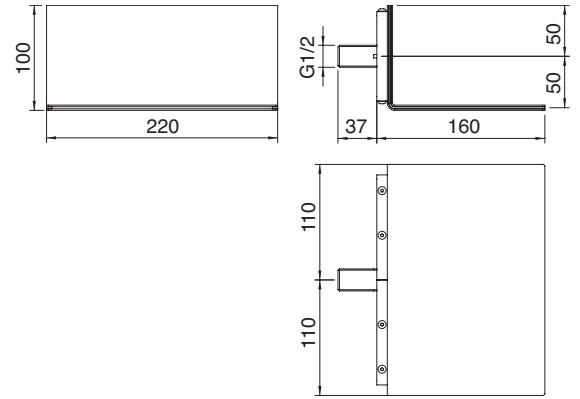
W-Touch

Watt



IS RWIT 2847 IS 22

Cascata a parete 220
 Cascade 220
 Cascade 220
 Wasserfall 220



1/2 M 14 l/min N° 111

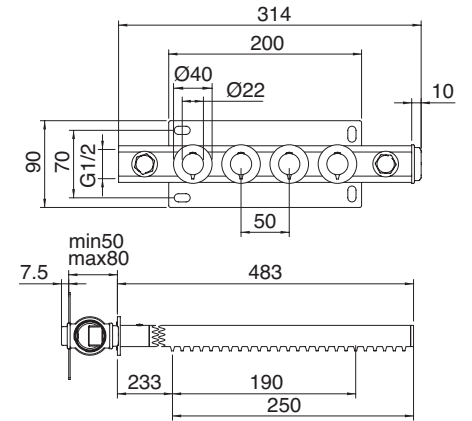
W-Smart



IS IT 6597 IS ZZ ZZ

Soffione a parete
 Shower-head
 Douche
 Regenbrause

- RWIT1147IS02 x 2
- RWIT1147IS03 x 2
- RWIT5147ZZ07 x 1



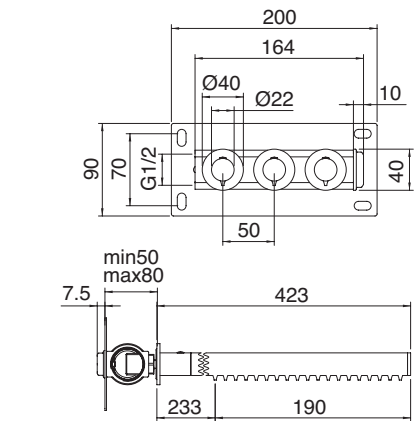
16 l/min

Showers

IS IT 6596 IS ZZ ZZ

Soffione a parete
 Shower-head
 Douche
 Regenbrause

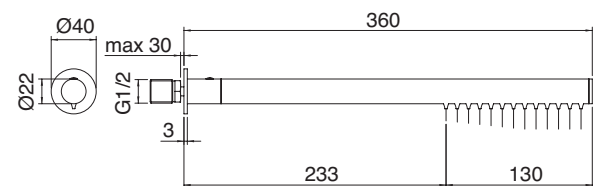
- RWIT1147IS02 x 3
- RWIT5147ZZ08 x 1



12 l/min

IS RWIT 1147 IS 01

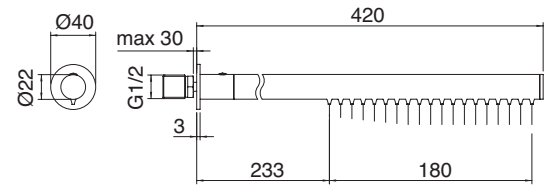
Soffione a parete
 Shower-head
 Douche
 Regenbrause



4 l/min

IS RWIT 1147 IS 02

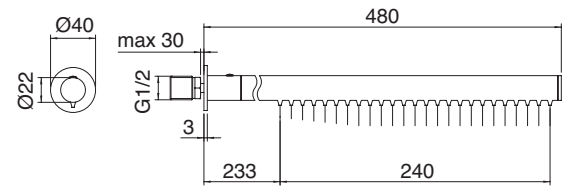
Soffione a parete
Shower-head
Douche
Regenbrause



4 l/min

IS RWIT 1147 IS 03

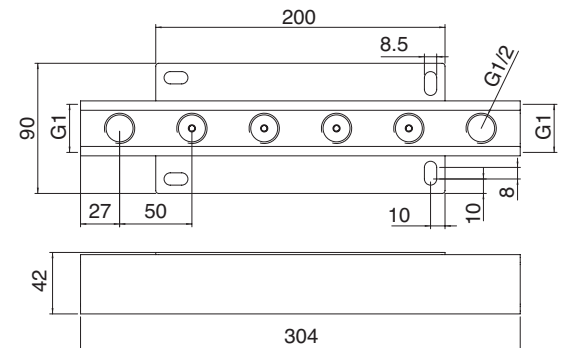
Soffione a parete
Shower-head
Douche
Regenbrause



4 l/min

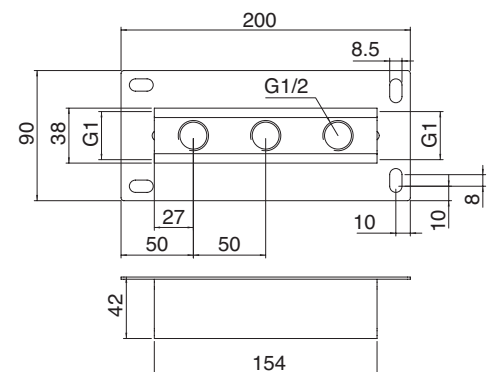
ZZ RWIT 5147 ZZ 07

Collettore per soffioni - (max 6 posti)
Manifold for shower-head - (max 6 elements)
Collecteur pour douche - (max 6 éléments)
Sammelkanal für Regenbrause - (max 6 elements)



ZZ RWIT 5147 ZZ 08

Collettore per soffioni - (max 3 posti)
Manifold for shower-head - (max 3 elements)
Collecteur pour douche - (max 3 éléments)
Sammelkanal für Regenbrause - (max 3 elements)



W-Touch

Watt

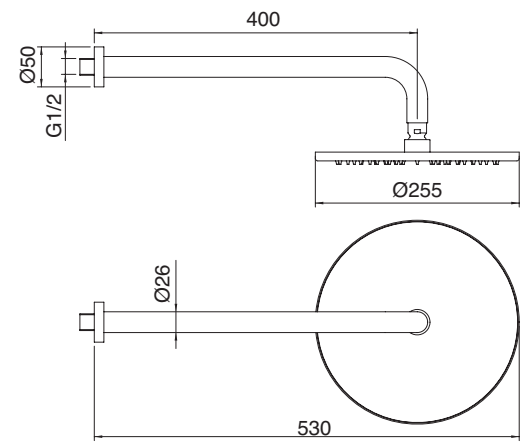

W-Smart

Showers



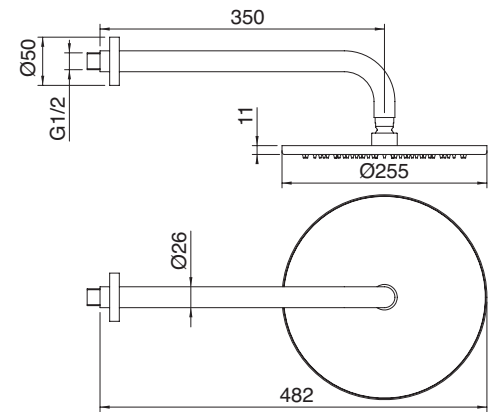
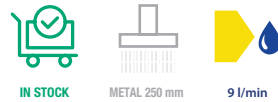
- IS RWIT 6599 IS 05
- 01 RWIT 6599 01 05
- 03 RWIT 6599 03 05
- 04 RWIT 6599 04 05

Soffione a parete anticalcare
 Anti-limescale shower-head
 Douche de tête anticalcaire avec bras mural
 Antikalk Kopfbrause mit Arm



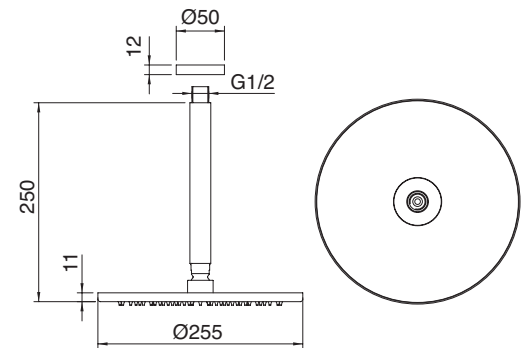
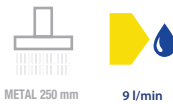
- IS IT 6599 IS ZZ VS
- 01 IT 6599 01 ZZ VS
- 03 IT 6599 03 ZZ VS
- 04 IT 6599 04 ZZ VS

Soffione a parete anticalcare
 Anti-limescale shower-head
 Douche de tête anticalcaire avec bras mural
 Antikalk Kopfbrause mit Arm



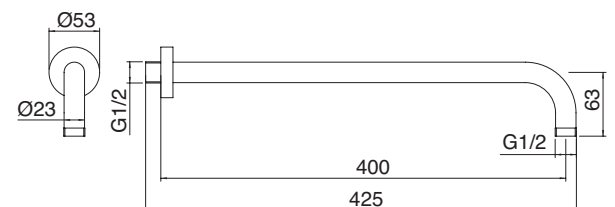
- IS IT 6598 IS ZZ VS
- 01 IT 6598 01 ZZ VS
- 03 IT 6598 03 ZZ VS
- 04 IT 6598 04 ZZ VS

Soffione a soffitto anticalcare
 Ceiling anti-limescale shower-head
 Douche de tête anticalcaire avec bras au plafond
 Antikalk Regenbrause mit Deckenanbindung



- IS IT RTBR 344 IS
- 01 IT RTBR 344 01
- 03 IT RTBR 344 03
- 04 IT RTBR 344 04

Braccio doccia 400 mm
 Mm. 400 shower arm
 Bras de douche 400 mm
 Wand brauserarm 400 mm



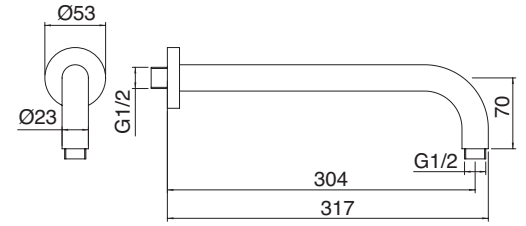
Showers

W-Touch



- IS IT RTBR 343 IS
- 01 IT RTBR 343 01
- 03 IT RTBR 343 03
- 04 IT RTBR 343 04

Braccio doccia 300 mm
 Mm. 300 shower arm
 Bras de douche 300 mm
 Wand brauserarm 300 mm



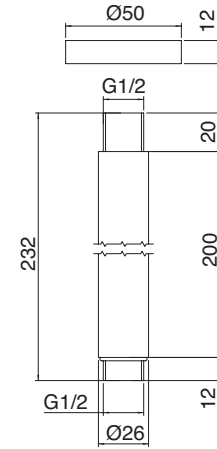
Watt

W-Smart



- IS IT RTBR 340 IS
- 01 IT RTBR 340 01
- 03 IT RTBR 340 03
- 04 IT RTBR 340 04

Braccio doccia da soffitto 200 mm
 Mm. 200 ceiling shower arm
 Bras de douche au plafond 200 mm
 Decken brauserarm 200 mm


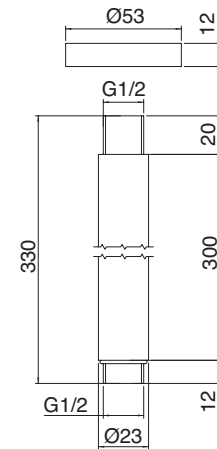


Showers



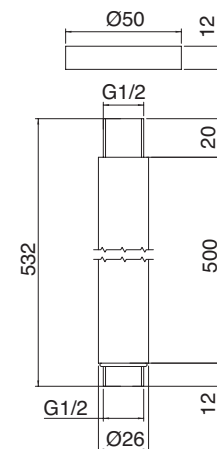
- IS IT RTBR 341 IS
- 01 IT RTBR 341 01
- 03 IT RTBR 341 03
- 04 IT RTBR 341 04

Braccio doccia da soffitto 300 mm
 Mm. 300 ceiling shower arm
 Bras de douche au plafond 300 mm
 Decken brauserarm 300 mm



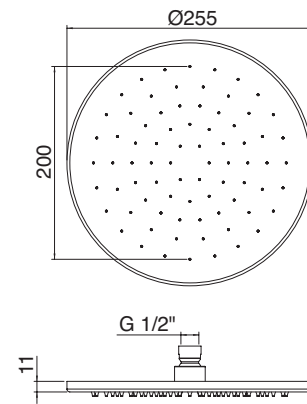

- IS IT RTBR 342 IS
- 01 IT RTBR 342 01
- 03 IT RTBR 342 03
- 04 IT RTBR 342 04

Braccio doccia da soffitto 500 mm
 Mm. 500 ceiling shower arm
 Bras de douche au plafond 500 mm
 Decken brauserarm 500 mm



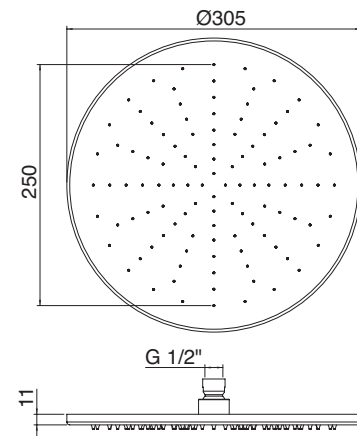

- IS IT RTBR 393 IS
- 01 IT RTBR 393 01
- 03 IT RTBR 393 03
- 04 IT RTBR 393 04

Soffione Ø255
 Shower-head Ø255
 Douche Ø255
 Regenbrause Ø255



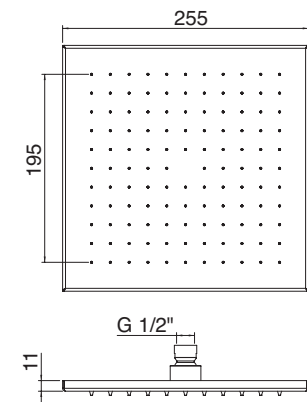
- IS IT RTBR 394 IS
- 01 IT RTBR 394 01
- 03 IT RTBR 394 03
- 04 IT RTBR 394 04

Soffione Ø305
 Shower-head Ø305
 Douche Ø305
 Regenbrause Ø305



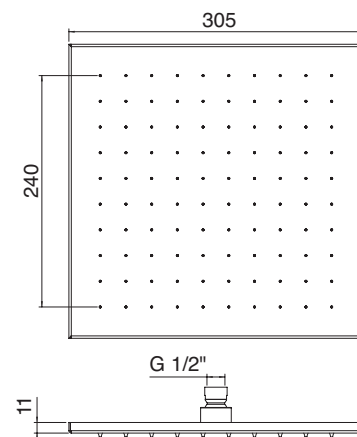
- IS IT RTBR 395 IS

Soffione 255x255
 Shower-head 255x255
 Douche 255x255
 Regenbrause 255x255



- IS IT RTBR 396 IS

Soffione 305x305
 Shower-head 305x305
 Douche 305x305
 Regenbrause 305x305



Showers

W-Touch

Watt

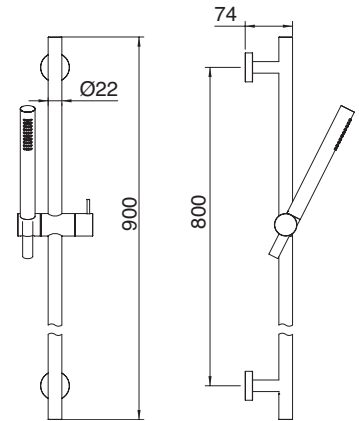
W-Smart

Showers



- IS RWIT 1347 IS 04
- 01 RWIT 1347 01 04
- 03 RWIT 1347 03 04
- 04 RWIT 1347 04 04

Kit saliscendi senza presa acqua
Sliding-bar kit without wall hose outlet
Barre coulissante sans coude mural
Gleitstange ohne Wandanschlussbogen



1,5 M PVC



INOX

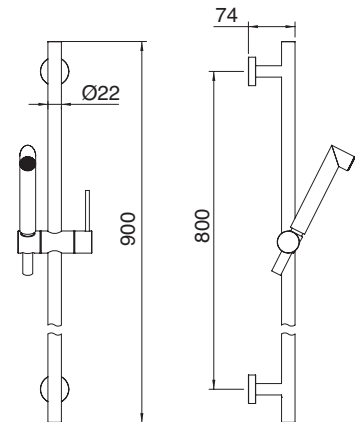


8 l/min



- IS RWIT 3B47 IS 04
- 01 RWIT 3B47 01 04
- 03 RWIT 3B47 03 04
- 04 RWIT 3B47 04 04

Kit saliscendi senza presa acqua
Sliding-bar kit without wall hose outlet
Barre coulissante sans coude mural
Gleitstange ohne Wandanschlussbogen



1,5 M PVC



INOX

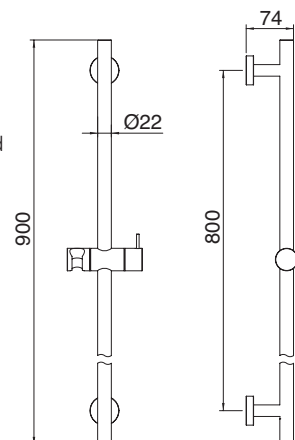


8 l/min



- IS IT RTBR 397 IS
- 01 IT RTBR 397 01
- 03 IT RTBR 397 03
- 04 IT RTBR 397 04

Asta saliscendi per doccia e flessibile standard
Sliding bar for handshower and standard hose
Tige de montée et descente pour douchette et tuyau flexible standard
Schubstange für Handbrause und Schlauch Standard





Showers

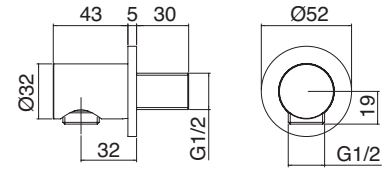
W-Touch

Watt



- IS IT RTGA 142 IS
- 01 IT RTGA 142 01
- 03 IT RTGA 142 03
- 04 IT RTGA 142 04

Presacqua a muro
Wall hose outlet
Coude mural
Wandanschlussbogen



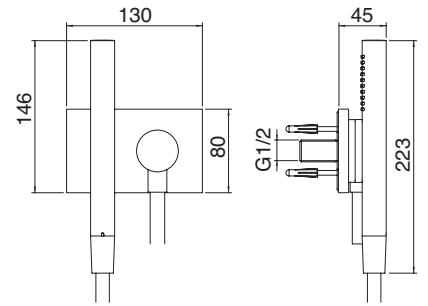
W-Smart



- IS RWIT 2BF6 IS 55
- 01 RWIT 2BF6 01 55
- 03 RWIT 2BF6 03 55
- 04 RWIT 2BF6 04 55

Kit gancio, flessibile, doccia attacco a calamita
Hook, flexible and hand shower with magnet fixing
Kit support, flexible et douche à fixation magnétique
Brausehalter, Schlauch und Handbrause mit Magnetbefestigung

Senza corpo incasso, non consigliata per serie watt
Without concealed box, not recommended for watt series
Sans boîte à encastrer, non recommandé pour la série watt
Ohne UP-Teile, nicht empfohlen für Watt-Serie

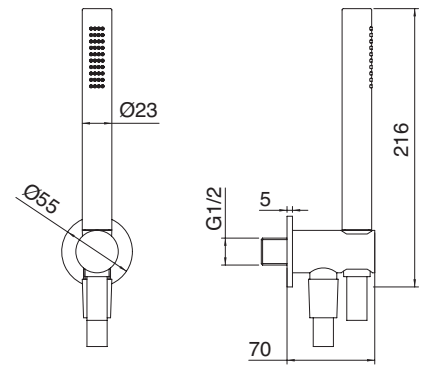


Showers



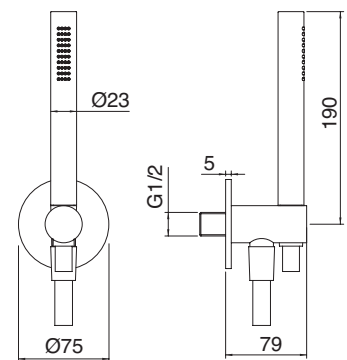
- IS RWIT 2847 IS 71
- 01 RWIT 2847 01 71
- 03 RWIT 2847 03 71
- 04 RWIT 2847 04 71

Kit gancio, flessibile, doccia
Hook, flexible and hand shower kit
Kit support, flexible et douche
Brausehalter, Schlauch und Handbrause



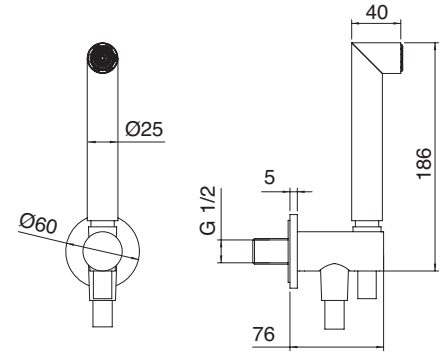
- IS RWIT 2847 IS 20
- 01 RWIT 2847 01 20
- 03 RWIT 2847 03 20
- 04 RWIT 2847 04 20

Kit gancio, flessibile, doccia
Hook, flexible and hand shower kit
Kit support, flexible et douche
Brausehalter, Schlauch und Handbrause



- IS RWIT 3B47 IS 71
- 01 RWIT 3B47 01 71
- 03 RWIT 3B47 03 71
- 04 RWIT 3B47 04 71

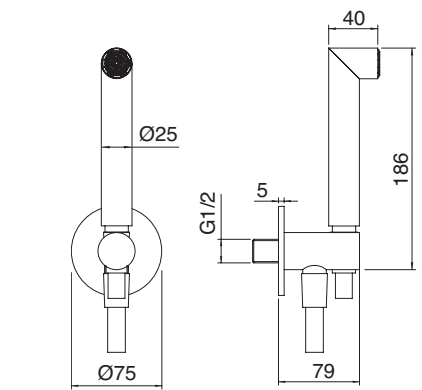
Kit gancio, flessibile, doccetta
 Hook, flexible and hand shower kit
 Kit support, flexible et douchette
 Brausehalter, Schlauch und Handbrause



FLEX 1,5 M PVC INOX 1/2 M 1/2 M 8 l/min

- IS RWIT 3B47 IS 20
- 01 RWIT 3B47 01 20
- 03 RWIT 3B47 03 20
- 04 RWIT 3B47 04 20

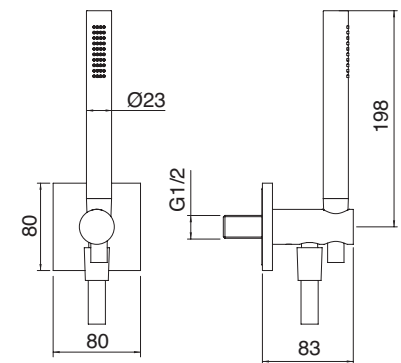
Kit gancio, flessibile, doccetta
 Hook, flexible and hand shower kit
 Kit support, flexible et douchette
 Brausehalter, Schlauch und Handbrause



FLEX 1,5 M PVC INOX 1/2 M 1/2 M 8 l/min

- IS RWIT 5C47 IS 71
- 01 RWIT 5C47 01 71
- 03 RWIT 5C47 03 71
- 04 RWIT 5C47 04 71

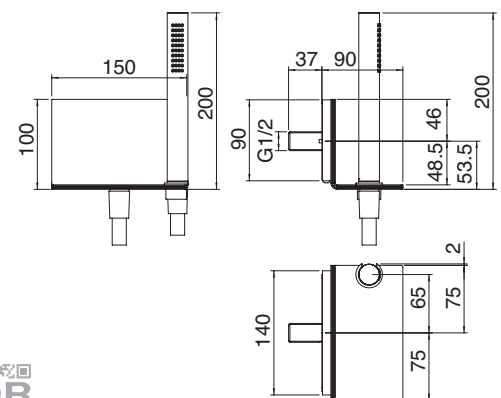
Kit gancio, flessibile, doccetta
 Hook, flexible and hand shower kit
 Kit support, flexible et douchette
 Brausehalter, Schlauch und Handbrause



FLEX 1,5 M PVC METAL 1/2 M 1/2 M 8 l/min

- IS RWIT 2847 IS 72

Kit gancio, flessibile, doccetta
 Hook, flexible and hand shower kit
 Kit support, flexible et douchette
 Brausehalter, Schlauch und Handbrause



FLEX 1,5 M PVC INOX 1/2 M 1/2 M 8 l/min **QR** N° i11

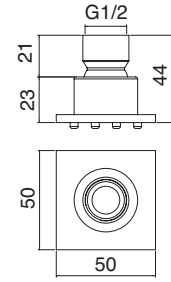
Showers

W-Touch

Watt

IS IT RTBR 255 IS

Soffione laterale
Nozzle
Buse
Düse



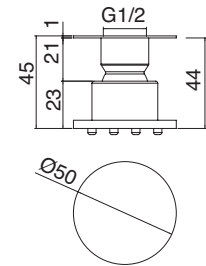
IS IT RTBR 320 IS

01 IT RTBR 320 01

03 IT RTBR 320 03

04 IT RTBR 320 04

Soffione laterale
Nozzle
Buse
Düse



W-Smart

Showers

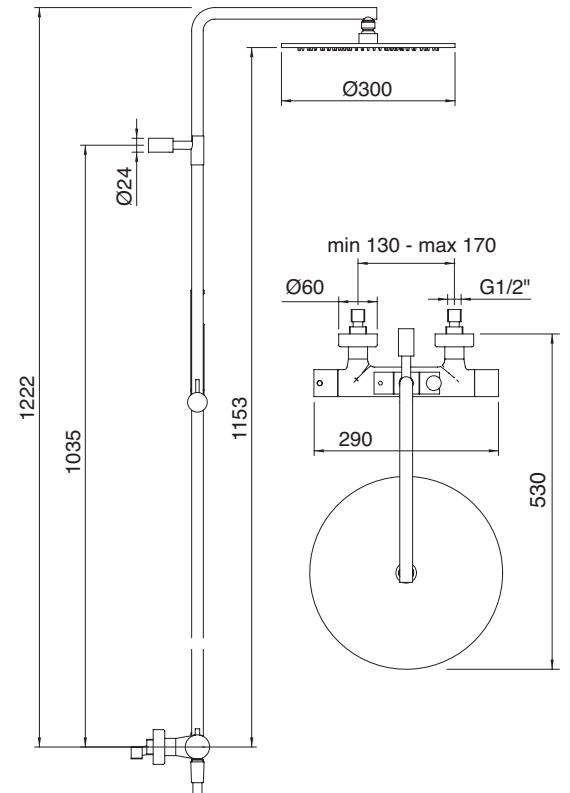
IS IT 6581 IS ZZ ZZ


01 IT 6581 01 ZZ ZZ

03 IT 6581 03 ZZ ZZ

04 IT 6581 04 ZZ ZZ

Gruppo doccia termostatico con doccetta e soffione anticalcare
Wall-mtd. thermostatic shower set with anti-limescale hand-shower and shower head
Mitigeur thermostatique mural, douchette et tête de douche anticalcaire
Regenbrause-Set mit Thermostat-Armatur, Antikalk Handbrause und Kopfbrause





IT 6581 IS ZZ ZZ

W-Touch

Watt

W-Smart

Showers

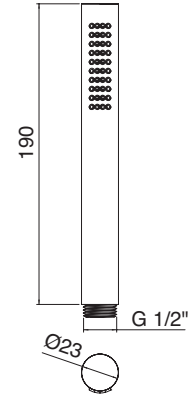
Showers

W-Touch



- IS IT RTDO 097 IS
- 01 IT RTDO 097 01
- 03 IT RTDO 097 03
- 04 IT RTDO 097 04

Doccetta anticalcare
Anti-limescale hand-shower
Douchette anticalcaire
Antikalk Handbrause



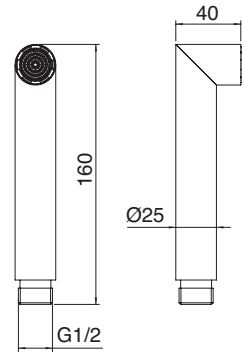
Watt

W-Smart



- IS IT RTDO 182 IS
- 01 IT RTDO 182 01
- 03 IT RTDO 182 03
- 04 IT RTDO 182 04

Doccetta anticalcare
Anti-limescale hand-shower
Douchette anticalcaire
Antikalk Handbrause

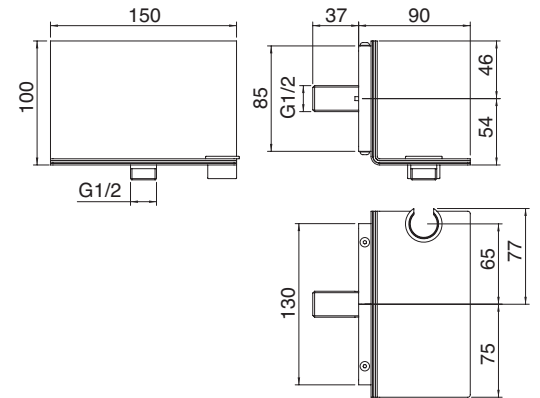


Showers



- IS RWIT 2847 IS 61

Presacqua con gancio fisso
Hand-shower hook with wall hose outlet
Support pour douchette fixe avec coude mural
Brausehalter mit Wandanschlussbogen

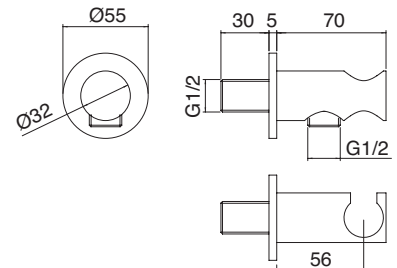


Showers



- IS IT RTGA 131 IS
- 01 IT RTGA 131 01
- 03 IT RTGA 131 03
- 04 IT RTGA 131 04

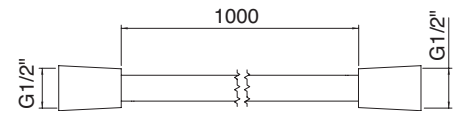
Presacqua con gancio fisso
Hand-shower hook with wall hose outlet
Support pour douchette fixe avec coude mural
Brausehalter mit Wandanschlussbogen





- IS IT RTFL 525 IS
- 01 IT RTFL 525 01
- 03 IT RTFL 525 03
- 04 IT RTFL 525 04

Flessibile 1 m. PVC metallizzato
 Metalized PVC 1 m. flexible hose
 Flexible 1 m. en PVC métallisé
 Brauseschlauch 1 m. PVC metallisiert

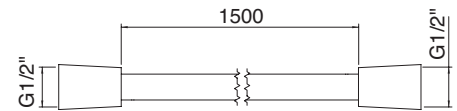


1 M PVC



- IS IT RTFL 501 IS
- 01 IT RTFL 501 01
- 03 IT RTFL 501 03
- 04 IT RTFL 501 04

Flessibile 1,5 m. PVC metallizzato
 Metalized PVC 1,5 m. flexible hose
 Flexible 1,5 m. en PVC métallisé
 Brauseschlauch 1,5 m. PVC metallisiert

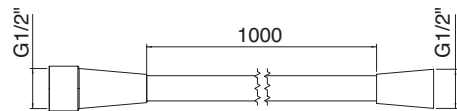


1,5 M PVC



- IS RWIT 6565 IS 90
- 01 RWIT 6565 01 90
- 03 RWIT 6565 03 90
- 04 RWIT 6565 04 90

Flessibile 1 m. PVC
 PVC 1 m. flexible hose
 Flexible 1 m. en PVC
 Brauseschlauch 1 m. PVC
 Art. RWIT 6565 _ 15



1 M PVC



W-Touch

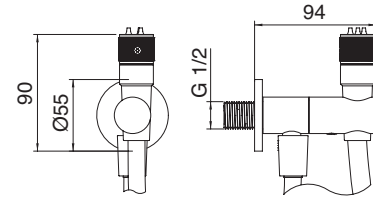
Watt

W-Smart

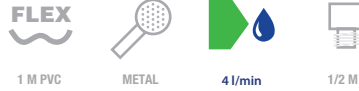
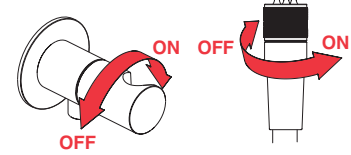
Showers

- IS RWIT 6565 IS 15
- 01 RWIT 6565 01 15
- 03 RWIT 6565 03 15
- 04 RWIT 6565 04 15

Idroscopino per WC
 WC hand shower set
 Douchette pour WC
 Handbrause Set für WC



INSTRUCTION FOR USE

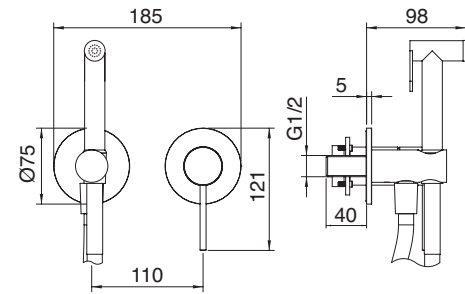


- IS RWIT 13D4 IS 30
- 01 RWIT 13D4 01 30
- 03 RWIT 13D4 03 30
- 04 RWIT 13D4 04 30

Miscelatore incasso con doccetta per WC
 Concealed mixer with wc hand shower
 Mitigeur à encastrer avec douchette WC
 U-P Mischer mit WC Handbrause

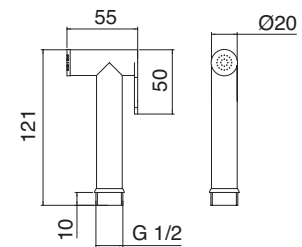


RWIT 51A5 ZZ 01
 + PARTI INCASSO - CONCEALED BODY
 CORPS À ENCASTRER - UNTERPUTZTEIL



- IS IT RTDO 161 IS
- 01 IT RTDO 161 01
- 03 IT RTDO 161 03
- 04 IT RTDO 161 04

Doccetta WC
 WC hand-shower
 Douchette WC
 WC Handbrause



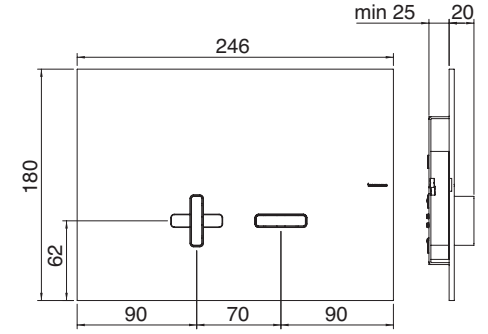
Cleaning - Flushing

W-Touch



- IS IT RTBS 111 IS
- 01 IT RTBS 111 01
- 03 IT RTBS 111 03
- 04 IT RTBS 111 04

Comando cassetta WC per sistemi di fissaggio *
Flush plates for fixing systems *
Plaque de commande pour systèmes de fixation *
Betätigungsplatte für Befestigungssysteme *



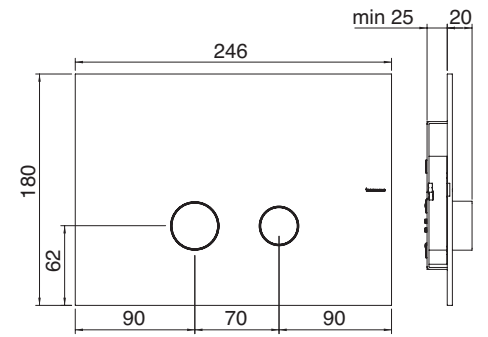
Watt

W-Smart



- IS IT RTBS 112 IS
- 01 IT RTBS 112 01
- 03 IT RTBS 112 03
- 04 IT RTBS 112 04

Comando cassetta WC per sistemi di fissaggio *
Flush plates for fixing systems *
Plaque de commande pour systèmes de fixation *
Betätigungsplatte für Befestigungssysteme *



Cleaning - Flushing



IN STOCK

* Verificare la compatibilità sul sito web - Check website for compatibility - Vérifier la compatibilité sur le site web - Überprüfen Sie die Website auf Kompatibilität - www.rubINETTERIE3m.it

Bath Accessories

Treemme

inox IS

gun metal - PVD 01

bronze - PVD 03

yellow gold - PVD 04



W-Touch

Watt

W-Smart

Showers

Bath Accessories

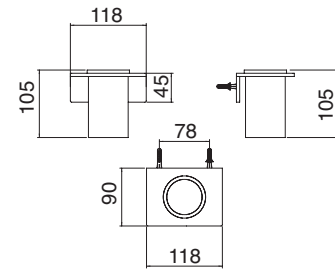


IS IT 9004 IS ZZ ZZ

Portabicchiere
Glass holder
Porte verre
Glashalter



RWIT9071BB10

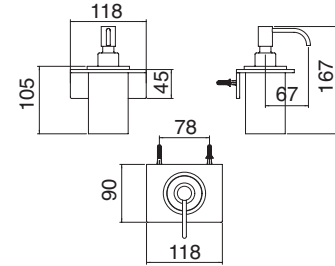


IS IT 9041 IS ZZ ZZ

Portadosatore
Liquid soap dispenser
Distributeur de savon liquide
Seifenspender



RWIT9071IS01



IS IT 9071 IS ZZ ZZ

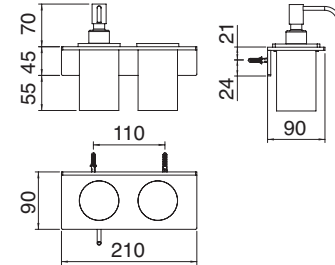
Portadosatore e portabicchiere
Liquid soap dispenser and glass holder
Distributeur de savon liquide et porte verre
Seifenspender und Glashalter



RWIT9071IS01



RWIT9071BB10



IS IT 9075 IS ZZ ZZ

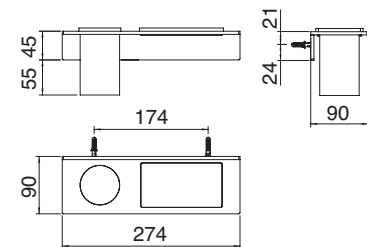
Portabicchiere e portaoggetti
Glass holder with shelf
Porte verre avec tablette
Glashalter mit Halt



RWIT9071BB10



RWIT9072BB10



IS IT 9072 IS ZZ ZZ

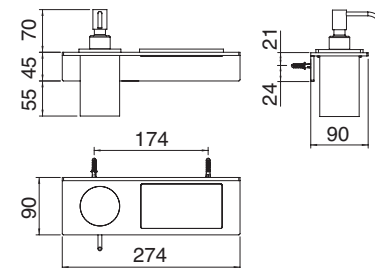
Portadosatore e portaoggetti
Liquid soap dispenser with shelf
Distributeur de savon liquide avec tablette
Seifenspender mit Halt



RWIT9071IS01



RWIT9072BB10



IS IT 9073 IS ZZ ZZ

Portadosatore, portabicchiere e portaoggetti
Liquid soap dispenser, glass holder and shelf
Distributeur de savon liquide, porte verre et tablette
Seifenspender, glashalter und Halt



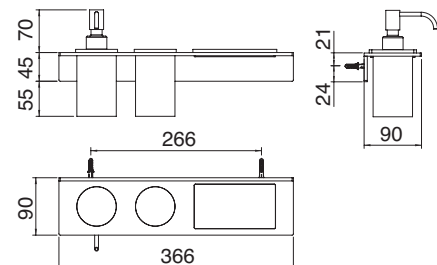
RWIT9071IS01



RWIT9071BB10



RWIT9072BB10



Bath Accessories _ 5mm

W-Touch

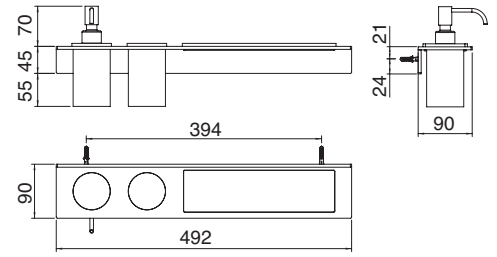


IS IT 9074 IS ZZ ZZ

Portadosatore, portabicchiere e portaoggetti
Liquid soap dispenser, glass holder and shelf
Distributeur de savon liquide, porte verre et tablette
Seifenspender, glashalter und Halt



RWIT9071IS01 RWIT9071BB10 RWIT9062BB10

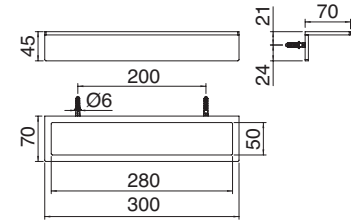


Watt



IS IT 9024 IS ZZ ZZ

Portasalviette 30 cm.
30 cm. single towel holder
Porte serviette 30 cm.
Handtuchstange 30 cm.

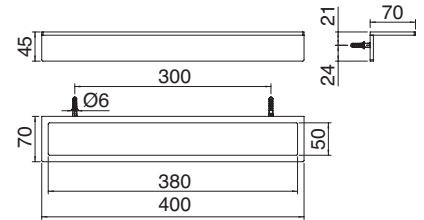


W-Smart




IS IT 9006 IS ZZ ZZ

Portasalviette 40 cm.
40 cm. single towel holder
Porte serviette 40 cm.
Handtuchstange 40 cm.

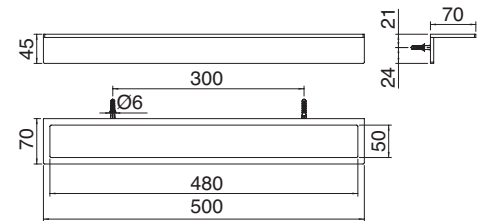


Showers



IS IT 9065 IS ZZ ZZ

Portasalviette 50 cm.
50 cm. single towel holder
Porte serviette 50 cm.
Handtuchstange 50 cm.

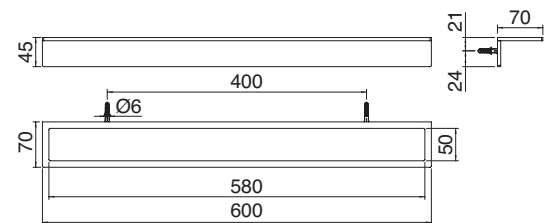


Bath Accessories



IS IT 9005 IS ZZ ZZ

Portasalviette 60 cm.
60 cm. single towel holder
Porte serviette 60 cm.
Handtuchstange 60 cm.

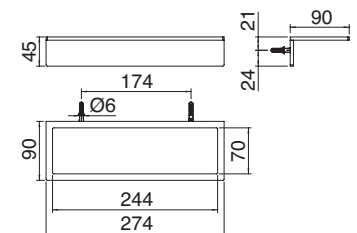


IS IT 9062 IS ZZ ZZ

Mensola 27,4 cm.
27,4 cm. bathroom shelf
Tablette 27,4 cm.
Regal 27,4 cm.



RWIT9062BB10

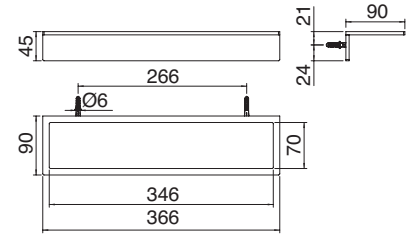


IS IT 9016 IS ZZ ZZ

Mensola 36,6 cm.
36,6 cm. bathroom shelf
Tablette 36,6 cm.
Regal 36,6 cm.



RWIT9016BB10

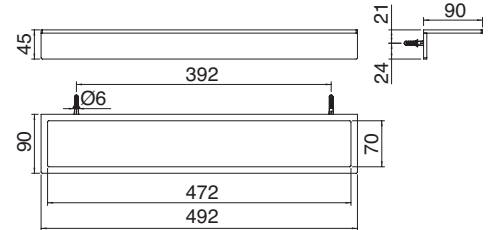


IS IT 9026 IS ZZ ZZ

Mensola 49,2 cm.
49,2 cm. bathroom shelf
Tablette 49,2 cm.
Regal 49,2 cm.

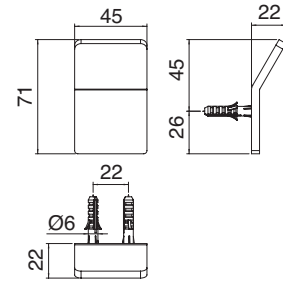



RWIT9026BB10



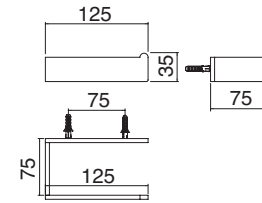
IS IT 9011 IS ZZ ZZ

Porta abiti
Robe hook
Porte manteau
Kleiderhaken




IS IT 9001 IS ZZ ZZ

Portacarta
Toilet roll holder
Porte papier
Rollenhalter

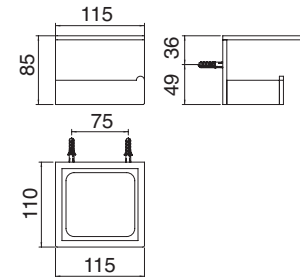


IS IT 9059 IS ZZ ZZ

Portacarta e portaoggetti
Toilet roll holder and shelf
Porte papier et tablette
Rollenhalter und Halt

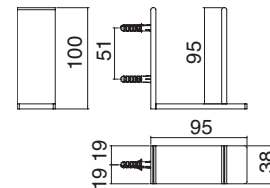


RWIT9059BB10



IS IT 9028 IS ZZ ZZ

Portacarta di scorta
Spare toilet roll holder
Porte papier de réserve
Reserve WC-Papierhalter



W-Touch

Watt

W-Smart

Showers

Bath Accessories

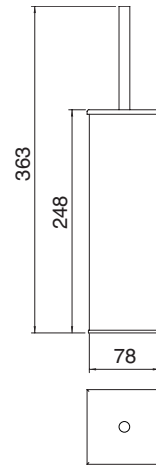






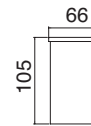
IS IT 9007 IS ZZ ZZ

Portascopino
Brush holder
Porte balai
Bürstenhalter



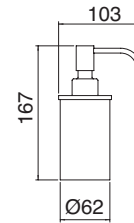
BB RWIT 9071 BB 10

Bicchiere per art. 9075/9071/9073/9074
Glass for art. 9075/9071/9073/9074
Verre pour art. 9075/9071/9073/9074
Glas für Art. 9075/9071/9073/9074



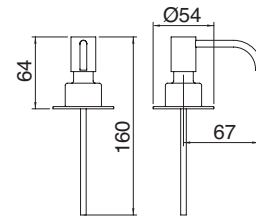
IS RWIT 9071 IS 01

Dosatore
Liquid soap dispenser
Distributeur de savon liquide
Seifenspender



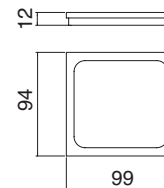
IS RJIT 9071 IS 01

Pompetta per dosatore sapone
Pump for soap dispenser
Pompe pour distributeur de savon
Ersatzpumpe für Seifenspender



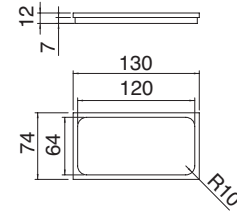
BB RWIT 9059 BB 10

Mensola per art. 9059
Shelf for art. 9059
Tablette pour art. 9059
Halle für Art. 9059




BB RWIT 9072 BB 10

Mensola per art. 9072/9073/9075
 Shelf for art. 9072/9073/9075
 Tablette pour art. 9072/9073/9075
 Halle für Art. 9072/9073/9075




BB RWIT 9062 BB 10

Mensola per art. 9062/9074
 Shelf for art. 9062/9074
 Tablette pour art. 9062/9074
 Halle für Art. 9062/9074




BB RWIT 9016 BB 10

Mensola per art. 9016
 Shelf for art. 9016
 Tablette pour art. 9016
 Halle für Art. 9016



BB RWIT 9026 BB 10

Mensola per art. 9026
 Shelf for art. 9026
 Tablette pour art. 9026
 Halle für Art. 9026



Bath Accessories _ 22mm

W-Touch

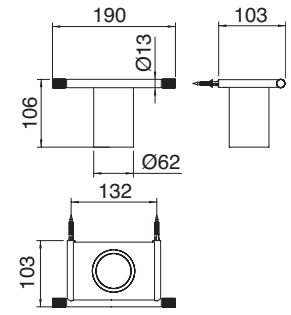


- IS IT 8304 IS ZZ ZZ
- 01 IT 8304 01 ZZ ZZ
- 03 IT 8304 03 ZZ ZZ
- 04 IT 8304 04 ZZ ZZ

Portabicchiere
Glass holder
Porte verre
Glashalter



RWIT9071BB10 RWIT8341BB10



Watt

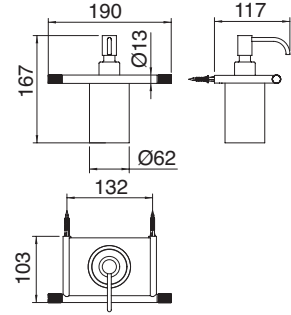


- IS IT 8341 IS ZZ ZZ
- 01 IT 8341 01 ZZ ZZ
- 03 IT 8341 03 ZZ ZZ
- 04 IT 8341 04 ZZ ZZ

Portadosatore
Liquid soap dispenser
Distributeur de savon liquide
Seifenspender



RWIT9071IS01 RWIT8341BB10



W-Smart

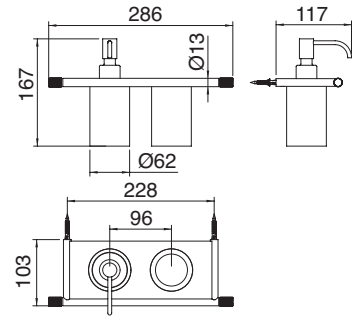


- IS IT 8371 IS ZZ ZZ
- 01 IT 8371 01 ZZ ZZ
- 03 IT 8371 03 ZZ ZZ
- 04 IT 8371 04 ZZ ZZ

Portadosatore e portabicchiere
Liquid soap dispenser and glass holder
Distributeur de savon liquide et porte verre
Seifenspender und Glashalter



RWIT9071IS01 RWIT9071BB10 RWIT8371BB10



Showers

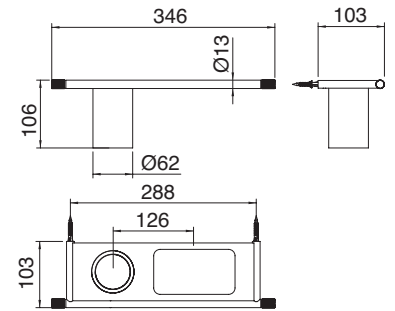


- IS IT 8375 IS ZZ ZZ
- 01 IT 8375 01 ZZ ZZ
- 03 IT 8375 03 ZZ ZZ
- 04 IT 8375 04 ZZ ZZ


Portabicchiere e portaoggetti
Glass holder with shelf
Porte verre avec tablette
Glashalter mit Halt



RWIT9071BB10 RWIT8372BB10



Bath Accessories

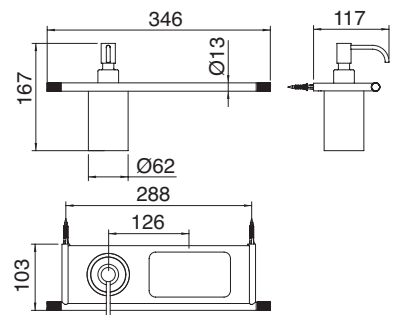


- IS IT 8372 IS ZZ ZZ
- 01 IT 8372 01 ZZ ZZ
- 03 IT 8372 03 ZZ ZZ
- 04 IT 8372 04 ZZ ZZ

Portadosatore e portaoggetti
Liquid soap dispenser with shelf
Distributeur de savon liquide avec tablette
Seifenspender mit Halt



RWIT9071IS01 RWIT8372BB10

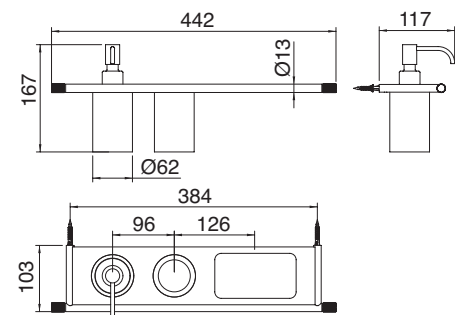


- IS IT 8373 IS ZZ ZZ
- 01 IT 8373 01 ZZ ZZ
- 03 IT 8373 03 ZZ ZZ
- 04 IT 8373 04 ZZ ZZ

Portadosatore, portabicchiere e portaoggetti
Liquid soap dispenser, glass holder and shelf
Distributeur de savon liquide, porte verre et tablette
Seifenspender, glashalter und Halt



RWIT9071IS01 RWIT9071BB10 RWIT8373BB10





W-Touch

Watt

W-Smart

Showers

Bath Accessories



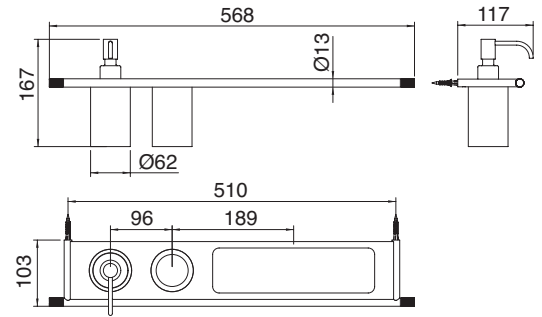


- IS IT 8374 IS ZZ ZZ
- 01 IT 8374 01 ZZ ZZ
- 03 IT 8374 03 ZZ ZZ
- 04 IT 8374 04 ZZ ZZ

Portadosatore, portabicchiere e portaoggetti
 Liquid soap dispenser, glass holder and shelf
 Distributeur de savon liquide, porte verre et tablette
 Seifenspender, glashalter und Halt

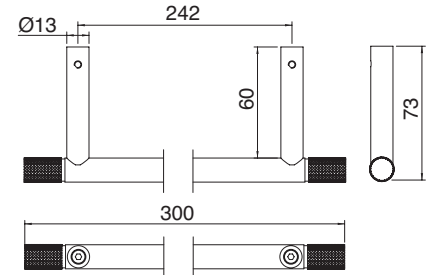


RWIT9071IS01 RWIT9071BB10 RWIT8374BB10



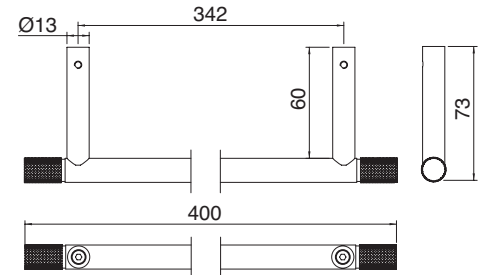
- IS IT 8324 IS ZZ ZZ
- 01 IT 8324 01 ZZ ZZ
- 03 IT 8324 03 ZZ ZZ
- 04 IT 8324 04 ZZ ZZ

Portasalvietta 30 cm.
 30 cm. single towel holder
 Porte serviette 30 cm.
 Handtuchstange 30 cm.



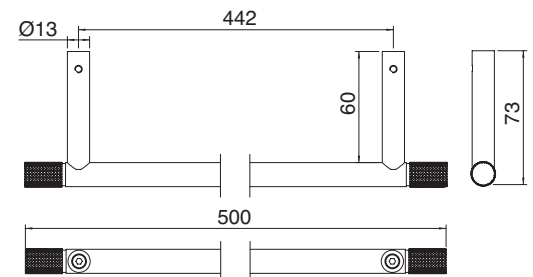
- IS IT 8306 IS ZZ ZZ
- 01 IT 8306 01 ZZ ZZ
- 03 IT 8306 03 ZZ ZZ
- 04 IT 8306 04 ZZ ZZ

Portasalvietta 40 cm.
 40 cm. single towel holder
 Porte serviette 40 cm.
 Handtuchstange 40 cm.



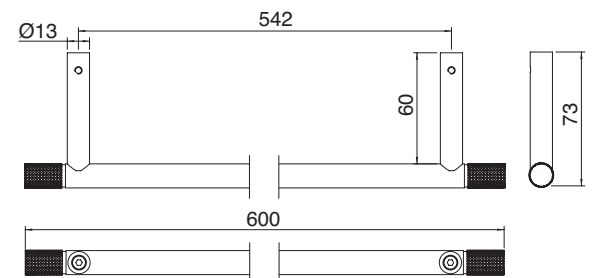
- IS IT 8365 IS ZZ ZZ
- 01 IT 8365 01 ZZ ZZ
- 03 IT 8365 03 ZZ ZZ
- 04 IT 8365 04 ZZ ZZ

Portasalvietta 50 cm.
 50 cm. single towel holder
 Porte serviette 50 cm.
 Handtuchstange 50 cm.



- IS IT 8305 IS ZZ ZZ
- 01 IT 8305 01 ZZ ZZ
- 03 IT 8305 03 ZZ ZZ
- 04 IT 8305 04 ZZ ZZ

Portasalvietta 60 cm.
 60 cm. single towel holder
 Porte serviette 60 cm.
 Handtuchstange 60 cm.



Bath Accessories _ 22mm

W-Touch

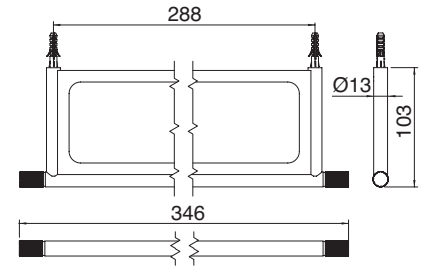


- IS IT 8362 IS ZZ ZZ
- 01 IT 8362 01 ZZ ZZ
- 03 IT 8362 03 ZZ ZZ
- 04 IT 8362 04 ZZ ZZ

Mensola 34,6 cm.
34,6 cm. bathroom shelf
Tablette 34,6 cm.
Regal 34,6 cm.



RWIT8362BB10



Watt

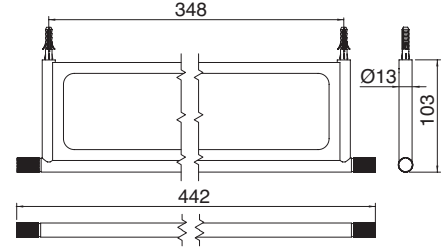


- IS IT 8316 IS ZZ ZZ
- 01 IT 8316 01 ZZ ZZ
- 03 IT 8316 03 ZZ ZZ
- 04 IT 8316 04 ZZ ZZ

Mensola 44,2 cm.
44,2 cm. bathroom shelf
Tablette 44,2 cm.
Regal 44,2 cm.



RWIT8316BB10



W-Smart

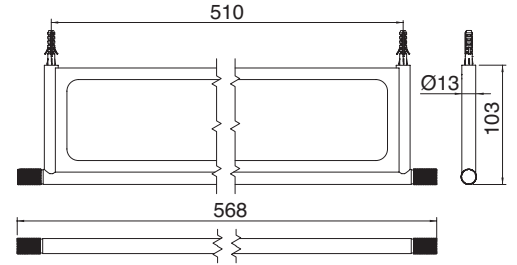


- IS IT 8326 IS ZZ ZZ
- 01 IT 8326 01 ZZ ZZ
- 03 IT 8326 03 ZZ ZZ
- 04 IT 8326 04 ZZ ZZ

Mensola 56,8 cm.
56,8 cm. bathroom shelf
Tablette 56,8 cm.
Regal 56,8 cm.



RWIT8326BB10

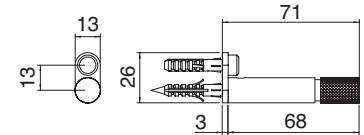


Showers



- IS IT 8311 IS ZZ ZZ
- 01 IT 8311 01 ZZ ZZ
- 03 IT 8311 03 ZZ ZZ
- 04 IT 8311 04 ZZ ZZ

Porta abiti
Robe hook
Porte manteau
Kleiderhaken



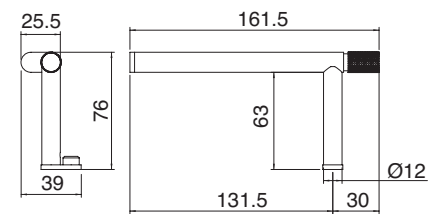
Bath Accessories



- IS IT 8301 IS ZZ ZZ
- 01 IT 8301 01 ZZ ZZ
- 03 IT 8301 03 ZZ ZZ
- 04 IT 8301 04 ZZ ZZ

Portacarta
Toilet roll holder
Porte papier
Rollenhalter

- Versione destra disponibile su richiesta
- Right version available on request
- Version à droite disponible sur demande
- Auf Anfrage auch in Version rechts erhältlich

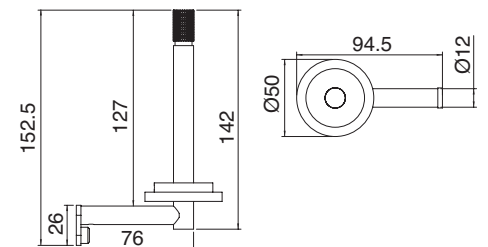


- IS IT 8328 IS ZZ ZZ
- 01 IT 8328 01 ZZ ZZ
- 03 IT 8328 03 ZZ ZZ
- 04 IT 8328 04 ZZ ZZ

Portacarta di scorta
Spare toilet roll holder
Porte papier de réserve
Reserve WC-Papierhalter



RWIT8328BB10



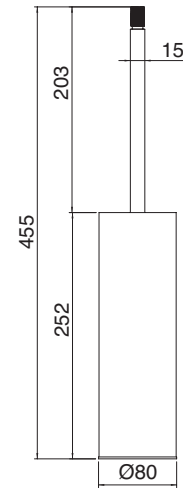






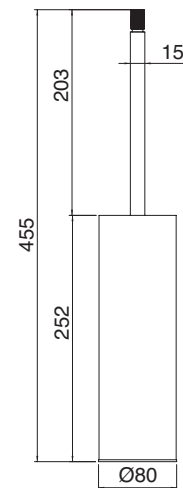
IS IT 8307 IS ZZ ZZ
01 IT 8307 01 ZZ ZZ
03 IT 8307 03 ZZ ZZ
04 IT 8307 04 ZZ ZZ

Portascopino
 Brush holder
 Porte balai
 Bürstenhalter



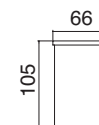
IS IT 8313 IS ZZ ZZ
01 IT 8313 01 ZZ ZZ
03 IT 8313 03 ZZ ZZ
04 IT 8313 04 ZZ ZZ

Portascopino a muro
 Wall mounted toilet brush holder
 Porte balai mural
 Bürstenhalter Wandmontage



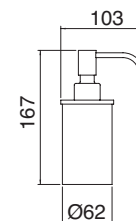
BB RWIT 9071 BB 10

Bicchieri per art. 9075/9071/9073/9074
 Glass for art. 9075/9071/9073/9074
 Verre pour art. 9075/9071/9073/9074
 Glas für Art. 9075/9071/9073/9074



IS RWIT 9071 IS 01
01 RWIT 9071 01 01
03 RWIT 9071 03 01
04 RWIT 9071 04 01

Dosatore
 Liquid soap dispenser
 Distributeur de savon liquide
 Seifenspender



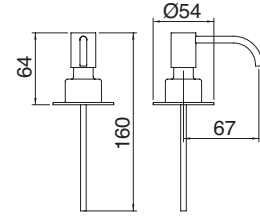
Bath Accessories _ 22mm

W-Touch




- IS RJIT 9071 IS 01
- 01 RJIT 9071 01 01
- 03 RJIT 9071 03 01
- 04 RJIT 9071 04 01

Pompetta per dosatore sapone
 Pump for soap dispenser
 Pompe pour distributeur de savon
 Ersatzpumpe für Seifenspender

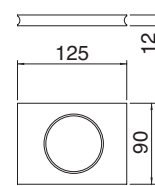


Watt



- BB RWIT 8341 BB 10

Mensola per art. 8304/8341
 Shelf for art. 8304/8341
 Tablette pour art. 8304/8341
 Halle für Art. 8304/8341

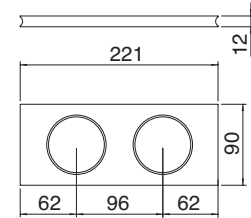


W-Smart



- BB RWIT 8371 BB 10

Mensola per art. 8371
 Shelf for art. 8371
 Tablette pour art. 8371
 Halle für Art. 8371

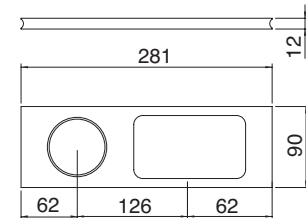


Showers



- BB RWIT 8372 BB 10

Mensola per art. 8372/8375
 Shelf for art. 8372/8375
 Tablette pour art. 8372/8375
 Halle für Art. 8372/8375

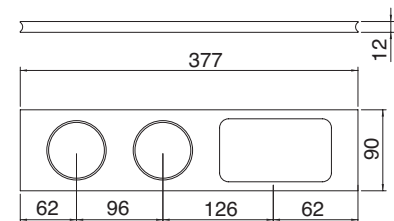


Bath Accessories



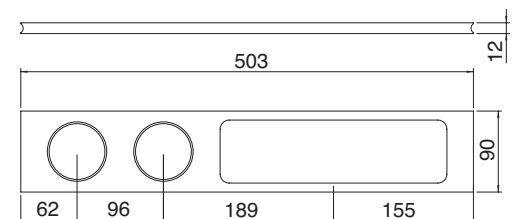
- BB RWIT 8373 BB 10

Mensola per art. 8373
 Shelf for art. 8373
 Tablette pour art. 8373
 Halle für Art. 8373




- BB RWIT 8374 BB 10

Mensola per art. 8374
 Shelf for art. 8374
 Tablette pour art. 8374
 Halle für Art. 8374




BB RWIT 8362 BB 10

Mensola per art. 8362
Shelf for art. 8362
Tablette pour art. 8362
Halle für Art. 8362




BB RWIT 8316 BB 10

Mensola per art. 8316
Shelf for art. 8316
Tablette pour art. 8316
Halle für Art. 8316



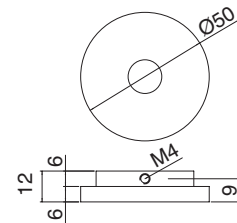
BB RWIT 8326 BB 10

Mensola per art. 8326
Shelf for art. 8326
Tablette pour art. 8326
Halle für Art. 8326



BB RWIT 8328 BB 10

Ricambio per art. 8326
Replacement for art. 8326
Remplacement pour art. 8326
Ersatz für Art. 8326



Bath Accessories _ 40mm

W-Touch

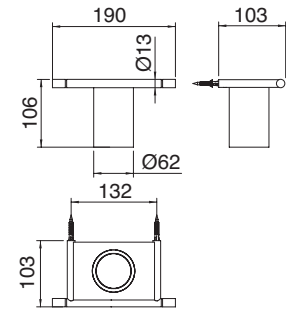


- IS IT 4Z04 IS ZZ ZZ
- 01 IT 4Z04 01 ZZ ZZ
- 03 IT 4Z04 03 ZZ ZZ
- 04 IT 4Z04 04 ZZ ZZ

Portabicchiere
Glass holder
Porte verre
Glashalter



RWIT9071BB10 RWIT8341BB10



Watt

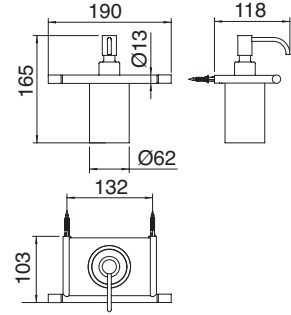


- IS IT 4Z41 IS ZZ ZZ
- 01 IT 4Z41 01 ZZ ZZ
- 03 IT 4Z41 03 ZZ ZZ
- 04 IT 4Z41 04 ZZ ZZ


Portadosatore
Liquid soap dispenser
Distributeur de savon liquide
Seifenspender



RWIT9071IS01 RWIT8341BB10



W-Smart

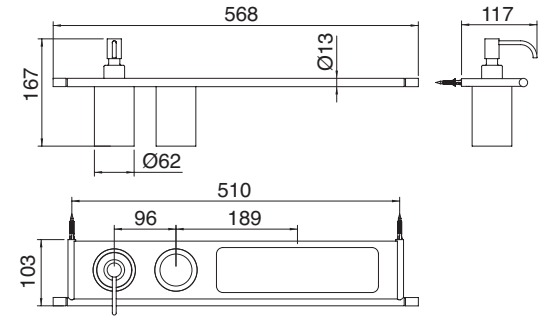


- IS IT 4Z74 IS ZZ ZZ
- 01 IT 4Z74 01 ZZ ZZ
- 03 IT 4Z74 03 ZZ ZZ
- 04 IT 4Z74 04 ZZ ZZ

Portadosatore, portabicchiere e portaoggetti
Liquid soap dispenser, glass holder and shelf
Distributeur de savon liquide, porte verre et tablette
Seifenspender, glashalter und Halt



RWIT9071IS01 RWIT9071BB10 RWIT8374BB10

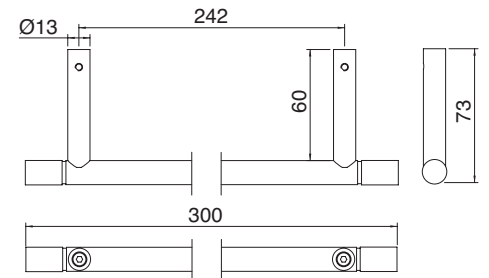


Showers



- IS IT 4Z24 IS ZZ ZZ
- 01 IT 4Z24 01 ZZ ZZ
- 03 IT 4Z24 03 ZZ ZZ
- 04 IT 4Z24 04 ZZ ZZ

Portasalvietta 30 cm.
30 cm. single towel holder
Porte serviette 30 cm.
Handtuchstange 30 cm.

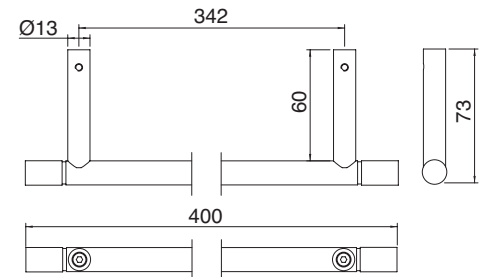


Bath Accessories



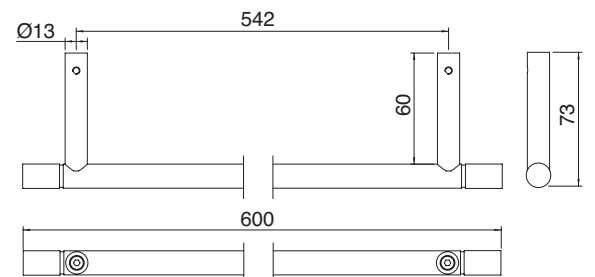
- IS IT 4Z06 IS ZZ ZZ
- 01 IT 4Z06 01 ZZ ZZ
- 03 IT 4Z06 03 ZZ ZZ
- 04 IT 4Z06 04 ZZ ZZ

Portasalvietta 40 cm.
40 cm. single towel holder
Porte serviette 40 cm.
Handtuchstange 40 cm.



- IS IT 4Z05 IS ZZ ZZ
- 01 IT 4Z05 01 ZZ ZZ
- 03 IT 4Z05 03 ZZ ZZ
- 04 IT 4Z05 04 ZZ ZZ

Portasalvietta 60 cm.
60 cm. single towel holder
Porte serviette 60 cm.
Handtuchstange 60 cm.





IT 4Z06 01 ZZ ZZ

W-Touch

Watt

W-Smart

Showers

Bath Accessories

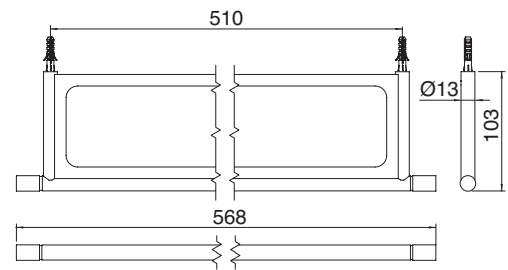


IS IT 4Z26 IS ZZ ZZ
 01 IT 4Z26 01 ZZ ZZ
 03 IT 4Z26 03 ZZ ZZ
 04 IT 4Z26 04 ZZ ZZ

Mensola 56,8 cm.
 56,8 cm. bathroom shelf
 Tablette 56,8 cm.
 Regal 56,8 cm.

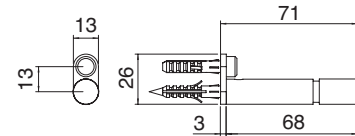


RWIT8326BB10



IS IT 4Z11 IS ZZ ZZ
 01 IT 4Z11 01 ZZ ZZ
 03 IT 4Z11 03 ZZ ZZ
 04 IT 4Z11 04 ZZ ZZ

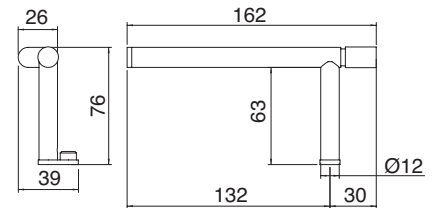
Porta abiti
 Robe hook
 Porte manteau
 Kleiderhaken



IS IT 4Z01 IS ZZ ZZ
 01 IT 4Z01 01 ZZ ZZ
 03 IT 4Z01 03 ZZ ZZ
 04 IT 4Z01 04 ZZ ZZ

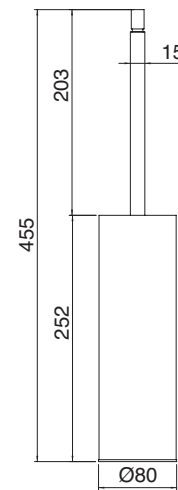
Portacarta
 Toilet roll holder
 Porte papier
 Rollenhalter

- Versione destra disponibile su richiesta
 Right version available on request
 Version à droite disponible sur demande
 Auf Anfrage auch in Version rechts erhältlich



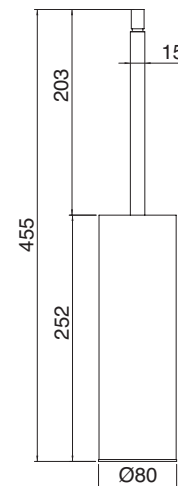
IS IT 4Z07 IS ZZ ZZ
 01 IT 4Z07 01 ZZ ZZ
 03 IT 4Z07 03 ZZ ZZ
 04 IT 4Z07 04 ZZ ZZ

Portascopino
 Brush holder
 Porte balai
 Bürstenhalter



IS IT 4Z13 IS ZZ ZZ
 01 IT 4Z13 01 ZZ ZZ
 03 IT 4Z13 03 ZZ ZZ
 04 IT 4Z13 04 ZZ ZZ

Portascopino a muro
 Wall mounted toilet brush holder
 Porte balai mural
 Bürstenhalter Wandmontage



W-Touch

Watt

W-Smart

Showers

Bath Accessories





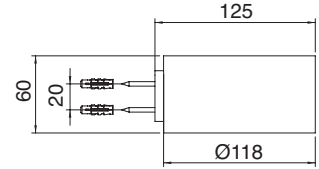
Bath Accessories _ 40mm

W-Touch



BB IT 1Z04 BB ZZ 06

Cestino doccia basso
Wall-mounted shower basket
Verre de douche mural
Niedrige Duschkorb

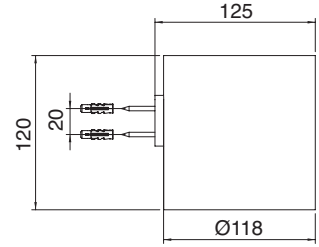


Watt



BB IT 1Z04 BB ZZ 12

Cestino doccia alto
Wall-mounted shower basket
Verre de douche mural
Hohen Duschkorb

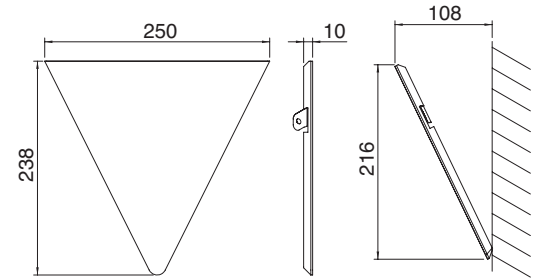


W-Smart



BB IT 1Z36 BB ZZ ZZ

Angolare doccia
Corner sponge holder
Porte éponge coin
Schwammhalter

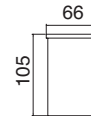


Showers



BB RWIT 9071 BB 10

Bicchiere per art. 4Z74
Glass for art. 4Z74
Verre pour art. 4Z74
Glas für Art. 4Z74



Bath Accessories



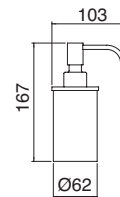
IS RWIT 9071 IS 01

01 RWIT 9071 01 01

03 RWIT 9071 03 01

04 RWIT 9071 04 01

Dosatore
Liquid soap dispenser
Distributeur de savon liquide
Seifenspender



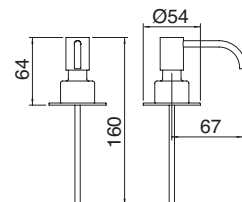
IS RJIT 9071 IS 01

01 RJIT 9071 01 01

03 RJIT 9071 03 01

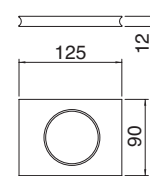

04 RJIT 9071 04 01

Pompetta per dosatore sapone
Pump for soap dispenser
Pompe pour distributeur de savon
Ersatzpumpe für Seifenspender



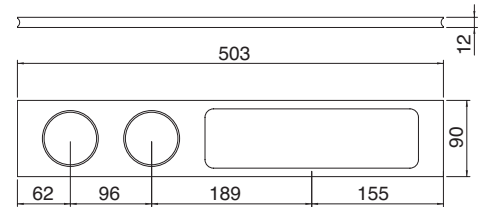
BB RWIT 8341 BB 10

Mensola per art. 4Z41
 Shelf for art. 4Z41
 Tablette pour art. 4Z41
 Halle für Art. 4Z41



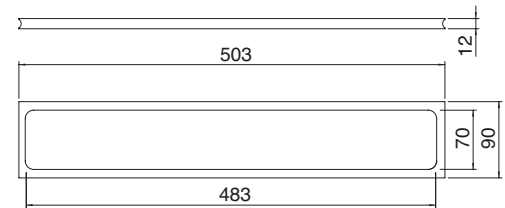
BB RWIT 8374 BB 10

Mensola per art. 4Z74
 Shelf for art. 4Z74
 Tablette pour art. 4Z74
 Halle für Art. 4Z74



BB RWIT 8326 BB 10

Mensola per art. 4Z26
 Shelf for art. 4Z26
 Tablette pour art. 4Z26
 Halle für Art. 4Z26



W-Touch

Watt

W-Smart

Showers

Bath Accessories

Kitchen

Treemme

inox IS
gun metal - PVD 01
bronze - PVD 03
yellow gold - PVD 04



W-Touch

Watt

W-Smart

Showers

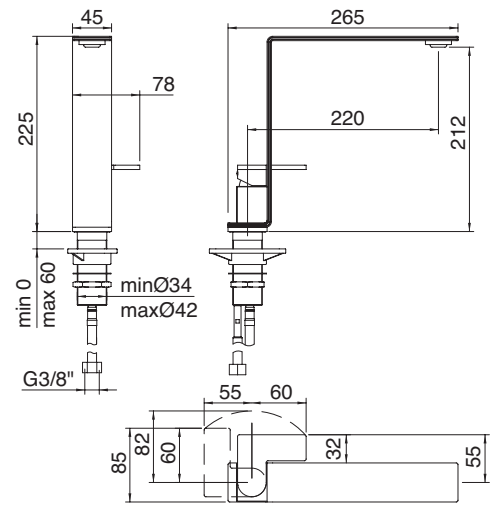
Bath Accessories

Kitchen



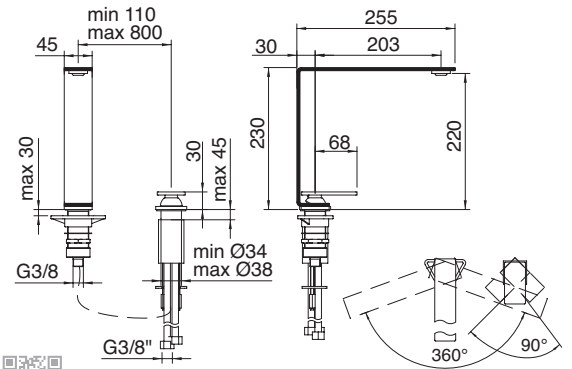

IS IT 2834 IS 5B ZZ

Miscelatore lavello
Sink mixer
Mitigeur évier
Einhebel - Spültischarmatur



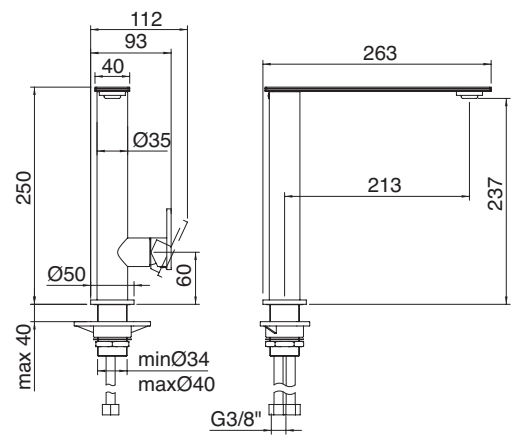

IS IT 2833 IS 5M ZZ

Miscelatore lavello
Sink mixer
Mitigeur évier
Einhebel - Spültischarmatur



IS IT 2831 IS 5P ZZ

Miscelatore lavello
Sink mixer
Mitigeur évier
Einhebel - Spültischarmatur



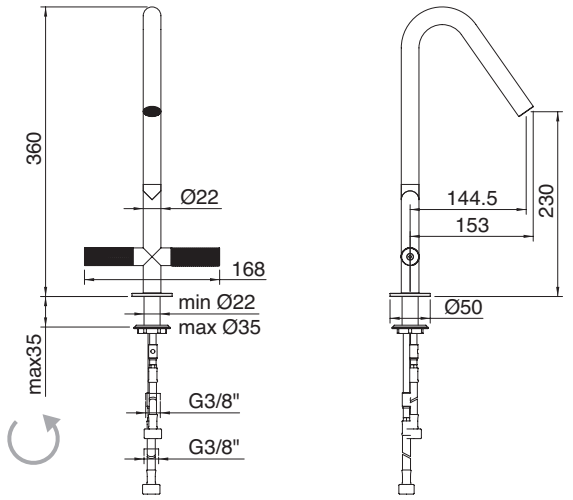
Kitchen _ 22mm

W-Touch



- IS IT 6031 IS 2G ZZ
- 01 IT 6031 01 2G ZZ
- 02 IT 6031 03 2G ZZ
- 03 IT 6031 04 2G ZZ

Monoforo lavello
Single hole sink mixer
Mélangeur évier monotrou
Spültisch-Einlochbatterie



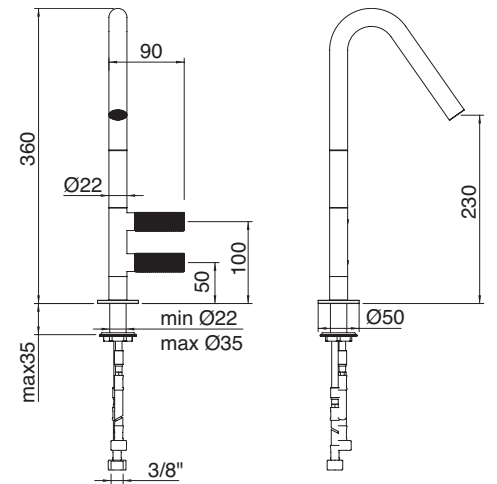
Watt

W-Smart



- IS IT 3031 IS 2G ZZ
- 01 IT 3031 01 2G ZZ
- 03 IT 3031 03 2G ZZ
- 04 IT 3031 04 2G ZZ

Monoforo lavello
Single hole sink mixer
Mélangeur évier monotrou
Spültisch-Einlochbatterie



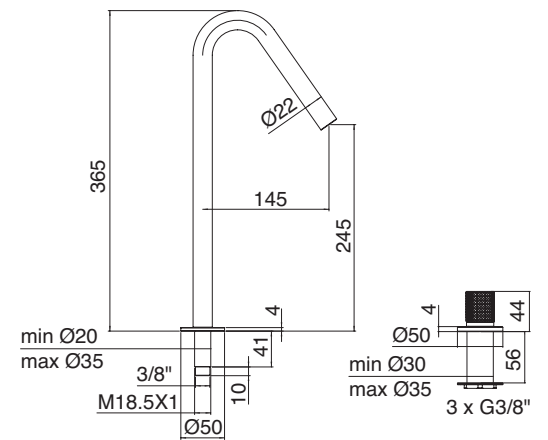
Showers

Bath Accessories



- IS IT 1133 IS 2H ZZ
- 01 IT 1133 01 2H ZZ
- 03 IT 1133 03 2H ZZ
- 04 IT 1133 04 2H ZZ

Miscelatore lavello
Sink mixer
Mitigeur évier
Einhebel - Spültischarmatur

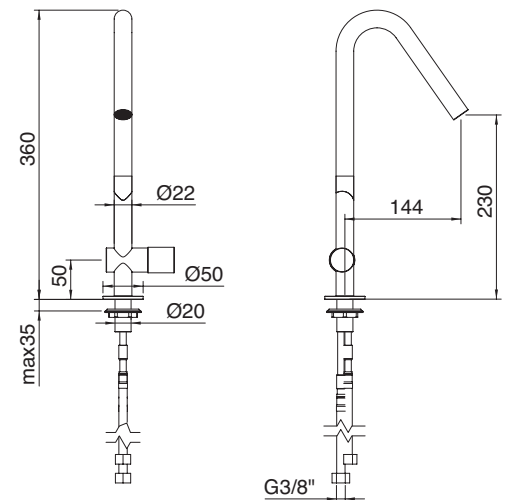


Kitchen



- IS IT 1134 IS 2H ZZ
- 01 IT 1134 01 2H ZZ
- 03 IT 1134 03 2H ZZ
- 04 IT 1134 04 2H ZZ

Miscelatore lavello
Sink mixer
Mitigeur évier
Einhebel - Spültischarmatur





IT 1134 01 2H ZZ

W-Touch

Watt

W-Smart

Showers

Bath Accessories

Kitchen

W-Touch

Watt

W-Smart

Showers

Bath Accessories

Kitchen





W-Touch

Watt

W-Smart

Showers

Bath Accessories

Kitchen

W-Touch

Watt

W-Smart

Showers

Bath Accessories

Kitchen



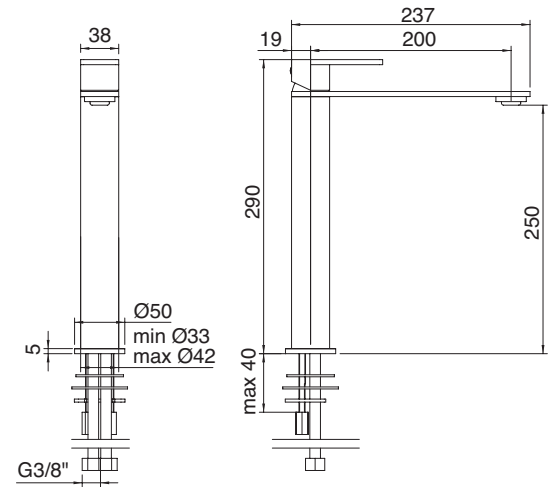


- IS IT 9A31 IS TS ZZ
- 01 IT 9A31 01 TS ZZ
- 03 IT 9A31 03 TS ZZ
- 04 IT 9A31 04 TS ZZ

Miscelatore lavello
Sink mixer
Mitigeur évier
Einhebel - Spültischarmatur



RWIT9A11ZZ04 ITRTAE130ZZ - 14° ITRTAT118ZZ 4 l/min 360°

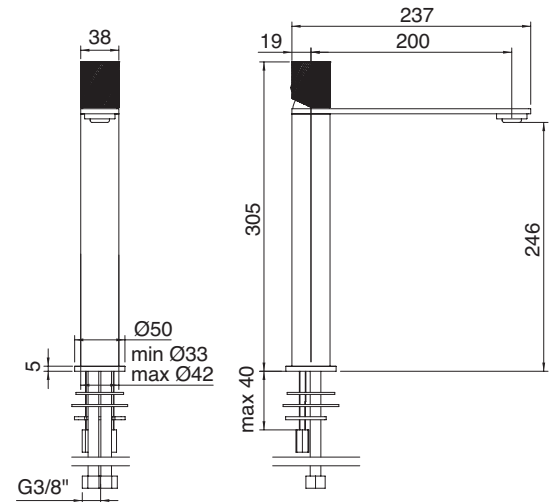


- IS IT 9A31 IS TZ ZZ
- 01 IT 9A31 01 TZ ZZ
- 03 IT 9A31 03 TZ ZZ
- 04 IT 9A31 04 TZ ZZ

Miscelatore lavello
Sink mixer
Mitigeur évier
Einhebel - Spültischarmatur



RWIT9A11ZZ04 ITRTAE130ZZ - 14° ITRTAT118ZZ 4 l/min 360°



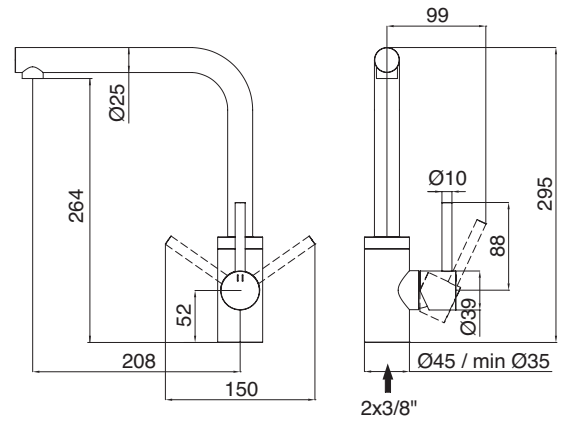
Kitchen _ 40mm

W-Touch



IS IT 1334 IS 40 ZZ

Miscelatore lavello
Sink mixer
Mitigeur évier
Einhebel - Spültischarmatur



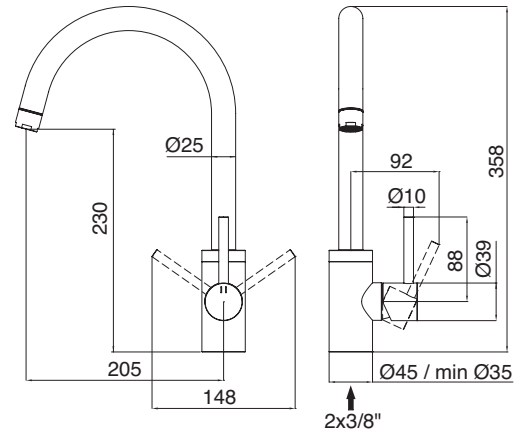
Watt

W-Smart



IS IT 1332 IS 40 ZZ
01 IT 1332 01 40 ZZ
03 IT 1332 03 40 ZZ
04 IT 1332 04 40 ZZ

Miscelatore lavello
Sink mixer
Mitigeur évier
Einhebel - Spültischarmatur



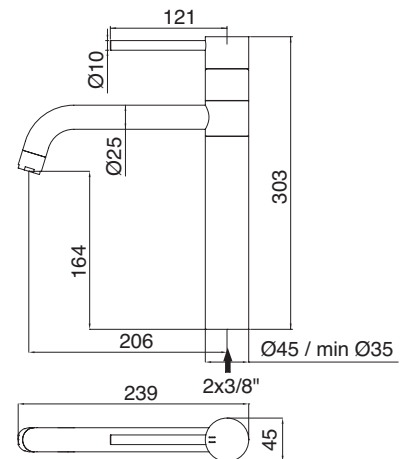
Showers

Bath Accessories



IS IT 1331 IS 40 ZZ

Miscelatore lavello
Sink mixer
Mitigeur évier
Einhebel - Spültischarmatur

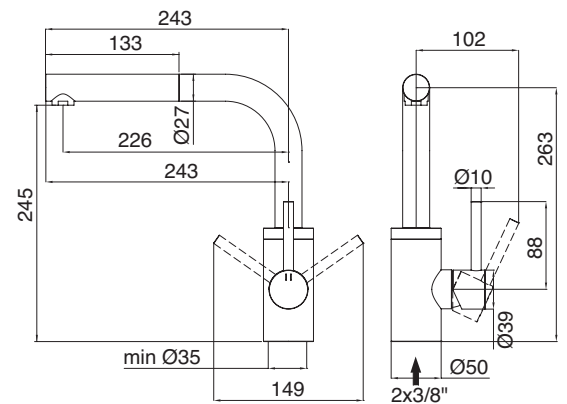


Kitchen



IS IT 1343 IS 40 ZZ
01 IT 1343 01 40 ZZ
03 IT 1343 03 40 ZZ
04 IT 1343 04 40 ZZ

Miscelatore lavello con doccetta estraibile
Sink mixer with extractable hand-shower
Mitigeur évier avec douchette extractible
Spülbecken-Mischregler mit ausziehbarer
Auslauf und Handbrause





W-Touch

Watt

W-Smart

Showers

Bath Accessories

Kitchen

W-Touch

Watt

W-Smart

Showers

Bath Accessories

Kitchen





IT 1331 IS 40 ZZ

W-Touch

Watt

W-Smart

Showers

Bath Accessories

Kitchen

W-Touch

Watt

W-Smart

Showers

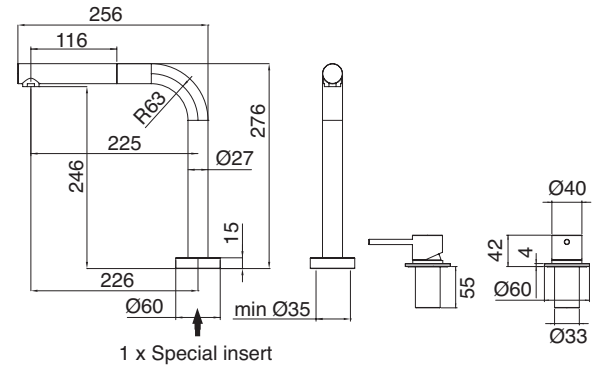
Bath Accessories

Kitchen



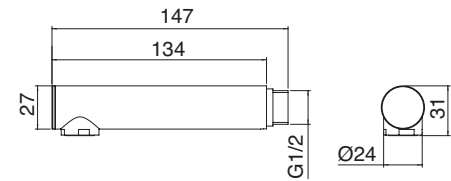
IS IT 1329 IS 40 ZZ

Miscelatore lavello con doccia estraibile
Sink mixer with extractable hand-shower
Mitigeur évier avec douchette extractible
Spülbecken-Mischregler mit ausziehbarem
Auslauf und Handbrause



IS IT RTDO 094 IS

Doccetta anticalcare
Anti-limescale hand-shower
Douchette anticalcaire
Antikalk Handbrause



W-Touch

Watt

W-Smart

Showers

Bath Accessories

Kitchen

Concealed Parts - Accessories

Universal concealed boxes _	342
Installation bracket for plasterboard wall _	344
Concealed bodies _	346
Thermostatic concealed bodies _	349
Watt - W-Touch - W-Smart _ Concealed bodies _	352
Extension kit _	360
Spare parts - Accessories _	365
Cartridges - Valves _	367
Aerators - Service keys _	370

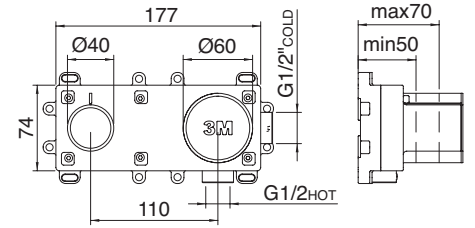


Universal concealed boxes

W-Touch

ZZ RWIT 51A5 ZZ 01

Miscelatore monocomando lavabo / doccia incasso - Parti incasso
 Concealed washbasin / shower mixer - Concealed body
 Mitigeur lavabo / douche à encastrer - Corps à encastrer
 Waschtischmischer / Brause EHM UP - Unterputzteil



ONLY 50mm



IN STOCK

INCLUDING

N° 146

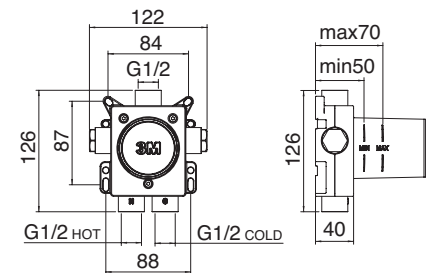
RWIT51C5ZZ90

Watt

W-Smart

ZZ RWIT 51A8 ZZ 03

Miscelatore monocomando lavabo / doccia incasso - Parti incasso
 Concealed washbasin / shower mixer - Concealed body
 Mitigeur lavabo / douche à encastrer - Corps à encastrer
 Waschtischmischer / Brause EHM UP - Unterputzteil



ONLY 50mm



IN STOCK

INCLUDING

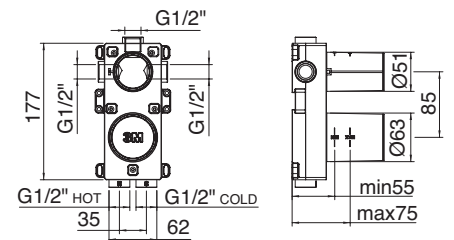
N° 143

RWIT51A8ZZ90


Showers

ZZ RWIT 22A2 ZZ 01

Miscelatore monocomando con deviatore 2/3 uscite - Parti incasso
 Concealed mixer with 2/3 ways diverter - Concealed body
 Mitigeur à encastrer avec inverseur à 2/3 sorties - Corps à encastrer
 EHM UP mit 2/3 Wege Umsteller - Unterputzteil



ONLY 55mm



IN STOCK

INCLUDING

2 IN - 2/3 OUT

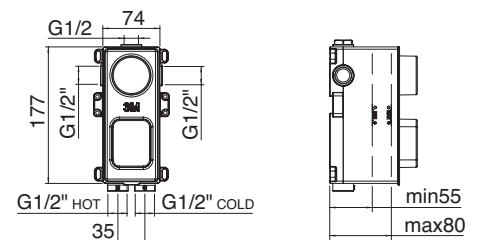
N° 11

RWIT8A72ZZ90


Bath Accessories

ZZ RWIT 8A46 ZZ 20

Termostatico incasso con deviatore 2/3 uscite - Parti incasso
 Concealed thermostatic with 2/3 ways diverter - Concealed body
 Thermostatique à encastrer avec inverseur à 2/3 sorties - Corps à encastrer
 UP-Thermostat 2/3 Wege Umsteller - Unterputzteil



ONLY 55mm



IN STOCK

INCLUDING

2 IN - 2/3 OUT

N° 12

N° 13

RWIT8A72ZZ90

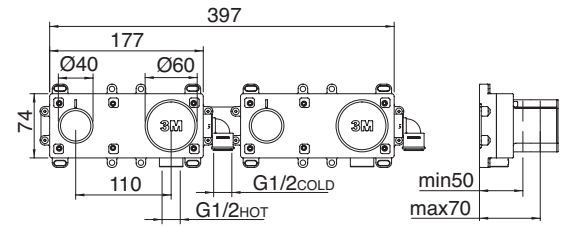

Kitchen

Concealed Parts
Accessories

Universal concealed boxes

ZZ RWIT 51D7 ZZ 12

Miscelatore monocomando vasca/doccia incasso - Parti incasso
 Concealed bath/shower mixer - Concealed body
 Mitigeur bain/douche à encastrer - Corps à encastrer
 Wanne / Brause EHM UP - Unterputzteil

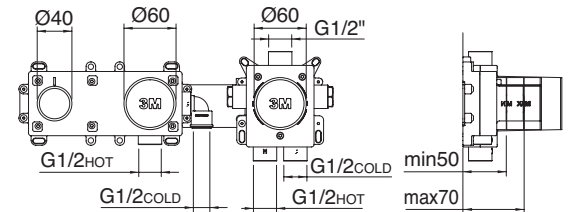



ONLY  50mm



ZZ RWIT 51D9 ZZ 01

Miscelatore monocomando vasca/doccia incasso - Parti incasso
 Concealed bath/shower mixer - Concealed body
 Mitigeur bain/douche à encastrer - Corps à encastrer
 Wanne / Brause EHM UP - Unterputzteil

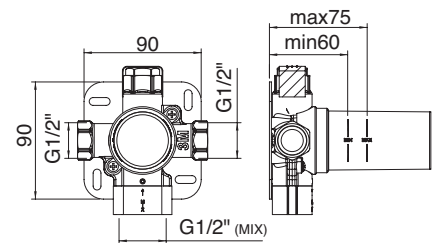


ONLY  50mm



ZZ RWIT 7AD5 ZZ 01

Deviatore incasso 2/3 uscite - Parti incasso
 2/3 ways concealed diverter - Concealed body
 Inverseur à encastrer à 2/3 sorties - Corps à encastrer
 2/3 Wege UP- Umsteller - Unterputzteil



ONLY  60mm



W-Touch

Watt

W-Smart

Showers


Bath Accessories

Kitchen

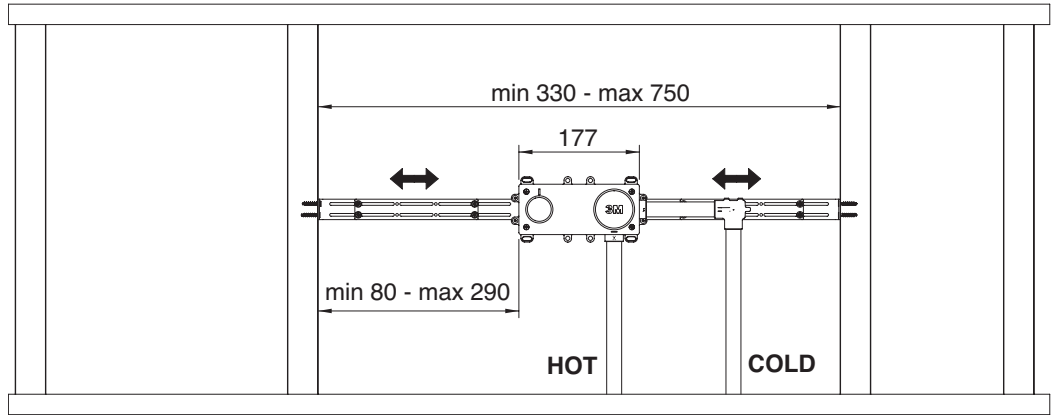
Concealed Parts
Accessories

Installation bracket for plasterboard wall

W-Touch



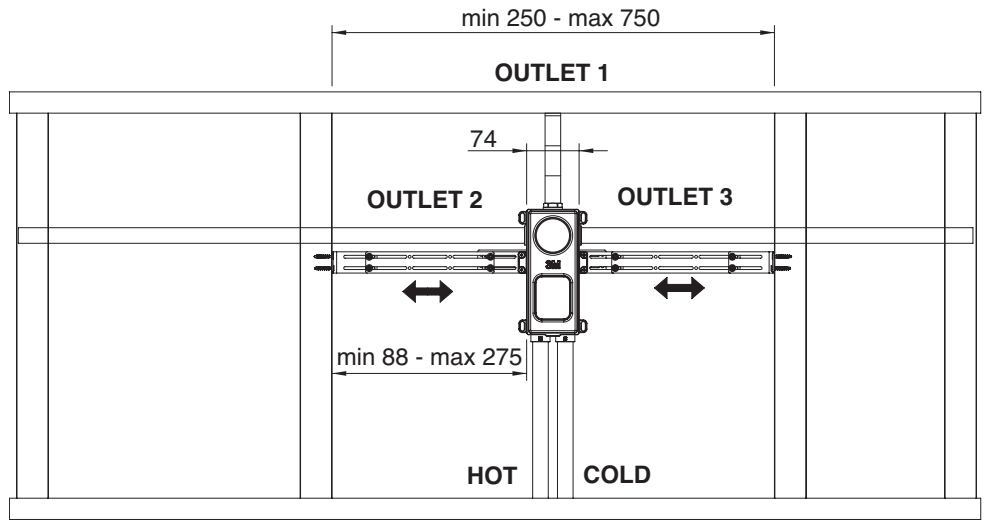
Watt



W-Smart



Showers

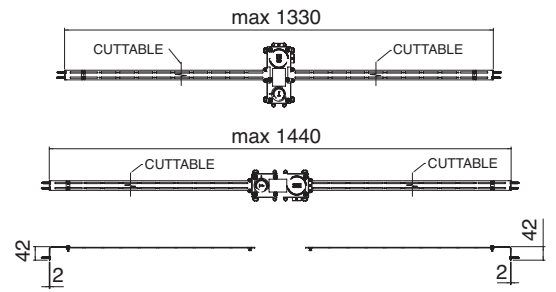


Bath Accessories

ZZ RWIT 51C5 ZZ 90

Staffa cartogesso
Installation bracket for plasterboard wall
Système de fixation pour cloison en placo-plâtre
Montagehalterung für Gipskartonwand

Art.: A5 / A6 / A7 / A9 / B2 / B3 / C5 / C6 / C7 / C9 / D2 / D3 / D4



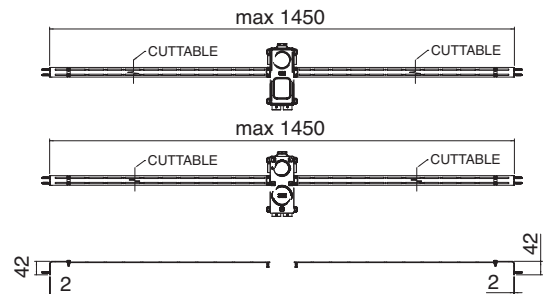
IN STOCK

Kitchen

ZZ RWIT 8A72 ZZ 90

Staffa cartogesso
Installation bracket for plasterboard wall
Système de fixation pour cloison en placo-plâtre
Montagehalterung für Gipskartonwand

Art.: A2 / A3 / B1 / C2 / C3 / 46 / 72



IN STOCK

Concealed Parts
Accessories

Installation bracket for plasterboard wall

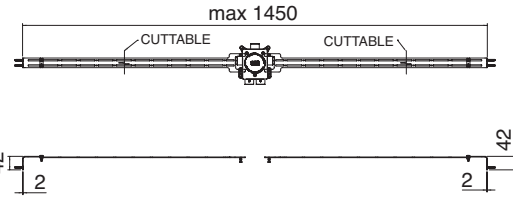
ZZ RWIT 51A8 ZZ 90

Staffa cartogesso
Installation bracket for plasterboard wall
Système de fixation pour cloison en placo-plâtre
Montagehalterung für Gipskartonwand

Art.: A8 / C8



IN STOCK



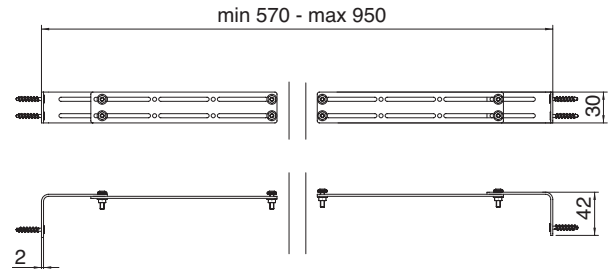
ZZ RWIT 51D7 ZZ 50

Staffa cartogesso
Installation bracket for plasterboard wall
Système de fixation pour cloison en placo-plâtre
Montagehalterung für Gipskartonwand

Art.: D7 / D8



IN STOCK



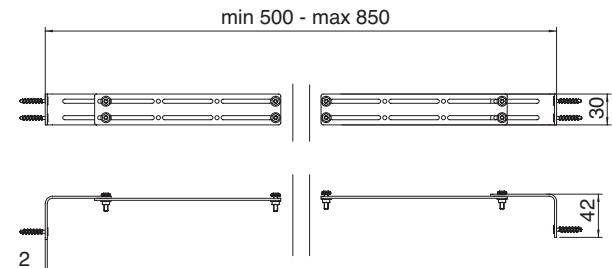
ZZ RWIT 51D9 ZZ 50

Staffa cartogesso
Installation bracket for plasterboard wall
Système de fixation pour cloison en placo-plâtre
Montagehalterung für Gipskartonwand

Art.: D9



IN STOCK



ZZ RWIT 0099 ZZ 60

Kit installazione braccio doccia
con staffa per cartongesso
Shower arm installation kit
with bracket for plasterboard
Kit de fixation aver barre
pour bras de douche sur placoplatre
Duscharm-Installationsatz
mit Halterung für Trockenbau



PLASTERBOARD
≤ 48mm



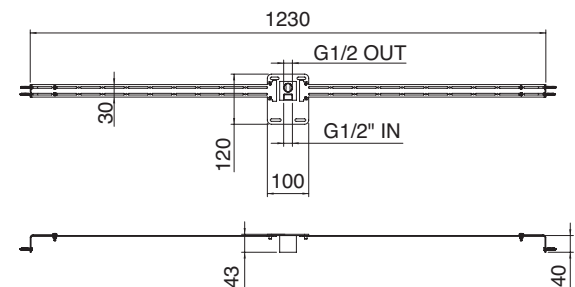
PLASTERBOARD
> 48mm



BRICK WALL




IN STOCK



ZZ RWIT 0099 ZZ 70

Kit installazione braccio doccia
per cartongesso/muro
Shower arm installation kit
for plasterboard/wall
Kit de fixation pour bras de douche
sur placolatre/mur en maçonnerie
Duscharm-Installationsatz
für Trockenbau/Ziegelmauer



PLASTERBOARD
≤ 48mm



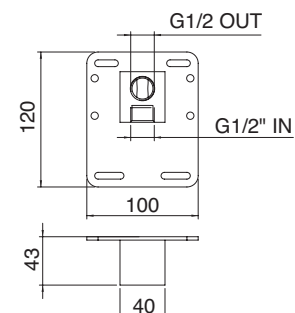
PLASTERBOARD
> 48mm



BRICK WALL



IN STOCK



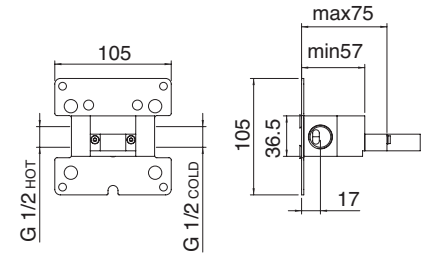
Concealed bodies

W-Touch



ZZ RWIT 2551 ZZ 11

Gruppo lavabo a muro - Parti incasso
 Wall mounted washbasin - Concealed body
 Mélangeur lavabo à encastrer - Corps à encastrer
 UP-Waschtisch batterie - Unterputzteil



N° 3

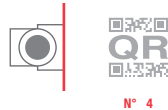
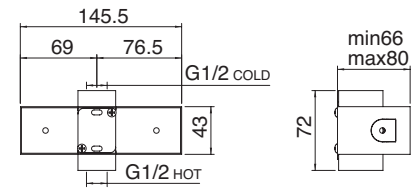
Watt

W-Smart



ZZ RWIT 2851 ZZ 98

Miscelatore monocomando lavabo incasso - Parti incasso
 Concealed washbasin mixer - Concealed body
 Mitigeur lavabo à encastrer - Corps à encastrer
 UP-Einhand-Waschtischmischer - Unterputzteil



N° 4

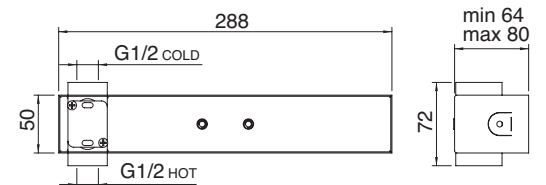
Showers

Bath Accessories



ZZ RWIT 2805 ZZ 11

Miscelatore monocomando vasca/doccia incasso - Parti incasso
 Concealed bath/shower mixer with diverter - Concealed body
 Mitigeur bain/douche à encastrer - Corps à encastrer
 Wanne / Brause EHM U.P - Unterputzteil



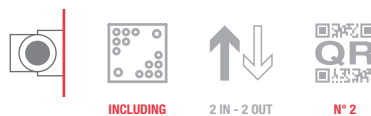
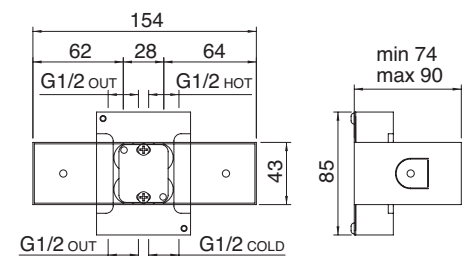
N° 1

Kitchen



ZZ RWIT 2849 ZZ 98

Miscelatore monocomando vasca/doccia incasso - Parti incasso
 Concealed bath/shower mixer with diverter - Concealed body
 Mitigeur bain/douche à encastrer avec inverseur - Corps à encastrer
 U.P. Wanne/Brause Einhebelmischer - Unterputzteil




2 IN - 2 OUT

N° 2

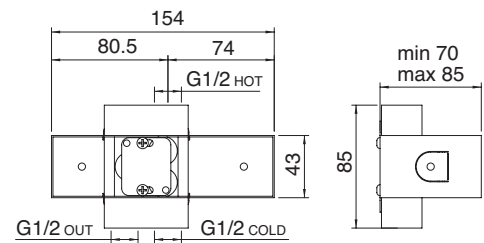
Concealed Parts
 Accessories

ZZ RWIT 2808 ZZ 98

Miscelatore monocomando doccia incasso - Parti incasso
 Concealed shower mixer - Concealed body
 Mitigeur douche à encastrer - Corps à encastrer
 Brause EHM UP - Unterputzteil

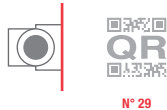



INCLUDING 2 IN - 1 OUT N° 6

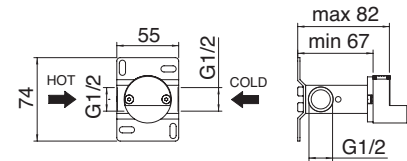


ZZ RWIT 6051 ZZ 02

Gruppo lavabo a muro / Miscelatore monocomando lavabo incasso / bidet - Parti incasso
 Wall mounted washbasin / Concealed washbasin mixer / bidet - Concealed body
 Mélangeur lavabo à encastrer / Mitigeur lavabo à encastrer / bidet - Corps à encastrer
 UP-Waschtisch batterie / UP-Einhand-Waschtischmischer / Bidet - Unterputzteil



N° 29

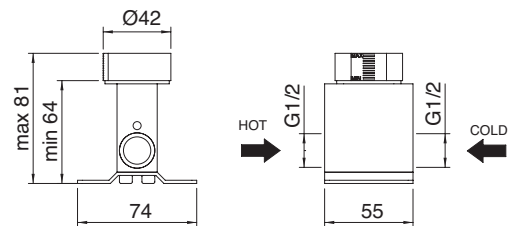


ZZ RWIT 6051 ZZ 01

Miscelatore lavabo da terra - Parti incasso
 Floor standing washbasin mixer - Concealed body
 Mitigeur lavabo sur colonne au sol - Corps à encastrer
 Waschtisch-Einhebelmischer Standarmatur - Unterputzteil



N° 20

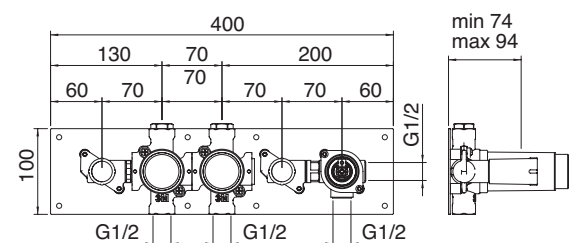


IS RWIT 6005 IS 50

Miscelatore monocomando vasca/doccia incasso - Parti incasso
 Concealed bath/shower mixer with diverter - Concealed body
 Mitigeur bain/douche à encastrer - Corps à encastrer
 Wanne / Brause EHM U.P - Unterputzteil




N° 21



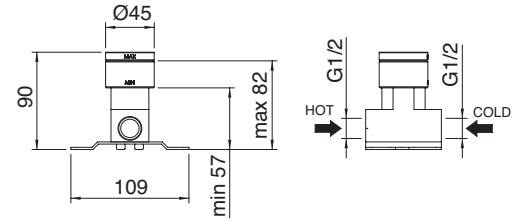
Concealed bodies

W-Touch



ZZ RWIT 1314 ZZ 02

Miscelatore lavabo / vasca da terra - Parti incasso
 Floor standing washbasin / bathub mixer - Concealed body
 Mitigeur lavabo / bain sur colonne au sol - Corps à encastrer
 Waschtisch / Wanne -Einhebelmischer Standarmatur - Unterputzteil



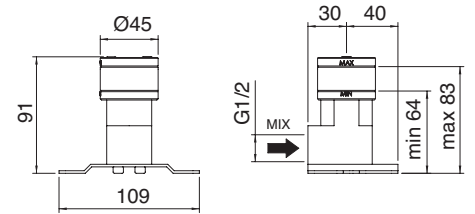
Watt

W-Smart




ZZ RWIT 1310 ZZ 41

Bocca lavabo da terra - Parti incasso
 Floor mounted spout - Concealed body
 Bec au sol - Corps à encastrer
 Bodenmontierter Auslauf - Unterputzteil



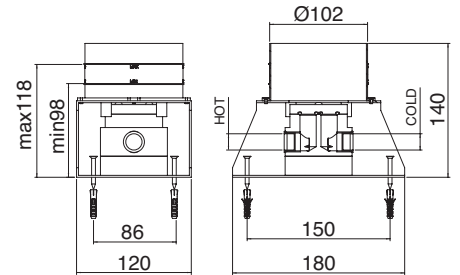
Showers

Bath Accessories




ZZ RWIT 4A62 ZZ 50

Miscelatore lavabo / vasca da terra - Parti incasso
 Floor standing washbasin / bathub mixer - Concealed body
 Mitigeur lavabo / bain sur colonne au sol - Corps à encastrer
 Waschtisch / Wanne -Einhebelmischer Standarmatur - Unterputzteil

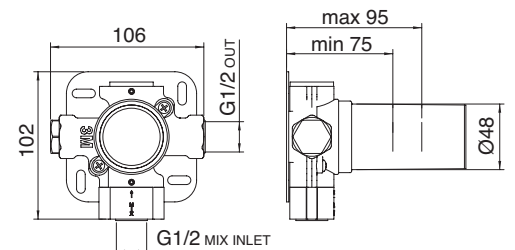


Kitchen



ZZ RWIT 72B6 ZZ 01

Rubinetto d'arresto 1/2" - Parti incasso
 1/2" concealed stop valve - Concealed body
 Robinet d'arrêt 1/2" - Corps à encastrer
 UP-Ventil 1/2" - Unterputzteil

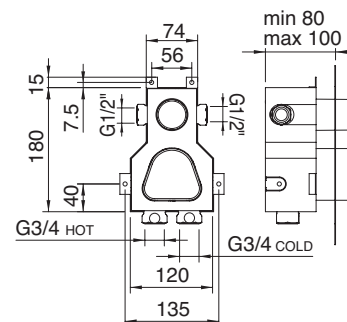



Concealed Parts
Accessories

Thermostatic concealed bodies

ZZ RWIT 7287 ZZ 30

Termostatico incasso 1 uscita - Parti incasso
 1 way concealed thermostatic - Concealed body
 Thermostatique à encastrer avec 1 sortie - Corps à encastrer
 UP-Thermostat mit 1 Weg - Unterputzteil



IN STOCK

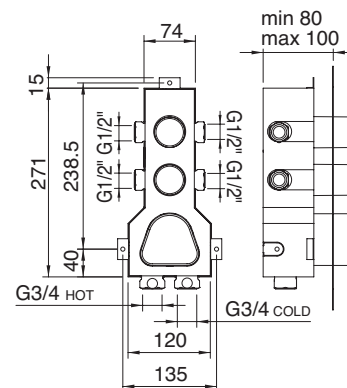
INCLUDING

N° 115

N° 13

ZZ RWIT 7286 ZZ 30

Termostatico incasso 2 uscite - Parti incasso
 2 ways concealed thermostatic - Concealed body
 Thermostatique à encastrer avec 2 sorties - Corps à encastrer
 UP-Thermostat mit 2 Wege - Unterputzteil



IN STOCK

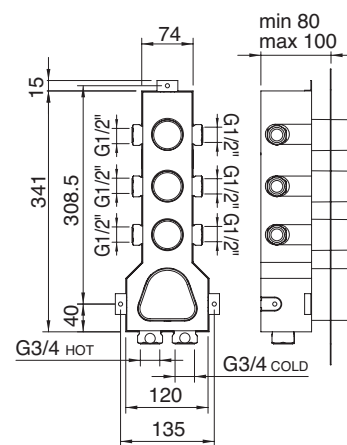
INCLUDING

N° 115

N° 13

ZZ RWIT 7294 ZZ 30

Termostatico incasso 3 uscite - Parti incasso
 3 ways concealed thermostatic - Concealed body
 Thermostatique à encastrer avec 3 sorties - Corps à encastrer
 UP-Thermostat mit 3 Wege - Unterputzteil



IN STOCK

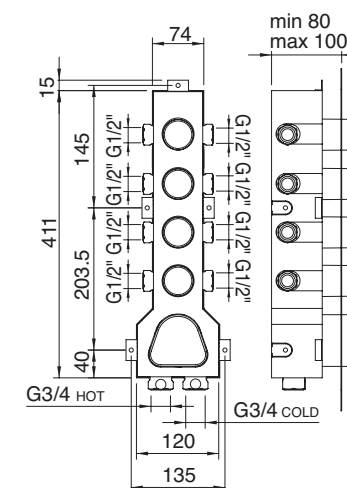
INCLUDING

N° 115

N° 13

ZZ RWIT 7297 ZZ 30

Termostatico incasso 4 uscite - Parti incasso
 4 ways concealed thermostatic - Concealed body
 Thermostatique à encastrer avec 4 sorties - Corps à encastrer
 UP-Thermostat mit 4 Wege - Unterputzteil



IN STOCK

INCLUDING

N° 115

N° 13

W-Touch

Watt

W-Smart

Showers

Bath Accessories

Kitchen

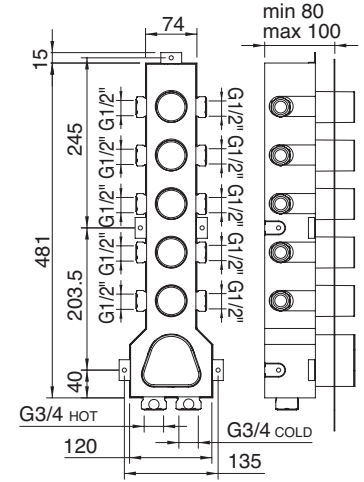
Concealed Parts
Accessories

Thermostatic concealed bodies



ZZ RWIT 7298 ZZ 30

Termostatico incasso 5 uscite - Parti incasso
 5 ways concealed thermostatic - Concealed body
 Thermostatique à encastrer avec 5 sorties - Corps à encastrer
 UP-Thermostat mit 5 Wege - Unterputzteil



IN STOCK



INCLUDING



N° 115

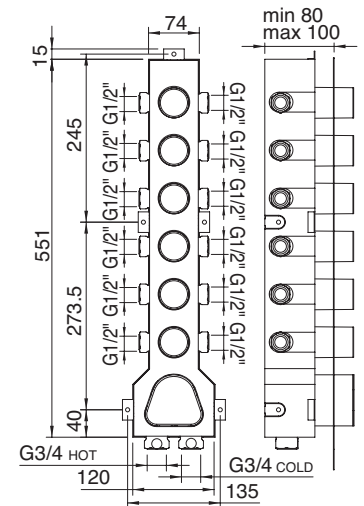


N° 13



ZZ RWIT 7264 ZZ 30

Termostatico incasso 6 uscite - Parti incasso
 6 ways concealed thermostatic - Concealed body
 Thermostatique à encastrer avec 6 sorties - Corps à encastrer
 UP-Thermostat mit 6 Wege - Unterputzteil



IN STOCK



INCLUDING



N° 115

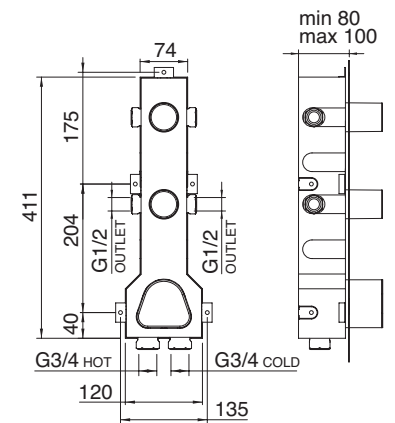


N° 13



ZZ RWIT 7274 ZZ 40

Termostatico incasso 2 uscite - Parti incasso
 2 ways concealed thermostatic - Concealed body
 Thermostatique à encastrer avec 2 sorties - Corps à encastrer
 UP-Thermostat mit 2 Wege - Unterputzteil



IN STOCK



INCLUDING



N° 115



N° 13

W-Touch

Watt

W-Smart

Showers

Bath Accessories

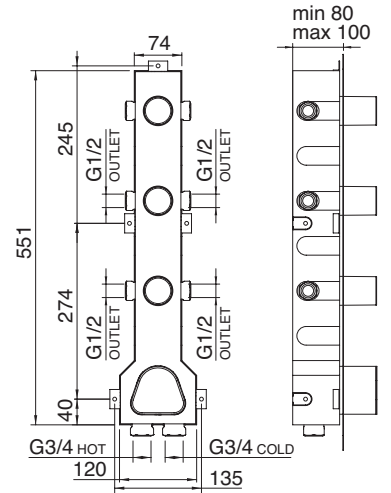

Kitchen

Concealed Parts
Accessories

Thermostatic concealed bodies

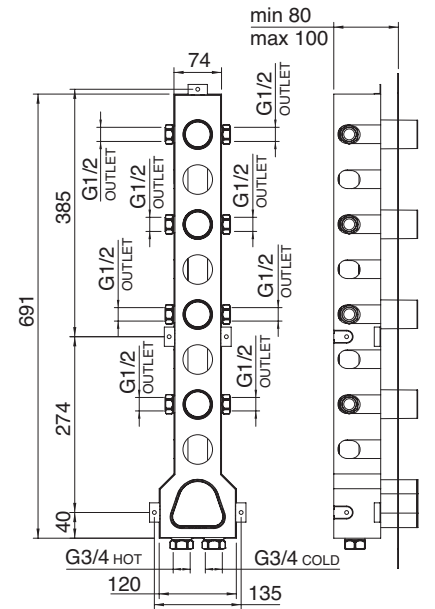
ZZ RWIT 7275 ZZ 40

Termostatico incasso 3 uscite - Parti incasso
 3 ways concealed thermostatic - Concealed body
 Thermostatique à encastrer avec 3 sorties - Corps à encastrer
 UP-Thermostat mit 3 Wege - Unterputzteil



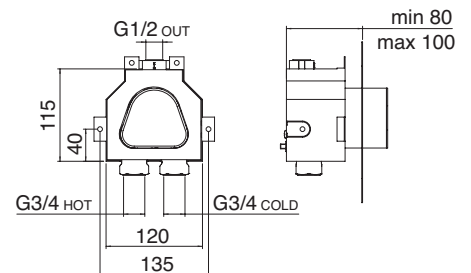
ZZ RWIT 7276 ZZ 40

Termostatico incasso 4 uscite - Parti incasso
 4 ways concealed thermostatic - Concealed body
 Thermostatique à encastrer avec 4 sorties - Corps à encastrer
 UP-Thermostat mit 4 Wege - Unterputzteil



ZZ RWIT 7286 ZZ 70

Termostatico incasso - Parti incasso
 Concealed thermostatic - Concealed body
 Thermostatique à encastrer - Corps à encastrer
 UP-Thermostat - Unterputzteil



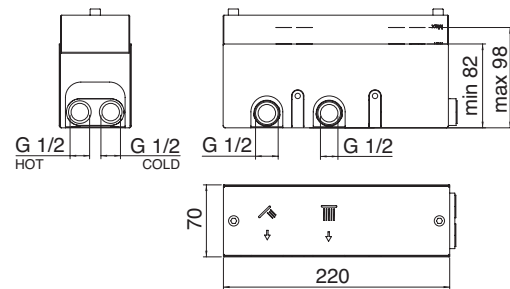
Watt - W-Touch - W-Smart _ Concealed bodies

W-Touch



ZZ RWIT 2B86 ZZ 30

Termostatico incasso 2 uscite - Parti incasso
 2 ways concealed thermostat - Concealed body
 Thermostatique à encastrer avec 2 sorties - Corps à encastrer
 UP-Thermostat mit 2 Wege - Unterputzteil



INCLUDING N° 65

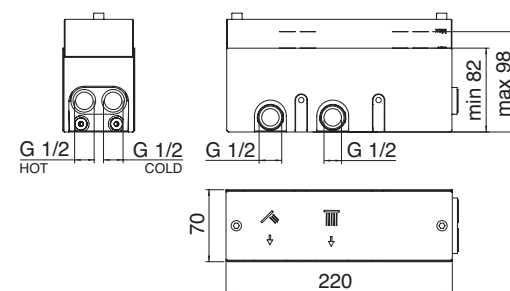
Watt

W-Smart



ZZ RWIT 2B89 ZZ 30

Miscelatore monocomando 2 uscite - Parti incasso
 2 ways concealed mixer - Concealed body
 Mitigeur à encastrer à 2 sorties - Corps à encastrer
 EHM UP mit 2 Wege - Unterputzteil



INCLUDING N° 65

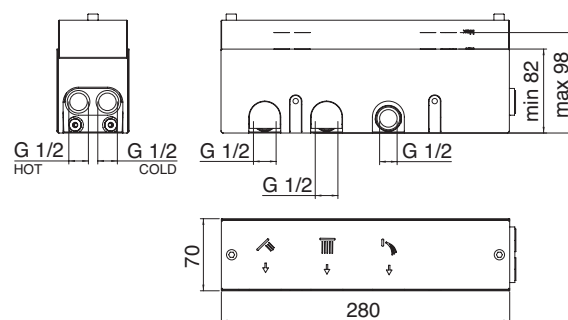
Showers

Bath Accessories



ZZ RWIT 2B90 ZZ 30

Miscelatore monocomando 3 uscite - Parti incasso
 3 ways concealed mixer - Concealed body
 Mitigeur à encastrer à 3 sorties - Corps à encastrer
 EHM UP mit 3 Wege - Unterputzteil



INCLUDING N° 65

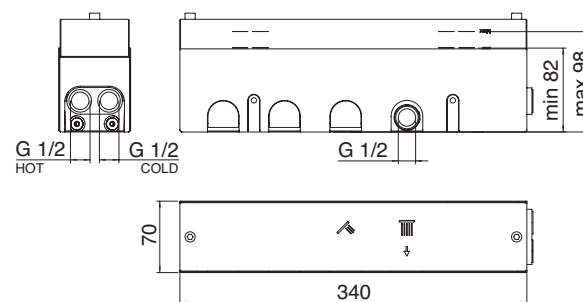
Kitchen

Concealed Parts
Accessories



ZZ RWIT 2B91 ZZ 30

Miscelatore monocomando 2 uscite - Parti incasso
 2 ways concealed mixer - Concealed body
 Mitigeur à encastrer à 2 sorties - Corps à encastrer
 EHM UP mit 2 Wege - Unterputzteil

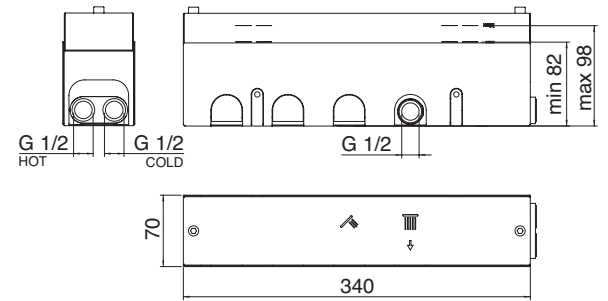



INCLUDING N° 65

Watt - W-Touch - W-Smart _ Concealed bodies

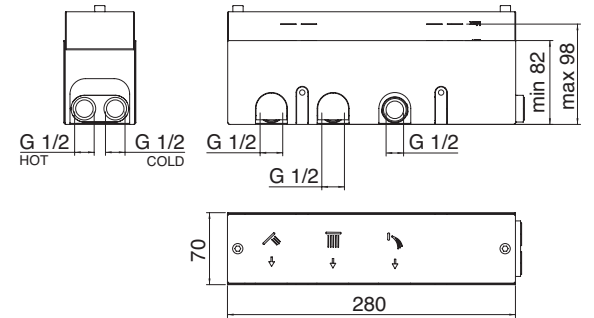

ZZ RWIT 2B92 ZZ 30

Termostatico incasso 2 uscite - Parti incasso
 2 ways concealed thermostatic - Concealed body
 Thermostatique à encastrer avec 2 sorties - Corps à encastrer
 UP-Thermostat mit 2 Wege - Unterputzteil



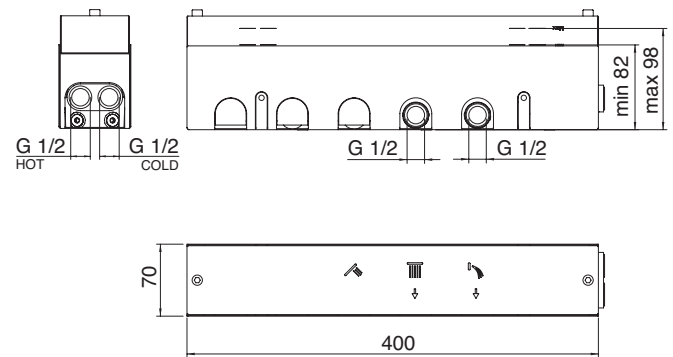
ZZ RWIT 2B94 ZZ 30

Termostatico incasso 3 uscite - Parti incasso
 3 ways concealed thermostatic - Concealed body
 Thermostatique à encastrer avec 3 sorties - Corps à encastrer
 UP-Thermostat mit 3 Wege - Unterputzteil



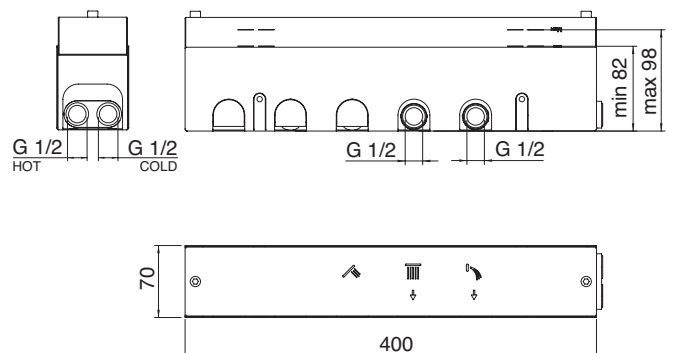
ZZ RWIT 2B97 ZZ 30

Miscelatore monocomando 3 uscite - Parti incasso
 3 ways concealed mixer - Concealed body
 Mitigeur à encastrer à 3 sorties - Corps à encastrer
 EHM UP mit 3 Wege - Unterputzteil



ZZ RWIT 2B98 ZZ 30

Termostatico incasso 3 uscite - Parti incasso
 3 ways concealed thermostatic - Concealed body
 Thermostatique à encastrer avec 3 sorties - Corps à encastrer
 UP-Thermostat mit 3 Wege - Unterputzteil



W-Touch

Watt

W-Smart

Showers


Bath Accessories

Kitchen

Concealed Parts
Accessories

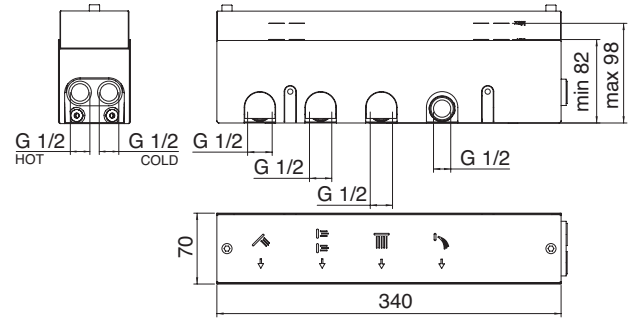
Watt - W-Touch - W-Smart _ Concealed bodies

W-Touch



ZZ RWIT 2BE4 ZZ 30

Miscelatore monocomando 4 uscite - Parti incasso
 4 ways concealed mixer - Concealed body
 Mitigeur à encastrer à 4 sorties - Corps à encastrer
 EHM UP mit 4 Wege - Unterputzteil



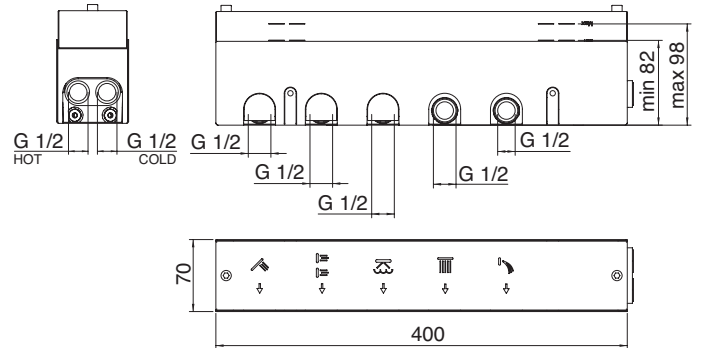
Watt

W-Smart



ZZ RWIT 2BE5 ZZ 30

Miscelatore monocomando 5 uscite - Parti incasso
 5 ways concealed mixer - Concealed body
 Mitigeur à encastrer à 5 sorties - Corps à encastrer
 EHM UP mit 5 Wege - Unterputzteil



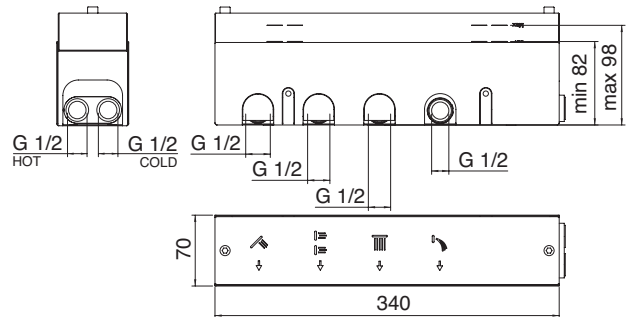
Showers

Bath Accessories



ZZ RWIT 2BF4 ZZ 30

Termostatico incasso 4 uscite - Parti incasso
 4 ways concealed thermostatic - Concealed body
 Thermostatique à encastrer avec 4 sorties - Corps à encastrer
 UP-Thermostat mit 4 Wege - Unterputzteil



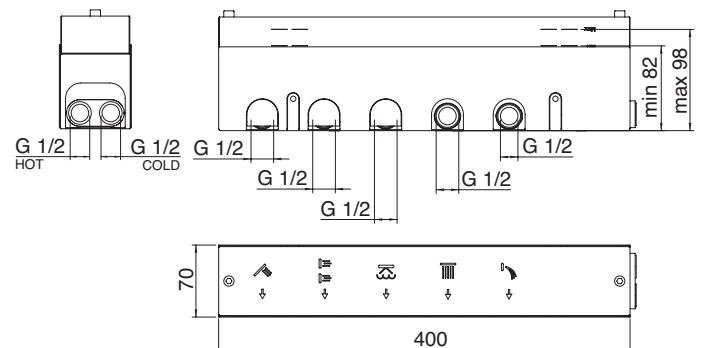
Kitchen

Concealed Parts Accessories



ZZ RWIT 2BF5 ZZ 30

Termostatico incasso 5 uscite - Parti incasso
 5 ways concealed thermostatic - Concealed body
 Thermostatique à encastrer avec 5 sorties - Corps à encastrer
 UP-Thermostat mit 5 Wege - Unterputzteil



Watt - W-Touch - W-Smart _ Concealed bodies

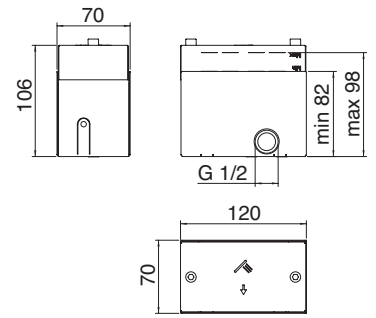
ZZ RWIT 2BF6 ZZ 40

Kit gancio, flessibile, doccia - Parti incasso

Hook, flexible and hand shower kit - Concealed body

Kit support, flexible et douche - Corps à encastrer

Brausehalter, Schlauch und Handbrause - Unterputzteil



INCLUDING

N° 65

W-Touch

Watt

W-Smart

Showers

Bath Accessories

Kitchen

Concealed Parts
Accessories

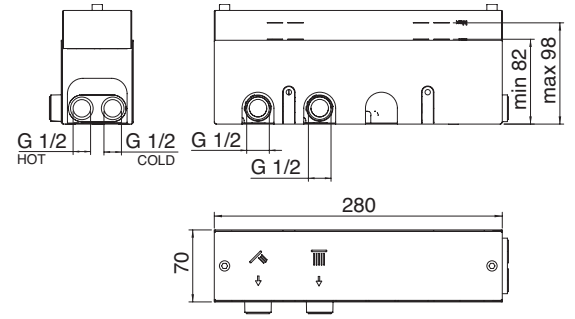
Watt - W-Touch - W-Smart _ Concealed bodies

W-Touch



ZZ RWIT 1B86 ZZ 30

Termostatico incasso 2 uscite - Parti incasso
 2 ways concealed thermostat - Concealed body
 Thermostatique à encastrer avec 2 sorties - Corps à encastrer
 UP-Thermostat mit 2 Wege - Unterputzteil



INCLUDING N° 79

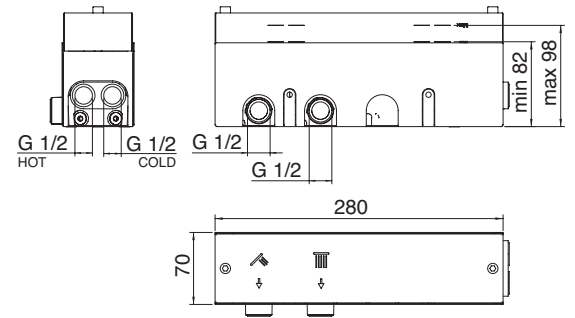
Watt

W-Smart



ZZ RWIT 1B89 ZZ 30

Miscelatore monocomando 2 uscite - Parti incasso
 2 ways concealed mixer - Concealed body
 Mitigeur à encastrer à 2 sorties - Corps à encastrer
 EHM UP mit 2 Wege - Unterputzteil



INCLUDING N° 79

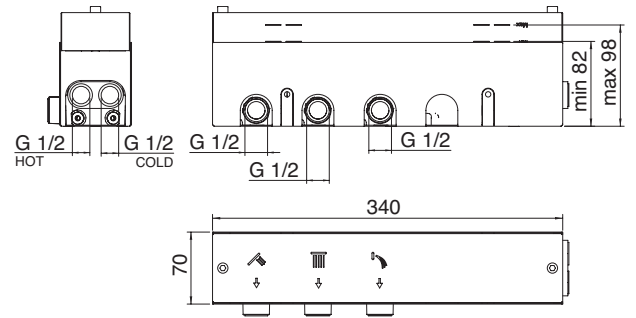
Showers

Bath Accessories




ZZ RWIT 1B90 ZZ 30

Miscelatore monocomando 3 uscite - Parti incasso
 3 ways concealed mixer - Concealed body
 Mitigeur à encastrer à 3 sorties - Corps à encastrer
 EHM UP mit 3 Wege - Unterputzteil



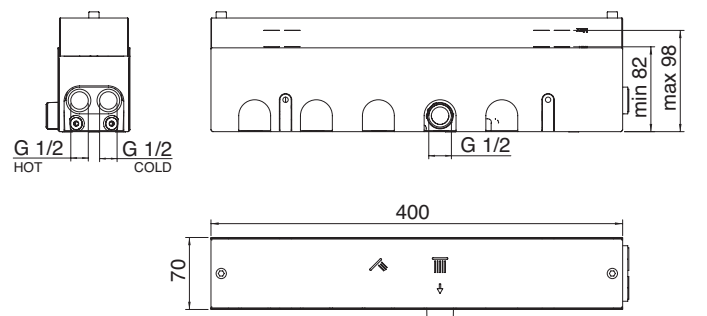
INCLUDING N° 79

Kitchen



ZZ RWIT 1B91 ZZ 30

Miscelatore monocomando 2 uscite - Parti incasso
 2 ways concealed mixer - Concealed body
 Mitigeur à encastrer à 2 sorties - Corps à encastrer
 EHM UP mit 2 Wege - Unterputzteil



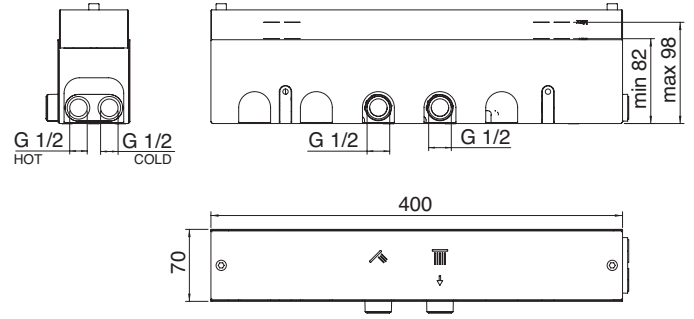
INCLUDING N° 79

Concealed Parts
Accessories

Watt - W-Touch - W-Smart _ Concealed bodies

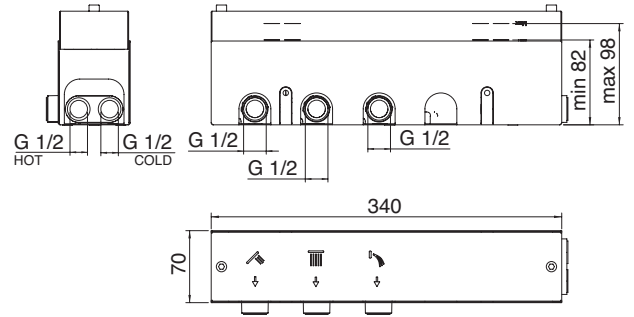

ZZ RWIT 1B92 ZZ 30

Termostatico incasso 2 uscite - Parti incasso
 2 ways concealed thermostatic - Concealed body
 Thermostatique à encastrer avec 2 sorties - Corps à encastrer
 UP-Thermostat mit 2 Wege - Unterputzteil



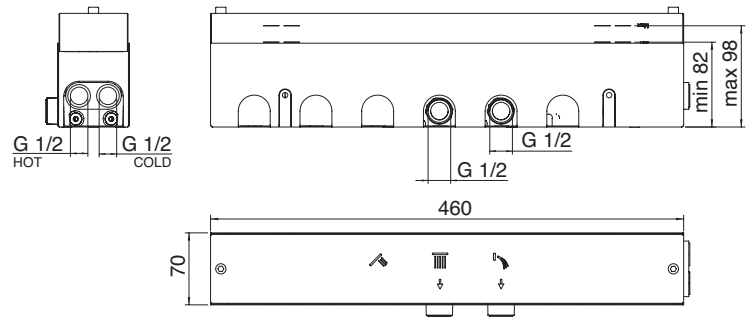
ZZ RWIT 1B94 ZZ 30

Termostatico incasso 3 uscite - Parti incasso
 3 ways concealed thermostatic - Concealed body
 Thermostatique à encastrer avec 3 sorties - Corps à encastrer
 UP-Thermostat mit 3 Wege - Unterputzteil



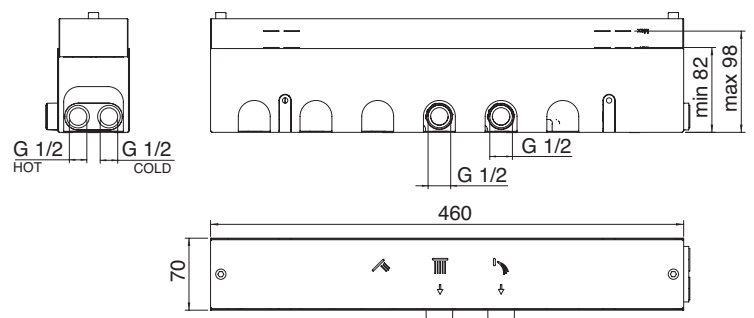
ZZ RWIT 1B97 ZZ 30

Miscelatore monocomando 3 uscite - Parti incasso
 3 ways concealed mixer - Concealed body
 Mitigeur à encastrer à 3 sorties - Corps à encastrer
 EHM UP mit 3 Wege - Unterputzteil



ZZ RWIT 1B98 ZZ 30

Termostatico incasso 3 uscite - Parti incasso
 3 ways concealed thermostatic - Concealed body
 Thermostatique à encastrer avec 3 sorties - Corps à encastrer
 UP-Thermostat mit 3 Wege - Unterputzteil



W-Touch

Watt

W-Smart

Showers

Bath Accessories

Kitchen

Concealed Parts
Accessories

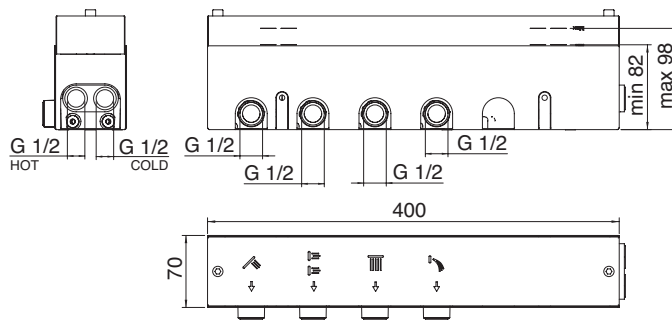
Watt - W-Touch - W-Smart _ Concealed bodies

W-Touch



ZZ RWIT 1BE4 ZZ 30

Miscelatore monocomando 4 uscite - Parti incasso
 4 ways concealed mixer - Concealed body
 Mitigeur à encastrer à 4 sorties - Corps à encastrer
 EHM UP mit 4 Wege - Unterputzteil



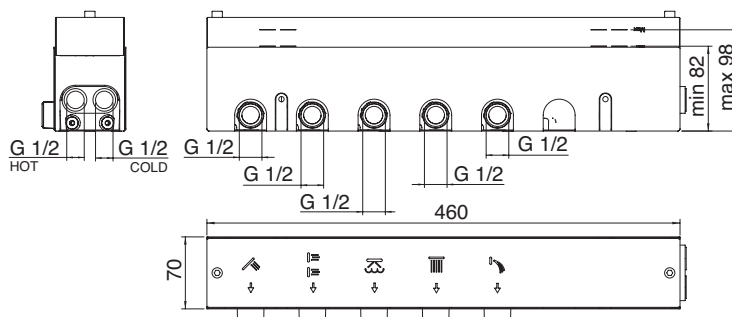
Watt

W-Smart



ZZ RWIT 1BE5 ZZ 30

Miscelatore monocomando 5 uscite - Parti incasso
 5 ways concealed mixer - Concealed body
 Mitigeur à encastrer à 5 sorties - Corps à encastrer
 EHM UP mit 5 Wege - Unterputzteil



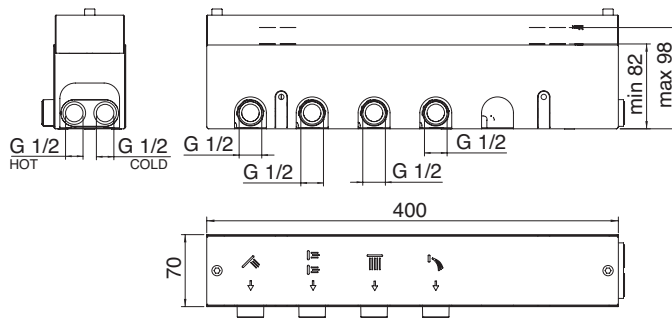
Showers

Bath Accessories



ZZ RWIT 1BF4 ZZ 30

Termostatico incasso 4 uscite - Parti incasso
 4 ways concealed thermostatic - Concealed body
 Thermostatique à encastrer avec 4 sorties - Corps à encastrer
 UP-Thermostat mit 4 Wege - Unterputzteil



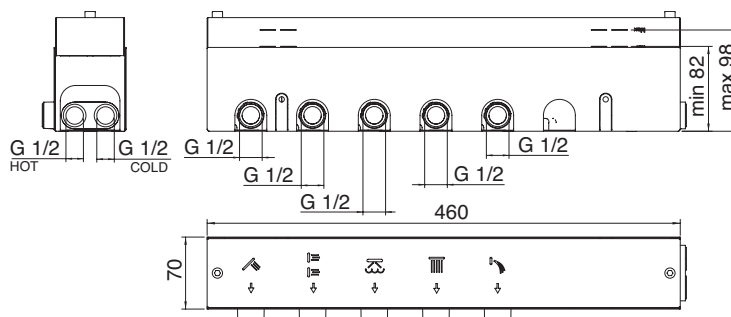
Kitchen

Concealed Parts
Accessories



ZZ RWIT 1BF5 ZZ 30

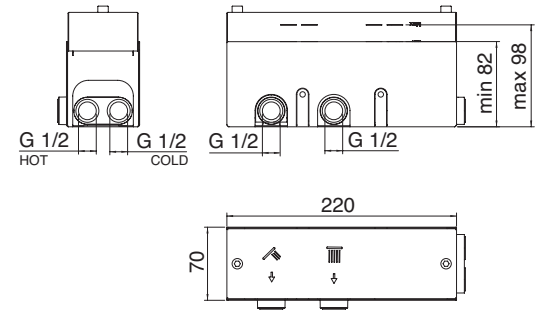
Termostatico incasso 5 uscite - Parti incasso
 5 ways concealed thermostatic - Concealed body
 Thermostatique à encastrer avec 5 sorties - Corps à encastrer
 UP-Thermostat mit 5 Wege - Unterputzteil



Watt - W-Touch - W-Smart _ Concealed bodies

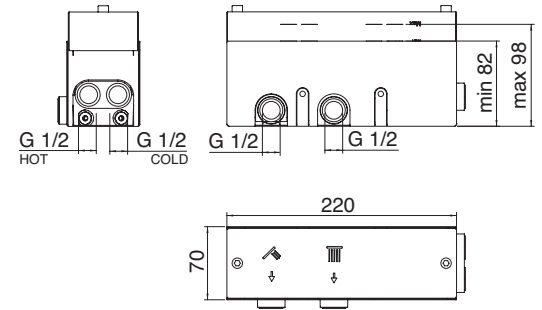
ZZ RWIT 5C86 ZZ 30

Termostatico incasso 2 uscite - Parti incasso
 2 ways concealed thermostatic - Concealed body
 Thermostatique à encastrer avec 2 sorties - Corps à encastrer
 UP-Thermostat mit 2 Wege - Unterputzteil



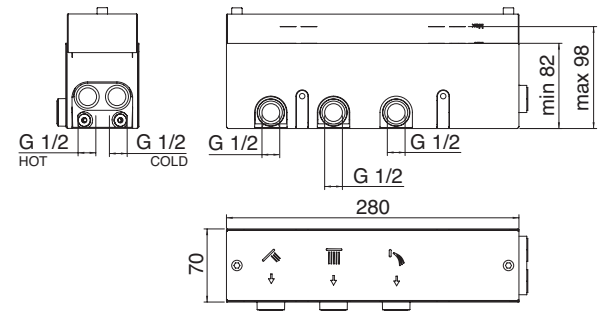
ZZ RWIT 5C89 ZZ 30

Miscelatore monocomando 2 uscite - Parti incasso
 2 ways concealed mixer - Concealed body
 Mitigeur à encastrer à 2 sorties - Corps à encastrer
 EHM UP mit 2 Wege - Unterputzteil



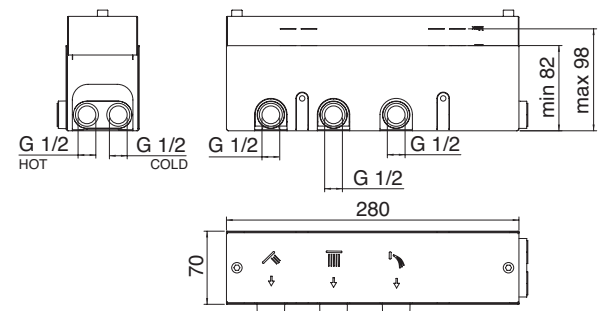
ZZ RWIT 5C90 ZZ 30

Miscelatore monocomando 3 uscite - Parti incasso
 3 ways concealed mixer - Concealed body
 Mitigeur à encastrer à 3 sorties - Corps à encastrer
 EHM UP mit 3 Wege - Unterputzteil



ZZ RWIT 5C94 ZZ 30

Termostatico incasso 3 uscite - Parti incasso
 3 ways concealed thermostatic - Concealed body
 Thermostatique à encastrer avec 3 sorties - Corps à encastrer
 UP-Thermostat mit 3 Wege - Unterputzteil



W-Touch

Watt

W-Smart

Showers

Bath Accessories

Kitchen

Concealed Parts
Accessories

Extension kit

W-Touch

ZZ RWIT 1B89 ZZ 50

Prolunga 3 cm
Extension kit 3 cm
Kit de rallonge 3 cm
Verlängerung 3 cm

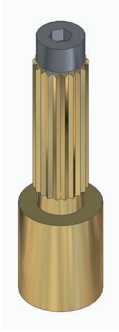


Watt

W-Smart

ZZ RWIT 1B89 ZZ 54

Prolunga 3 cm
Extension kit 3 cm
Kit de rallonge 3 cm
Verlängerung 3 cm



Showers

IS RWIT 2B86 IS 55
01 RWIT 2B86 01 55
03 RWIT 2B86 03 55
04 RWIT 2B86 04 55

Prolunga 2,5 cm
Extension kit 2,5 cm
Kit de rallonge 2,5 cm
Verlängerung 2,5 cm



Bath Accessories

Kitchen

ZZ RWIT 2B89 ZZ 50

Prolunga 1,5 cm
Extension kit 1,5 cm
Kit de rallonge 1,5 cm
Verlängerung 1,5 cm



Concealed Parts
Accessories

ZZ RWIT 2B89 ZZ 55

Prolunga 2,5 cm
 Extension kit 2,5 cm
 Kit de rallonge 2,5 cm
 Verlängerung 2,5 cm



W-Touch

Watt

ZZ RWIT 2B92 ZZ 50

Prolunga 2,5 cm
 Extension kit 2,5 cm
 Kit de rallonge 2,5 cm
 Verlängerung 2,5 cm



W-Smart

IS RWIT 22A2 IS 06
01 RWIT 22A2 01 06
03 RWIT 22A2 03 06
04 RWIT 22A2 04 06

Prolunga 2,5 cm
 Extension kit 2,5 cm
 Kit de rallonge 2,5 cm
 Verlängerung 2,5 cm



Showers

Bath Accessories

ZZ RWIT 2551 ZZ 97

Prolunga 2,5 cm
 Extension kit 2,5 cm
 Kit de rallonge 2,5 cm
 Verlängerung 2,5 cm



Kitchen

Concealed Parts
 Accessories

Extension kit

W-Touch

NI RWIT 2805 NI 98

Prolunga 2,5 cm
Extension kit 2,5 cm
Kit de rallonge 2,5 cm
Verlängerung 2,5 cm



Watt

W-Smart

ZZ RWIT 2808 ZZ 90

Prolunga 2,5 cm
Extension kit 2,5 cm
Kit de rallonge 2,5 cm
Verlängerung 2,5 cm



Showers

ZZ RWIT 2849 ZZ 90

Prolunga 2,5 cm
Extension kit 2,5 cm
Kit de rallonge 2,5 cm
Verlängerung 2,5 cm



Bath Accessories

Kitchen

ZZ RWIT 2851 ZZ 96

Prolunga 2,5 cm
Extension kit 2,5 cm
Kit de rallonge 2,5 cm
Verlängerung 2,5 cm



Concealed Parts
Accessories

ZZ RWIT 5C89 ZZ 55

Prolunga 3 cm
 Extension kit 3 cm
 Kit de rallonge 3 cm
 Verlängerung 3 cm



ZZ RWIT 51A5 ZZ 80

Prolunga 1,5 cm
 Extension kit 1,5 cm
 Kit de rallonge 1,5 cm
 Verlängerung 1,5 cm



IN STOCK

ZZ RWIT 51A5 ZZ 85

Prolunga 3 cm
 Extension kit 3 cm
 Kit de rallonge 3 cm
 Verlängerung 3 cm



IN STOCK

ZZ RWIT 51A5 ZZ 90

Prolunga 5 cm
 Extension kit 5 cm
 Kit de rallonge 5 cm
 Verlängerung 5 cm



IN STOCK

Extension kit

W-Touch

- IS RWIT 7287 IS 80
- 01 RWIT 7287 01 80
- 03 RWIT 7287 03 80
- 04 RWIT 7287 04 80



Prolunga 2,5 cm
Extension kit 2,5 cm
Kit de rallonge 2,5 cm
Verlängerung 2,5 cm

Watt

W-Smart

- ZZ RWIT 7287 ZZ 81



Prolunga 2,5 cm
Extension kit 2,5 cm
Kit de rallonge 2,5 cm
Verlängerung 2,5 cm

Showers

- IS RWIT 8A46 IS 21
- 01 RWIT 8A46 01 21
- 03 RWIT 8A46 03 21
- 04 RWIT 8A46 04 21



Prolunga 2,5 cm
Extension kit 2,5 cm
Kit de rallonge 2,5 cm
Verlängerung 2,5 cm

Bath Accessories

Kitchen

- ZZ RWIT 9AA5 ZZ 05



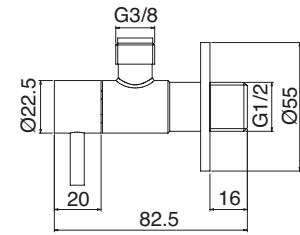
Prolunga 2,5 cm
Extension kit 2,5 cm
Kit de rallonge 2,5 cm
Verlängerung 2,5 cm

Concealed Parts
Accessories

Spare parts - Accessories

- IS IT 0401 IS ZZ ZZ
- 01 IT 0401 01 ZZ ZZ
- 03 IT 0401 03 ZZ ZZ
- 04 IT 0401 04 ZZ ZZ

Rubinetto d'arresto con filtro
 Stop valves with filter
 Robinets d'arrêt avec filtre
 Eckventile m Filter u. Absperrung



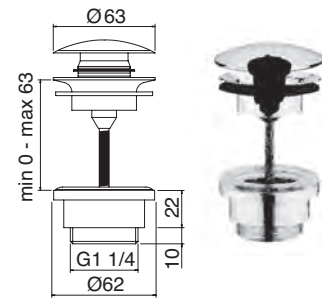
ITRTVT124NI



1/2 M

- IS IT RTSA 117 IS
- 01 IT RTSA 117 01
- 03 IT RTSA 117 03
- 04 IT RTSA 117 04

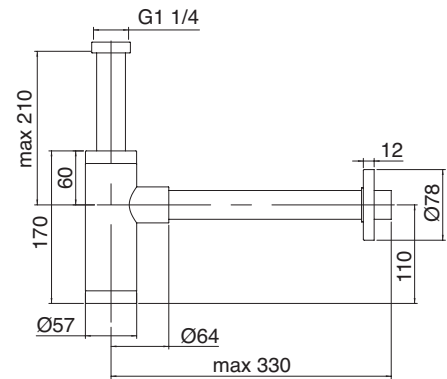
Scarico click-clack universale
 Universal up/down pop-up waste
 Bonde up-down universelle
 Abfluss mit Druckknopf



IN STOCK

- IS IT RTSF 116 IS
- 01 IT RTSF 116 01
- 03 IT RTSF 116 03
- 04 IT RTSF 116 04

Sifone a vista
 Drain-trap
 Siphon
 Siphon für Waschtisch



IN STOCK

W-Touch

Watt

W-Smart

Showers

Bath Accessories

Kitchen

Concealed Parts
 Accessories

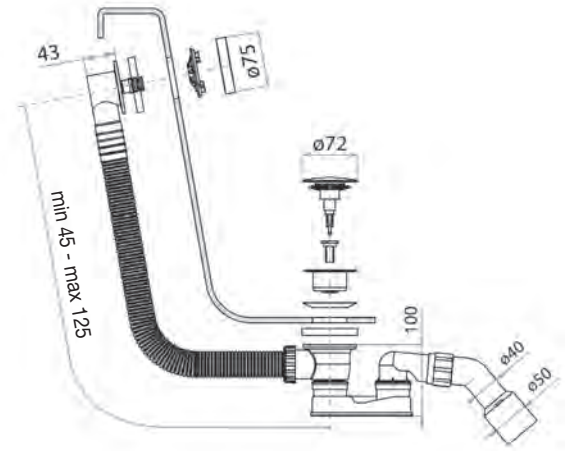
Spare parts - Accessories

W-Touch



- IS IT 0491 IS ZZ ZZ
- 01 IT 0491 01 ZZ ZZ
- 03 IT 0491 03 ZZ ZZ
- 04 IT 0491 04 ZZ ZZ

Colonna scarico vasca con troppopieno
 Bathtub waste pipe with overflow
 Colonne vidage pour baignoire avec sortie d'eau
 Abflussgarnitur für wannen mit kette



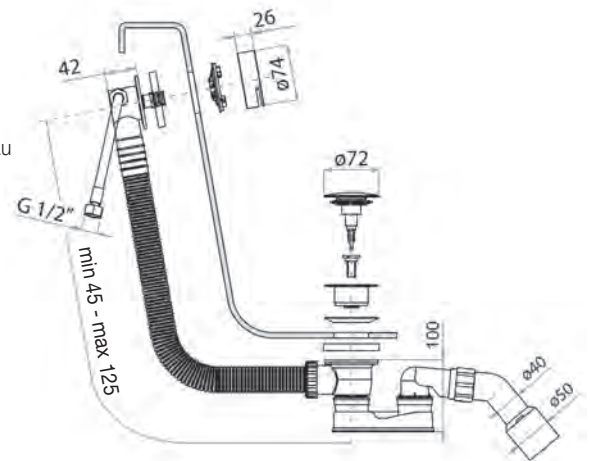
Watt

W-Smart




- IS IT 0492 IS ZZ ZZ
- 01 IT 0492 01 ZZ ZZ
- 03 IT 0492 03 ZZ ZZ
- 04 IT 0492 04 ZZ ZZ

Colonna scarico vasca con troppopieno e erogazione
 Bathtub waste pipe with overflow and water supply
 Colonne vidage pour baignoire avec débodement sortie d'eau
 Abflussgarnitur für wannen mit kette und Auszahlung



Showers

Bath Accessories

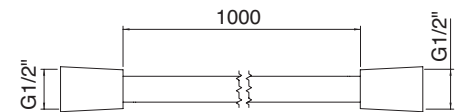


- IS IT RTFL 525 IS
- 01 IT RTFL 525 01
- 03 IT RTFL 525 03
- 04 IT RTFL 525 04


Flessibile 1 m. PVC metallizzato
 Metalized PVC 1 m. flexible hose
 Flexible 1 m. en PVC métallisé
 Brauseschlauch 1 m. PVC metallisiert



1 M PVC



Kitchen

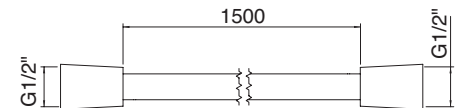


- IS IT RTFL 501 IS
- 01 IT RTFL 501 01
- 03 IT RTFL 501 03
- 04 IT RTFL 501 04

Flessibile 1,5 m. PVC metallizzato
 Metalized PVC 1,5 m. flexible hose
 Flexible 1,5 m. en PVC métallisé
 Brauseschlauch 1,5 m. PVC metallisiert



1,5 M PVC



Concealed Parts
 Accessories

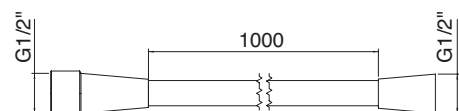


- IS RWIT 6565 IS 90
- 01 RWIT 6565 01 90
- 03 RWIT 6565 03 90
- 04 RWIT 6565 04 90

Flessibile 1 m. PVC
 PVC 1 m. flexible hose
 Flexible 1 m. en PVC
 Brauseschlauch 1 m. PVC



1 M PVC



Cartridges - Valves

CC IT RTVT 101 ZZ

Vitone ceramico DX G1/2"
Ceramic valve G1/2"
Tête céramique G1/2"
Keramikscheibe G1/2"



CC IT RTVT 105 ZZ

Vitone ceramico SX G1/2"
Ceramic valve G1/2"
Tête céramique G1/2"
Keramikscheibe G1/2"



ZZ IT RTVT 131 ZZ

Cartuccia ceramica Ø35
Ceramic cartridge Ø35
Cartouche céramique Ø35
Keramikkartusche Ø35



ZZ IT RTVT 148 ZZ

Cartuccia per termostatico
Thermostatic cartridge
Cartouche pour thermostatique
Kartusche für Thermostat



ZZ IT RTVT 168 ZZ

Cartuccia ceramica Ø25
Ceramic cartridge Ø25
Cartouche céramique Ø25
Keramikkartusche Ø25



ZZ IT RTVT 172 ZZ

Cartuccia deviatrice 2 vie con arresto
2 way diverter cartridge with stopcock
Cartouche inverseur à 2 sorties avec arrêt
Umstellung Kartusche UP-2-Wege mit Absperrung



ZZ IT RTVT 175 ZZ

Cartuccia per termostatico
Thermostatic cartridge
Cartouche pour thermostatique
Kartusche für Thermostat



ZZ IT RTVT 176 ZZ

Vitone ceramico DX
Ceramic valve
Tête céramique
Keramikscheibe



ZZ IT RTVT 177 ZZ

Cartuccia ceramica
Ceramic cartridge
Cartouche céramique
Keramikkartusche



ZZ IT RTVT 179 ZZ

Cartuccia per termostatico
Thermostatic cartridge
Cartouche pour thermostatique
Kartusche für Thermostat



NI IT RTVT 187 NI

Vitone ceramico DX
Ceramic valve
Tête céramique
Keramikscheibe



NI IT RTVT 188 NI

Vitone ceramico SX
Ceramic valve
Tête céramique
Keramikscheibe



W-Touch

Watt

W-Smart

Showers

Bath Accessories

Kitchen

Concealed Parts
Accessories

Cartridges - Valves

W-Touch
Watt
W-Smart
Showers
Bath Accessories
Kitchen
Concealed Parts Accessories



ZZ IT RTVT 297 ZZ
 Cartuccia deviatrice 2 vie con arresto
 2 way diverter cartridge with stopcock
 Cartouche inverseur à 2 sorties avec arrêt
 Umstellung Kartusche UP-2-Wege mit Absperrung



ZZ IT RTVT 190 ZZ
 Cartuccia deviatrice 3 vie con arresto
 3 way diverter cartridge with stopcock
 Cartouche inverseur à 3 sorties avec arrêt
 Umstellung Kartusche UP-3-Wege mit Absperrung



ZZ IT RTVT 191 ZZ
 Cartuccia ceramica Ø25
 Ceramic cartridge Ø25
 Cartouche céramique Ø25
 Keramikkartusche Ø25



ZZ IT RTVT 192 ZZ
 Cartuccia ceramica
 Ceramic cartridge
 Cartouche céramique
 Keramikkartusche



ZZ IT RTVT 201 ZZ
 Cartuccia deviatrice
 Diverter cartridge
 Cartouche pour inverseur
 Kartusche für Umstellung



ZZ IT RTVT 205 ZZ
 Cartuccia ceramica Ø25
 Ceramic cartridge Ø25
 Cartouche céramique Ø25
 Keramikkartusche Ø25



ZZ IT RTVT 211 ZZ
 Cartuccia deviatrice 2 vie senza arresto
 2 way diverter cartridge without stopcock
 Cartouche inverseur à 2 sorties sans arrêt
 Umstellung Kartusche UP-2-Wege ohne Absperrung



ZZ IT RTVT 212 ZZ
 Cartuccia deviatrice 3 vie senza arresto
 3 way diverter cartridge without stopcock
 Cartouche inverseur à 3 sorties sans arrêt
 Umstellung Kartusche UP-3-Wege ohne Absperrung



ZZ IT RTVT 219 ZZ
 Cartuccia ceramica Ø25
 Ceramic cartridge Ø25
 Cartouche céramique Ø25
 Keramikkartusche Ø25



ZZ IT RTVT 221 ZZ
 Cartuccia ceramica Ø25
 Ceramic cartridge Ø25
 Cartouche céramique Ø25
 Keramikkartusche Ø25



ZZ IT RTVT 224 ZZ
 Cartuccia progressiva Ø25
 Progressive cartridge Ø25
 Cartouche progressive Ø25
 Kartusche progressive Ø25



ZZ IT RTVT 227 ZZ
 Vitone ceramico G1/2"
 Ceramic valve G1/2"
 Tête céramique G1/2"
 Keramikscheibe G1/2"

Cartridges - Valves

ZZ IT RTVT 234 ZZ

Cartuccia ceramica Ø25
Ceramic cartridge Ø25
Cartouche céramique Ø25
Keramikkartusche Ø25



ZZ IT RTVT 236 ZZ

Cartuccia ceramica Ø35
Ceramic cartridge Ø35
Cartouche céramique Ø35
Keramikkartusche Ø35



ZZ IT RTVT 254 ZZ

Cartuccia ceramica Ø25
Ceramic cartridge Ø25
Cartouche céramique Ø25
Keramikkartusche Ø25



ZZ IT RTVT 256 ZZ

Cartuccia ceramica Ø25
Ceramic cartridge Ø25
Cartouche céramique Ø25
Keramikkartusche Ø25



ZZ IT RTVT 266 ZZ

Cartuccia ceramica Ø25
Ceramic cartridge Ø25
Cartouche céramique Ø25
Keramikkartusche Ø25



ZZ IT RTVT 267 ZZ

Cartuccia ceramica Ø22
Ceramic cartridge Ø22
Cartouche céramique Ø22
Keramikkartusche Ø22



ZZ IT RTVT 274 ZZ

Cartuccia deviatrice
Diverter cartridge
Cartouche pour inverseur
Kartusche für Umstellung



ZZ IT RTVT 277 ZZ

Cartuccia ceramica 180°
Ceramic cartridge 180°
Cartouche céramique 180°
Keramikkartusche 180°



ZZ IT RTVT 280 ZZ

Cartuccia ceramica 180°
Ceramic cartridge 180°
Cartouche céramique 180°
Keramikkartusche 180°



ZZ IT RTVT 308 ZZ

Meccanismo Click-Clack
Mechanism Click-Clack
Mécanisme Click-Clack
Mechanismus Click-Clack



ZZ IT RTVT 309 ZZ

Cartuccia ceramica 90°
Ceramic cartridge 90°
Cartouche céramique 90°
Keramikkartusche 90°



ZZ IT RTVT 311 ZZ

Meccanismo Click-Clack
Mechanism Click-Clack
Mécanisme Click-Clack
Mechanismus Click-Clack



W-Touch

Watt

W-Smart

Showers

Bath Accessories

Kitchen

Concealed Parts
Accessories

Cartridges - Valves

W-Touch



ZZ IT RTVT 509 ZZ
 Cartuccia temporizzata
 Timed cartridge
 Cartouche temporisée
 Zeitgesteuerte Kartusche



ZZ IT RTMT 208 ZZ
 Cartuccia per termostatico
 Thermostatic cartridge
 Cartouche pour thermostatique
 Kartusche für Thermostat

Watt



ZZ RWIT 2B86 ZZ 90
 Cartuccia E26 – per leve serie Watt
 E26 Cartridge – for WATT series levers
 Cartouche E26 – pour leviers série WATT
 Kartusche E26 – für Hebel Watt Serie



ZZ RWIT 6084 NI 50
 Cartuccia deviatrice
 Diverter cartridge
 Cartouche pour inverseur
 Kartusche für Umstellung

W-Smart



ZZ RWIT 9AA5 ZZ 07
 Cartuccia ceramica Ø25
 Ceramic cartridge Ø25
 Cartouche céramique Ø25
 Keramikkartusche Ø25



ZZ RWIT 9A11 ZZ 04
 Cartuccia ceramica Ø25
 Ceramic cartridge Ø25
 Cartouche céramique Ø25
 Keramikkartusche Ø25

Showers

Aerator

Bath Accessories



ZZ IT RTAE 111 ZZ
 Aeratore
 Aerator
 Mousseur
 Perlator




ZZ IT RTAE 126 ZZ
 Aeratore
 Aerator
 Mousseur
 Perlator

Kitchen




ZZ IT RTAE 130 ZZ
 Aeratore
 Aerator
 Mousseur
 Perlator



ZZ IT RTAE 134 ZZ
 Aeratore
 Aerator
 Mousseur
 Perlator

Concealed Parts Accessories



ZZ IT RTAE 137 ZZ
 Aeratore 1,2 gpm
 Aerator 1,2 gpm
 Mousseur 1,2 gpm
 Perlator 1,2 gpm



ZZ IT RTAE 158 ZZ
 Aeratore 1,5 gpm
 Aerator 1,5 gpm
 Mousseur 1,5 gpm
 Perlator 1,5 gpm

ZZ IT RTAE 159 ZZ

Aeratore
Aerator
Mousseur
Perlator



ZZ IT RTAE 166 ZZ

Aeratore
Aerator
Mousseur
Perlator



ZZ IT RTAE 177 ZZ

Aeratore
Aerator
Mousseur
Perlator



ZZ IT RTAE 185 ZZ

Aeratore
Aerator
Mousseur
Perlator



ZZ IT RTAE 180 ZZ

Aeratore
Aerator
Mousseur
Perlator



ZZ IT RTAE 182 ZZ

Aeratore
Aerator
Mousseur
Perlator



ZZ IT RTAE 186 ZZ

Aeratore
Aerator
Mousseur
Perlator



ZZ IT RTAE 187 ZZ

Aeratore
Aerator
Mousseur
Perlator



ZZ IT RTAE 189 ZZ

Aeratore
Aerator
Mousseur
Perlator



ZZ IT RTAE 190 ZZ

Aeratore
Aerator
Mousseur
Perlator



IS IT RTAE 194 IS
01 IT RTAE 194 01
03 IT RTAE 194 03
04 IT RTAE 194 04

Aeratore
Aerator
Mousseur
Perlator



ZZ IT RTBR 419 ZZ 50

Aeratore
Aerator
Mousseur
Perlator



W-Touch

Watt

W-Smart

Showers

Bath Accessories

Kitchen

Concealed Parts
Accessories

Service key

W-Touch



ZZ IT RTAT 105 ZZ

Chiave per aeratore
Service key
Clé pour mousseur
Schlüssel für Perlator



ZZ IT RTAT 111 ZZ

Chiave per aeratore
Service key
Clé pour mousseur
Schlüssel für Perlator

Watt



ZZ IT RTAT 118 ZZ

Chiave per aeratore
Service key
Clé pour mousseur
Schlüssel für Perlator



ZZ IT RTAT 120 ZZ

Chiave per aeratore
Service key
Clé pour mousseur
Schlüssel für Perlator

W-Smart



ZZ IT RTAT 136 ZZ

Chiave per aeratore
Service key
Clé pour mousseur
Schlüssel für Perlator

Showers

Aerator kit



ZZ RWIT 2005 ZZ 06

Kit aeratore
Aerator kit
Kit mousseur
Kit Perlator



ZZ RWIT 2210 ZZ 50

Kit aeratore 1,5 gpm
Aerator kit 1,5 gpm
Kit mousseur 1,5 gpm
Kit Perlator 1,5 gpm



ZZ RWIT 2700 ZZ 01

Kit aeratore
Aerator kit
Kit mousseur
Kit Perlator



ZZ RWIT 6911 ZZ 06

Kit aeratore 1,5 gpm
Aerator kit 1,5 gpm
Kit mousseur 1,5 gpm
Kit Perlator 1,5 gpm

Bath Accessories



ZZ RWIT 7216 ZZ 50

Kit aeratore
Aerator kit
Kit mousseur
Kit Perlator



Kitchen

Concealed Parts
Accessories

SISTEMA ANTIGOCCIOLAMENTO - ANTI-DRIP SYSTEM
 SYSTÈME ANTI-GOUTTE - LECKWASSER-AUFFANG- & ABLEITSYSTEM



Il kit viene fornito con un adattatore universale per il collegamento a qualsiasi scarico precedentemente installato.
 The kit comes complete with a universal adapter for connection with all types of pre-installed wastes.
 Le kit est livré avec un adaptateur universel pour la connexion à n'importe quel tuyau d'évacuation existant.
 Das Leckwasser-Auffang- & Ableitsystem wird mit einem universellen Adapter geliefert, an welche alle möglichen Ablaufrohre anmontiert werden können.

Il dispositivo viene collegato al supporto doccia e fa sì che l'acqua, che entra accidentalmente nel foro di alloggiamento della doccia, venga convogliata nel serbatoio di raccolta e scaricata direttamente tramite l'apposito tubo di drenaggio. Una speciale valvola impedisce l'eventuale ritorno dell'acqua per effetto dei vasi comunicanti.

Connected to the hand shower deck mount the anti-drip system allows the water which enters accidentally into the deck mount to drain through the water collector which is connected directly to the drain. A no-return valve prevents any backwash water.

Le dispositif est connecté au support de la douche et permet à l'eau, qui pénètre accidentellement dans le trou dans lequel se loge la douche, d'être acheminée dans le réservoir de collecte et évacuée directement via le tuyau de drainage. Un clapet anti-retour empêche la remontée de l'eau.

Die Handbrause und der Schlauch sind im Leckwasserbehälter integriert. Sollte der Brauseschlauch Wasser verlaufen, wird das Wasser im Behälter aufgefangen direkt über das entsprechende Abflussrohr abgeleitet. Ein spezielles Ventil verhindert den Rückfluss des Wassers.



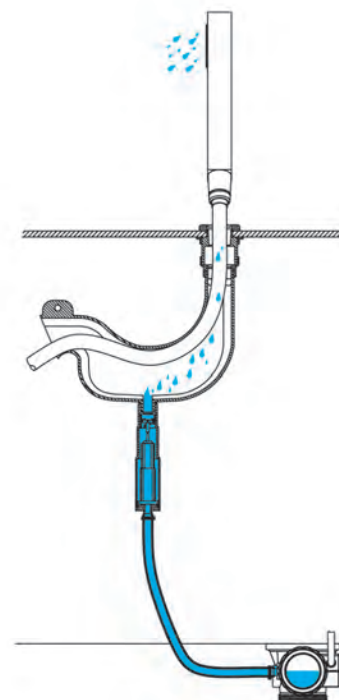
Kit doccia bordo vasca + sistema antigocciolamento completo di flessibile OT 150 cm e flex inox per collegamento alla rubinetteria.

Bathtub hand shower kit + anti-drip system complete with flexible hose (length 150 cm) and stainless steel flex to be connecte to the diverter.

Kit de douche pour robinetterie de baignoire sur gorge + système anti goutte avec flexible de 150 cm et flexible inox pour le raccordement à la robinetterie.

Handbrausenset für Wannenrandmontage mit Leckwasser-Auffang- & Ableitsystem.

Schlauchlänge 150 cm. Für den Anschluss an die entsprechende Wannenrandarmatur.



INOX - Pulizia e manutenzione - Cleaning and care

L'acqua di rete può presentare durezza molto variabili a seconda della sua origine e della composizione geologica del territorio da cui proviene. La durezza dell'acqua è un parametro fondamentale che può influenzare il corretto funzionamento degli impianti domestici, inclusa la rubinetteria. Per proteggere questi componenti, si raccomanda che la durezza dell'acqua non superi i 10 – 15 gradi francesi. Quando la durezza supera questo valore, l'installazione di un addolcitore diventa una soluzione efficace. Questo dispositivo garantisce una maggiore protezione per la rubinetteria e migliora la qualità complessiva dell'acqua utilizzata in casa. Adottare questa misura preventiva può contribuire a ridurre i costi di manutenzione e prolungare la vita utile degli impianti.

I nostri rubinetti sono realizzati in acciaio inossidabile AISI 316L, un materiale di altissima qualità che garantisce una lunga durata nel tempo, una finitura inalterabile e una manutenzione semplice. Si evidenzia che eventuali macchie di ruggine che possono apparire sulla superficie della rubinetteria non derivano dal materiale stesso, ma da contaminazioni esterne. Per questo motivo, prima dell'installazione, è fondamentale assicurarsi che eventuali residui ferrosi derivanti da lavorazioni in cantiere siano accuratamente rimossi sia dalle superfici che dall'impianto idraulico. Una corretta pulizia preventiva contribuirà a preservare l'estetica e le performance della rubinetteria, mantenendola perfetta nel tempo.

COSA FARE

Per una perfetta cura del vostro rubinetto è opportuno asciugare con un panno morbido (cotone o microfibra) i rubinetti dopo ogni utilizzo al fine di evitare che gocce di acqua lascino sulle superfici depositi di calcare difficili da rimuovere. In presenza di calcare o di aloni si consiglia l'uso di prodotti naturali, preservando quindi anche l'ambiente. Utilizzare un panno morbido con una soluzione al 5% di acido citrico (25g di acido citrico in polvere in mezzo litro d'acqua). Lasciare 3 – 5 min in posa e passare con un panno morbido senza grattare. Ricordarsi di risciacquare con acqua e di asciugare alla perfezione con un panno morbido asciutto. In caso di presenza di calcare nel rompigitto, smontarlo e immergerlo nella soluzione di acido citrico al 5% (se necessario può essere utilizzato anche tiepido); i depositi di calcare si scioglieranno completamente dopo circa dieci minuti. Per rimuovere eventuali impronte o residui organici si consiglia l'utilizzo di alcol isopropilico.

COSA NON FARE

Non utilizzare decalcificanti e detergenti a base di sostanze aggressive o fortemente corrosive (es. acido acetico, acido fosforico, acido lattico, ammoniaca, idrossido di sodio, ipoclorito di sodio, alcol benzilico). Evitare assolutamente spugne abrasive (es. classica spugna gialla e verde, Scotch-Brite), pagliette metalliche, prodotti con all'interno granuli pulenti e panni in microfibra contenenti fibre metalliche o rigide che potrebbero rovinare irreparabilmente la superficie. Non lasciare appoggiati strofinacci o spugne imbevute di detergenti sulla rubinetteria. Non lasciare, in prossimità delle rubinetterie, confezioni o flaconi aperti di detersivi o altri prodotti chimici di composizione molto acida o corrosiva: le esalazioni potrebbero ossidare e in alcuni casi corrodere le superfici.

KIT RIPRISTINO ACCIAIO

Nel raro caso in cui si dovessero formare macchie di ruggine sulla superficie della rubinetteria, possiamo fornire un apposito kit di ripristino dell'acciaio. Questo kit è progettato per rimuovere efficacemente le macchie di ruggine e ripristinare l'aspetto originale della rubinetteria, facendola tornare come nuova.

The hardness of mains water varies greatly according to the water source and local geological composition. Water hardness is a critical parameter that can affect correct operation of domestic plumbing systems, including taps. To protect these components, water hardness should be no higher than 10 – 15 French degrees. With water hardness above this value, installing a water softener becomes a viable solution. This device guarantees a higher level of protection of taps and improves the overall quality of the water used in the home. Adopting this preventive measure can help to reduce maintenance costs and extend the useful life of plumbing systems and fixtures.

Our taps are made of AISI 316L stainless steel, a very high quality material that assures long life, a durable finish, and easy maintenance.

Any rust stains that may appear on the tap surface are not caused by the construction material of the taps but rather by external contamination. Therefore, before installing the taps make sure that any ferrous residues of job site operations are completely removed from the surfaces and from the pipes. Correct preventive cleaning will help preserve the appearance and performance of the taps, keeping them in perfect condition through time.

WHAT TO DO

For perfect care of your taps dry them after each use with a soft cloth (cotton or microfibre) to prevent the accumulation of hard-to-remove limescale deposits left by water droplets. If necessary, use natural cleaners to remove limescale or water marks from taps while also protecting the environment. Use a soft cloth with a 5% citric acid solution (25 g of citric acid in powder form in half a litre of water). Allow 3 – 5 minutes for the solution to work and then wipe the taps with a soft cloth taking care not to scratch the surface.

Always rinse the taps with water and dry them thoroughly with a soft dry cloth. If the aerators are blocked with limescale, remove them and immerse them in the 5% citric acid solution (can be tepid if necessary); limescale deposits will dissolve completely in about ten minutes. Use isopropyl alcohol to remove any fingerprints or organic residues.

WHAT NOT TO DO

Do not use scale removers and aggressive or highly corrosive cleaning products (e.g. acetic acid, phosphoric acid, lactic acid, ammonia, sodium hydroxide, sodium hypochlorite, benzyl alcohol). Do not use abrasive sponges under any circumstances (e.g. classic green and yellow sponge scourers, Scotch-Brite pads), stainless steel scouring balls, products containing abrasive granules or microfibre cloths with metal or rigid fibres that could damage the surface irreparably. Do not leave detergent-soaked cloths or sponges on the taps. Do not leave open packs or bottles of detergent or other highly acidic or corrosive chemical products next to the taps: the resulting vapours that can oxidise or corrode the surfaces in some cases.

STEEL RESTORATION KIT

In the unlikely event that rust stains appear on the surface of the taps, we can supply a steel restoration kit. The kit is designed to remove rust stains effectively and return the tap to its original new appearance.

Nettoyage et entretien - Reinigung und Wartung

La dureté de l'eau du réseau peut varier en fonction de son origine et de la composition géologique du terrain d'où elle provient. La dureté de l'eau est un paramètre fondamental qui peut influencer le bon fonctionnement des installations domestiques, y compris la robinetterie. Pour protéger ces éléments, il est recommandé que la dureté de l'eau ne dépasse pas 10 à 15 degrés français. Lorsque la dureté dépasse cette valeur, l'installation d'un adoucisseur d'eau devient une solution efficace. Ce dispositif permet de mieux protéger la robinetterie et d'améliorer la qualité globale de l'eau utilisée dans la maison. Adopter cette mesure préventive permet de réduire les coûts d'entretien et de prolonger la durée de vie des installations.

Nos robinets sont fabriqués en acier inoxydable AISI 316L, un matériau de très haute qualité qui garantit une longue durée de vie, une finition inaltérable et un entretien facile. Il convient de noter que les taches de rouille qui peuvent apparaître à la surface des robinets ne sont pas dues au matériau lui-même, mais à une contamination externe. C'est pourquoi, avant l'installation, il est essentiel de veiller à ce que tout résidu ferreux provenant des travaux de chantier soit soigneusement éliminé des surfaces et du système de plomberie. Un nettoyage préventif correct contribuera à préserver l'esthétique et les performances de la robinetterie, qui restera parfaite au fil du temps.

CE QU'IL FAUT FAIRE

Pour un entretien parfait de votre robinet, il est conseillé d'essuyer les robinets à l'aide d'un chiffon doux (coton ou microfibre) après chaque utilisation afin d'éviter que les gouttes d'eau ne laissent des dépôts de calcaire difficiles à enlever sur les surfaces. En cas de présence de calcaire ou d'auréoles, il est recommandé d'utiliser des produits naturels, ce qui permet également de préserver l'environnement. Utiliser un chiffon doux avec une solution d'acide citrique à 5 % (25 g d'acide citrique en poudre dans un demi-litre d'eau). Laisser agir 3 à 5 minutes et passer avec un chiffon doux sans rincer. Ne pas oublier de rincer à l'eau et de sécher soigneusement à l'aide d'un chiffon doux et sec. Si le brise-jet est entartré, le démonter et le plonger dans la solution d'acide citrique à 5 % (si nécessaire, il est également possible de l'utiliser tiède) ; les dépôts de calcaire se dissoudront complètement au bout d'une dizaine de minutes. Il est recommandé d'utiliser de l'alcool isopropylique pour éliminer les éventuelles empreintes ou les résidus organiques.

CE QU'IL NE FAUT PAS FAIRE

Ne pas utiliser de détartrants ni de détergents contenant des substances agressives ou hautement corrosives (par exemple, acide acétique, acide phosphorique, acide lactique, ammoniac, hydroxyde de sodium, hypochlorite de sodium, alcool benzylique). Éviter dans tous les cas d'utiliser les éponges abrasives (par exemple, l'éponge jaune et verte classique, Scotch-Brite), les éponges métalliques, les produits contenant des granulés de nettoyage et les chiffons en microfibre contenant des fibres métalliques ou rigides qui pourraient endommager irrémédiablement la surface. Ne pas laisser d'éponges ou de chiffons imbibés de détergents sur la robinetterie. Ne pas laisser de bouteilles ou de récipients ouverts contenant des détergents ou d'autres produits chimiques de composition très acide ou corrosive à proximité de la robinetterie : les émanations pourraient oxyder et, dans certains cas, corroder les surfaces.

KIT DE RESTAURATION DE L'ACIER

Dans le cas rare où des taches de rouille se formeraient à la surface des robinets, nous pouvons fournir un kit spécial de restauration de l'acier. Ce kit est conçu pour éliminer efficacement les taches de rouille et redonner à la robinetterie son aspect d'origine, pour qu'elle soit comme neuve.

Leitungswasser kann je nach Herkunft und geologischer Zusammensetzung der Herkunftsregion unterschiedliche Härtegrade aufweisen. Die Wasserhärte ist ein bedeutender Faktor, der die korrekte Funktionsfähigkeit von häuslichen Wasserinstallationen, einschließlich der Armaturen, beeinträchtigen kann. Um diese Komponenten zu schützen, sollte die Wasserhärte 10-15 Grad französischer Härte nicht überschreiten. Wenn die Wasserhärte über diesem Wert liegt, ist die Installation eines Wasserenthärter eine wirksame Lösung. Diese Vorrichtung bietet einen besseren Schutz der Armaturen und verbessert die Gesamtqualität des Wasser im gesamten Haushalt. Diese vorbeugende Maßnahme kann dabei helfen, die Wartungskosten zu senken und die Nutzungsdauer Ihrer Anlagen zu verlängern.

Unsere Armaturen werden aus Edelstahl AISI 316L gefertigt, einem äußerst hochwertigen Material, das eine lange Lebensdauer, eine unveränderliche Oberfläche und eine einfache Pflege garantiert. Wir weisen darauf hin, dass etwaige auf der Oberfläche der Armatur auftretende Rostflecken nicht auf das Material selbst, sondern auf äußerliche Verunreinigungen zurückzuführen sind. Daher muss vor der Installation unbedingt darauf geachtet werden, dass alle bei Arbeiten vor Ort entstandene Eisenrückstände sorgfältig von den Oberflächen und den Sanitäranlagen entfernt werden. Eine ordnungsgemäß durchgeführte vorbeugende Reinigung trägt dazu bei, die Ästhetik und Leistungsfähigkeit der Armaturen zu bewahren und sie langfristig in perfektem Zustand zu erhalten.

WAS MAN TUN SOLLTE

Um Ihre Armatur perfekt zu pflegen, sollten Sie sie nach jedem Gebrauch mit einem weichen Tuch (Baumwolle oder Mikrofaser) abtrocknen, um zu verhindern, dass Wassertropfen schwer entfernbare Kalkablagerungen auf den Oberflächen hinterlassen. Für die Entfernung von Kalk oder Flecken wird die Verwendung von umweltschonenden Naturprodukten empfohlen. Verwenden Sie ein weiches Tuch mit einer fünfprozentigen Zitronensäurelösung (25 g Zitronensäurepulver auf einen halben Liter Wasser). Lassen Sie sie 3-5 Minuten einwirken und wischen Sie sie anschließend mit einem weichen Tuch ohne zu rubbeln ab. Vergessen Sie nicht, mit Wasser nachzuspülen und die Armatur mit einem weichen, trockenen Tuch vollständig abzutrocknen. Bei Kalkablagerungen im Luftsprudler kann dieser abgenommen und in die fünfprozentige Zitronensäurelösung (bei Bedarf auch lauwarm) eingetaucht werden. Die Kalkablagerungen sollten sich nach etwa zehn Minuten vollständig aufgelöst haben. Zum Entfernen von Fingerabdrücken oder organischen Rückständen empfehlen wir die Verwendung von Isopropylalkohol.

WAS MAN VERMEIDEN SOLLTE

Verwenden Sie keine Entkalker und Reinigungsmittel auf Basis aggressiver oder stark ätzender Wirkstoffe (z. B. Essigsäure, Phosphorsäure, Milchsäure, Ammoniak, Natriumhydroxid, Natriumhypochlorit oder Benzylalkohol). Vermeiden Sie unbedingt die Verwendung von Scheuerschwämmen (z. B. die klassischen gelb-grünen Schwämme von Scotch-Brite), Scheuerschwämmen aus Metall, mit Reinigungsgranulat versehene Produkte und Mikrofaser-tücher mit metallischen oder starren Fasern, da diese die Oberfläche irreparabel beschädigen könnten. Lassen Sie keine mit Spülmittel getränkten Spüllappen oder Spülschwämme auf den Armaturen liegen. Lassen Sie keine offenen Verpackungen oder Flaschen mit Reinigungsmitteln oder anderen chemischen Produkten mit sehr säurehaltiger oder ätzender Zusammensetzung in der Nähe der Armaturen stehen. Die Dämpfe könnten oxidieren und in manchen Fällen die Oberflächen korrodieren.

STAHL-WIEDERHERSTELLUNGSPAKET

Für den seltenen Fall, dass sich auf der Oberfläche der Armaturen Rostflecken gebildet haben, haben wir ein spezielles Stahl-Wiederherstellungspaket im Angebot. Dieses Paket wurde entwickelt, um Rostflecken effektiv zu entfernen und das ursprüngliche Aussehen der Armaturen wiederherzustellen, damit sie wieder wie neu strahlen.

Analytical Index

Art.	Pag.	Art.	Pag.	Art.	Pag.	Art.	Pag.
IT 0401 IS ZZ ZZ	39	IT 3031 IS 2G ZZ	328	IT 6599 IS ZZ VS	146	IT RTAE 182 ZZ	371
IT 0401 IS ZZ ZZ	75	IT 3053 IS 2G ZZ	62	IT 6599 IS ZZ VS	174	IT RTAE 185 ZZ	371
IT 0401 IS ZZ ZZ	108	IT 3B11 IS G1 ZZ	96	IT 6599 IS ZZ VS	204	IT RTAE 186 ZZ	371
IT 0401 IS ZZ ZZ	134	IT 3B11 IS GD ZZ	95	IT 6599 IS ZZ VS	283	IT RTAE 187 ZZ	371
IT 0401 IS ZZ ZZ	159	IT 3B18 IS G1 ZZ	96	IT 8301 IS ZZ ZZ	310	IT RTAE 189 ZZ	371
IT 0401 IS ZZ ZZ	195	IT 3B18 IS GD ZZ	95	IT 8304 IS ZZ ZZ	306	IT RTAE 190 ZZ	371
IT 0401 IS ZZ ZZ	209	IT 3B22 IS G1 ZZ	107	IT 8305 IS ZZ ZZ	309	IT RTAE 194 IS	371
IT 0401 IS ZZ ZZ	365	IT 3B22 IS GD ZZ	107	IT 8306 IS ZZ ZZ	309	IT RTAT 105 ZZ	372
IT 0491 IS ZZ ZZ	366	IT 3B27 IS G1 ZZ	96	IT 8307 IS ZZ ZZ	313	IT RTAT 111 ZZ	372
IT 0492 IS ZZ ZZ	366	IT 3B27 IS GD ZZ	95	IT 8311 IS ZZ ZZ	310	IT RTAT 118 ZZ	372
IT 1111 IS 2H ZZ	65	IT 3B61 IS ZZ HF	118	IT 8313 IS ZZ ZZ	313	IT RTAT 120 ZZ	372
IT 1118 IS 2H ZZ	65	IT 3B61 IS ZZ ZZ	105	IT 8316 IS ZZ ZZ	310	IT RTAT 136 ZZ	372
IT 1122 IS 2H ZZ	72	IT 3B63 IS ZZ HF	118	IT 8324 IS ZZ ZZ	309	IT RTBR 255 IS	58
IT 1127 IS 2H ZZ	65	IT 3B63 IS ZZ ZZ	105	IT 8326 IS ZZ ZZ	310	IT RTBR 255 IS	148
IT 1133 IS 2H ZZ	328	IT 4A11 IS WT ZZ	155	IT 8328 IS ZZ ZZ	310	IT RTBR 255 IS	290
IT 1134 IS 2H ZZ	328	IT 4A18 IS WT ZZ	155	IT 8341 IS ZZ ZZ	306	IT RTBR 300 IS	263
IT 1161 IS ZZ HF	77	IT 4A22 IS WT ZZ	159	IT 8362 IS ZZ ZZ	310	IT RTBR 302 IS	266
IT 1161 IS ZZ ZZ	71	IT 4A61 IS ZZ HF	164	IT 8365 IS ZZ ZZ	309	IT RTBR 304 IS	263
IT 1163 IS ZZ HF	77	IT 4A61 IS ZZ ZZ	156	IT 8371 IS ZZ ZZ	306	IT RTBR 305 IS	266
IT 1163 IS ZZ ZZ	71	IT 4A63 IS ZZ HF	164	IT 8372 IS ZZ ZZ	306	IT RTBR 306 IS	263
IT 1311 IS 40 ZZ	179	IT 4A63 IS ZZ ZZ	156	IT 8373 IS ZZ ZZ	306	IT RTBR 307 IS	266
IT 1315 IS ZZ EL	209	IT 4Z01 IS ZZ ZZ	319	IT 8374 IS ZZ ZZ	309	IT RTBR 308 IS	269
IT 1315 IS ZZ ZZ	209	IT 4Z04 IS ZZ ZZ	316	IT 8375 IS ZZ ZZ	306	IT RTBR 320 IS	123
IT 1318 IS 40 ZZ	179	IT 4Z05 IS ZZ ZZ	316	IT 9001 IS ZZ ZZ	301	IT RTBR 320 IS	174
IT 1322 IS 40 ZZ	194	IT 4Z06 IS ZZ ZZ	316	IT 9004 IS ZZ ZZ	299	IT RTBR 320 IS	206
IT 1327 IS 40 ZZ	179	IT 4Z07 IS ZZ ZZ	319	IT 9005 IS ZZ ZZ	300	IT RTBR 320 IS	290
IT 1329 IS 40 ZZ	339	IT 4Z11 IS ZZ ZZ	319	IT 9006 IS ZZ ZZ	300	IT RTBR 340 IS	284
IT 1331 IS 40 ZZ	334	IT 4Z13 IS ZZ ZZ	319	IT 9007 IS ZZ ZZ	304	IT RTBR 341 IS	284
IT 1332 IS 40 ZZ	334	IT 4Z24 IS ZZ ZZ	316	IT 9011 IS ZZ ZZ	301	IT RTBR 342 IS	284
IT 1334 IS 40 ZZ	334	IT 4Z26 IS ZZ ZZ	319	IT 9016 IS ZZ ZZ	301	IT RTBR 343 IS	284
IT 1343 IS 40 ZZ	334	IT 4Z41 IS ZZ ZZ	316	IT 9024 IS ZZ ZZ	300	IT RTBR 344 IS	283
IT 1355 IS ZZZZ	226	IT 4Z74 IS ZZ ZZ	316	IT 9026 IS ZZ ZZ	301	IT RTBR 381 IS	275
IT 1361 IS ZZ HF	198	IT 6006 IS 2G ZZ	76	IT 9028 IS ZZ ZZ	301	IT RTBR 382 IS	88
IT 1361 IS ZZ ZZ	190	IT 6011 IS 2G ZZ	65	IT 9041 IS ZZ ZZ	299	IT RTBR 382 IS	275
IT 1361 IS ZZ ZZ	214	IT 6014 IS 2G ZZ	61	IT 9059 IS ZZ ZZ	301	IT RTBR 385 IS	269
IT 1363 IS ZZ HF	198	IT 6015 IS 2G ZZ	61	IT 9062 IS ZZ ZZ	300	IT RTBR 386 IS	269
IT 1363 IS ZZ ZZ	190	IT 6024 IS 2G ZZ	72	IT 9065 IS ZZ ZZ	300	IT RTBR 387 IS	269
IT 1363 IS ZZ ZZ	214	IT 6031 IS 2G ZZ	328	IT 9071 IS ZZ ZZ	299	IT RTBR 388 IS	270
IT 1368 IS 40 ZZ	196	IT 6053 IS 2G ZZ	61	IT 9072 IS ZZ ZZ	299	IT RTBR 389 IS	270
IT 1369 IS 40 ZZ	196	IT 6070 IS 2G ZZ	77	IT 9073 IS ZZ ZZ	299	IT RTBR 390 IS	270
IT 1379 IS ZZ ZZ	194	IT 6576 IS ZZ YY	70	IT 9074 IS ZZ ZZ	300	IT RTBR 393 IS	285
IT 1Z04 BB ZZ 06	322	IT 6576 IS ZZ YY	107	IT 9075 IS ZZ ZZ	299	IT RTBR 394 IS	285
IT 1Z04 BB ZZ 12	322	IT 6576 IS ZZ YY	192	IT 9A11 IS TS CL	127	IT RTBR 395 IS	285
IT 1Z36 BB ZZ ZZ	322	IT 6576 IS ZZ YY	213	IT 9A11 IS TS ZZ	127	IT RTBR 396 IS	285
IT 2514 IS 5F ZZ	29	IT 6576 IS ZZ ZZ	70	IT 9A11 IS TZ CL	128	IT RTBR 397 IS	286
IT 2515 IS 5F ZZ	29	IT 6576 IS ZZ ZZ	107	IT 9A11 IS TZ ZZ	128	IT RTBR 406 IS	263
IT 2524 IS 5F ZZ	37	IT 6576 IS ZZ ZZ	192	IT 9A18 IS TS ZZ	127	IT RTBR 407 IS	266
IT 2811 IS 5M ZZ	29	IT 6576 IS ZZ ZZ	213	IT 9A18 IS TZ ZZ	128	IT RTBR 409 IS	168
IT 2818 IS 5M ZZ	29	IT 6577 IS ZZ YY	36	IT 9A22 IS TS ZZ	132	IT RTBR 414 IS	171
IT 2822 IS 5M ZZ	37	IT 6577 IS ZZ ZZ	36	IT 9A22 IS TZ ZZ	133	IT RTBR 414 IS	171
IT 2831 IS 5P ZZ	327	IT 6581 IS ZZZZ	290	IT 9A27 IS TS ZZ	127	IT RTBR 414 IS	171
IT 2833 IS 5M ZZ	327	IT 6596 IS ZZ ZZ	89	IT 9A27 IS TZ ZZ	128	IT RTBR 419 ZZ 50	371
IT 2834 IS 5B ZZ	327	IT 6596 IS ZZ ZZ	280	IT 9A31 IS TS ZZ	333	IT RTBR 420 IS	171
IT 2861 IS ZZ HF	42	IT 6597 IS ZZ ZZ	88	IT 9A31 IS TZ ZZ	333	IT RTBR 483 IS	273
IT 2861 IS ZZ ZZ	34	IT 6597 IS ZZ ZZ	280	IT RTAE 111 ZZ	370	IT RTBR 498 IS	273
IT 2863 IS ZZ HF	42	IT 6598 IS ZZ VS	90	IT RTAE 126 ZZ	370	IT RTBR 499 IS	273
IT 2863 IS ZZ ZZ	34	IT 6598 IS ZZ VS	121	IT RTAE 130 ZZ	370	IT RTBS 111 IS	296
IT 2868 IS 5M ZZ	39	IT 6598 IS ZZ VS	147	IT RTAE 134 ZZ	370	IT RTBS 112 IS	296
IT 2869 IS 5M ZZ	39	IT 6598 IS ZZ VS	174	IT RTAE 137 ZZ	370	IT RTDO 094 IS	339
IT 2B60 IS WA ZZ	249	IT 6598 IS ZZ VS	204	IT RTAE 158 ZZ	370	IT RTDO 097 IS	292
IT 3014 IS 2G ZZ	62	IT 6598 IS ZZ VS	283	IT RTAE 159 ZZ	371	IT RTDO 161 IS	295
IT 3015 IS 2G ZZ	62	IT 6599 IS ZZ VS	90	IT RTAE 166 ZZ	371	IT RTDO 182 IS	292
IT 3024 IS 2G ZZ	72	IT 6599 IS ZZ VS	121	IT RTAE 180 ZZ	371	IT RTEL 024 ZZ	224

Art.	Pag.	Art.	Pag.	Art.	Pag.	Art.	Pag.
IT RTEL 026 ZZ 01	225	IT RTVT 267 ZZ	369	RWIT 1395 ZZ 01	222	RWIT 1B97 ZZ 30	357
IT RTEL 026 ZZ 02	223	IT RTVT 274 ZZ	369	RWIT 1395 ZZ MX	222	RWIT 1B98 IS 01	233
IT RTEL 026 ZZ 03	225	IT RTVT 277 ZZ	369	RWIT 1396 IS 02	217	RWIT 1B98 ZZ 30	357
IT RTEL 026 ZZ 04	225	IT RTVT 280 ZZ	369	RWIT 1396 IS EL	217	RWIT 1BE4 IS 01	232
IT RTEL 026 ZZ 10	224	IT RTVT 297 ZZ	368	RWIT 13A2 IS 01	199	RWIT 1BE4 ZZ 30	358
IT RTEL 027 ZZ	224	IT RTVT 308 ZZ	369	RWIT 13A2 IS 90	52	RWIT 1BE5 IS 01	232
IT RTEL 027 ZZ 01	224	IT RTVT 309 ZZ	369	RWIT 13A2 IS 90	144	RWIT 1BE5 ZZ 30	358
IT RTEL 027 ZZ 02	225	IT RTVT 311 ZZ	369	RWIT 13A2 IS 99	200	RWIT 1BF4 IS 01	232
IT RTEL 027 ZZ 03	225	IT RTVT 509 ZZ	370	RWIT 13A3 IS 01	200	RWIT 1BF4 ZZ 30	358
IT RTEL 027 ZZ 04	225	RJIT 9071 IS 01	304	RWIT 13A5 IS 02	180	RWIT 1BF5 IS 01	232
IT RTFL 501 IS	293	RJIT 9071 IS 01	314	RWIT 13A5 IS 98	188	RWIT 1BF5 ZZ 30	358
IT RTFL 501 IS	366	RJIT 9071 IS 01	322	RWIT 13A5 IS 99	188	RWIT 2005 ZZ 06	372
IT RTFL 523 IS	236	RWIT 0099 ZZ 60	345	RWIT 13A5 IS BC	180	RWIT 2210 ZZ 50	372
IT RTFL 523 IS	250	RWIT 0099 ZZ 70	345	RWIT 13A6 IS 02	180	RWIT 22A2 IS 06	361
IT RTFL 523 IS	258	RWIT 1147 IS 01	89	RWIT 13A7 IS 02	182	RWIT 22A2 ZZ 01	342
IT RTFL 525 IS	293	RWIT 1147 IS 01	280	RWIT 13A7 IS BC	182	RWIT 2551 IS 10	30
IT RTGA 131 IS	292	RWIT 1147 IS 02	89	RWIT 13A8 IS TP	204	RWIT 2551 ZZ 11	346
IT RTGA 142 IS	58	RWIT 1147 IS 02	281	RWIT 13A9 IS 02	183	RWIT 2551 ZZ 97	361
IT RTGA 142 IS	91	RWIT 1147 IS 03	89	RWIT 13B2 IS 01	185	RWIT 2552 IS 10	30
IT RTGA 142 IS	123	RWIT 1147 IS 03	281	RWIT 13B2 IS BC	185	RWIT 2564 IS 35	51
IT RTGA 142 IS	151	RWIT 1151 IS 03	66	RWIT 13B3 IS 01	185	RWIT 2564 IS 35	143
IT RTGA 142 IS	175	RWIT 1152 IS 03	69	RWIT 13C2 IS 02	200	RWIT 2571 IS 01	33
IT RTGA 142 IS	205	RWIT 11A2 IS 01	81	RWIT 13C2 IS TP	204	RWIT 2571 IS 10	40
IT RTGA 142 IS	288	RWIT 11A3 IS 01	81	RWIT 13C3 IS 02	200	RWIT 2574 IS 01	51
IT RTMT 208 ZZ	370	RWIT 11C2 IS 01	81	RWIT 13C5 IS 02	182	RWIT 2574 IS 01	143
IT RTSA 117 IS	37	RWIT 11C3 IS 01	81	RWIT 13C5 IS 99	190	RWIT 2575 IS 01	51
IT RTSA 117 IS	108	RWIT 11C8 IS 01	70	RWIT 13C5 IS 99	216	RWIT 2575 IS 01	143
IT RTSA 117 IS	134	RWIT 11C8 IS 01	78	RWIT 13C5 IS BC	180	RWIT 2582 IS 50	36
IT RTSF 116 IS	37	RWIT 11E2 IS 01	81	RWIT 13C6 IS 02	182	RWIT 2584 IS 50	42
IT RTSF 116 IS	75	RWIT 11E3 IS 01	81	RWIT 13C7 IS 02	183	RWIT 2586 IS 35	49
IT RTSF 116 IS	108	RWIT 11F2 IS 01	81	RWIT 13C7 IS BC	183	RWIT 2586 IS 35	141
IT RTSF 116 IS	134	RWIT 11F3 IS 01	81	RWIT 13C8 IS 01	189	RWIT 2587 IS 35	49
IT RTSF 116 IS	159	RWIT 1303 IS 50	197	RWIT 13C8 IS 01	198	RWIT 2587 IS 35	141
IT RTSF 116 IS	195	RWIT 1310 IS 10	191	RWIT 13C8 IS 99	190	RWIT 2594 IS 03	50
IT RTSF 116 IS	365	RWIT 1310 IS 10	214	RWIT 13C9 IS 02	183	RWIT 2594 IS 03	142
IT RTVT 101 ZZ	367	RWIT 1310 IS 20	191	RWIT 13D2 IS 01	188	RWIT 2597 IS 31	50
IT RTVT 105 ZZ	367	RWIT 1310 IS 20	214	RWIT 13D2 IS BC	185	RWIT 2597 IS 31	142
IT RTVT 131 ZZ	367	RWIT 1310 IS 30	191	RWIT 13D3 IS 01	188	RWIT 2598 IS 35	50
IT RTVT 148 ZZ	367	RWIT 1310 IS 42	192	RWIT 13D4 IS 01	198	RWIT 2598 IS 35	142
IT RTVT 168 ZZ	367	RWIT 1310 IS 42	213	RWIT 13D4 IS 30	206	RWIT 2700 ZZ 01	372
IT RTVT 172 ZZ	367	RWIT 1310 ZZ 41	348	RWIT 13D4 IS 30	295	RWIT 2805 IS 12	39
IT RTVT 175 ZZ	367	RWIT 1314 IS 50	189	RWIT 13D7 IS 03	195	RWIT 2805 ZZ 11	346
IT RTVT 176 ZZ	367	RWIT 1314 ZZ 02	348	RWIT 13D8 IS 04	195	RWIT 2808 IS 96	43
IT RTVT 177 ZZ	367	RWIT 1320 IS 10	194	RWIT 13D9 IS 01	197	RWIT 2808 IS 97	43
IT RTVT 179 ZZ	367	RWIT 1347 IS 04	57	RWIT 13E2 IS 01	199	RWIT 2808 ZZ 90	362
IT RTVT 187 ZZ	367	RWIT 1347 IS 04	91	RWIT 13E3 IS 01	200	RWIT 2808 ZZ 98	347
IT RTVT 188 ZZ	367	RWIT 1347 IS 04	122	RWIT 13F2 IS 02	200	RWIT 2810 IS 10	34
IT RTVT 190 ZZ	368	RWIT 1347 IS 04	151	RWIT 13F3 IS 02	200	RWIT 2847 IS 01	56
IT RTVT 191 ZZ	368	RWIT 1347 IS 04	175	RWIT 1B86 IS 01	228	RWIT 2847 IS 01	147
IT RTVT 192 ZZ	368	RWIT 1347 IS 04	205	RWIT 1B86 ZZ 30	356	RWIT 2847 IS 01	278
IT RTVT 201 ZZ	368	RWIT 1347 IS 04	286	RWIT 1B89 IS 01	228	RWIT 2847 IS 02	56
IT RTVT 205 ZZ	368	RWIT 1355 ZZ 03	226	RWIT 1B89 ZZ 30	356	RWIT 2847 IS 02	148
IT RTVT 211 ZZ	368	RWIT 1355 ZZ 04	226	RWIT 1B89 ZZ 50	360	RWIT 2847 IS 02	278
IT RTVT 212 ZZ	368	RWIT 1355 ZZ 05	226	RWIT 1B89 ZZ 54	360	RWIT 2847 IS 20	57
IT RTVT 219 ZZ	368	RWIT 1355 ZZ 06	226	RWIT 1B90 IS 01	228	RWIT 2847 IS 20	91
IT RTVT 221 ZZ	368	RWIT 1355 ZZ 07	226	RWIT 1B90 ZZ 30	356	RWIT 2847 IS 20	122
IT RTVT 224 ZZ	368	RWIT 1368 IS 01	189	RWIT 1B91 IS 01	233	RWIT 2847 IS 20	151
IT RTVT 227 ZZ	368	RWIT 1395 IS 02	217	RWIT 1B91 ZZ 30	356	RWIT 2847 IS 20	175
IT RTVT 234 ZZ	369	RWIT 1395 IS 10	212	RWIT 1B92 IS 01	233	RWIT 2847 IS 20	205
IT RTVT 236 ZZ	369	RWIT 1395 IS 20	212	RWIT 1B92 ZZ 30	357	RWIT 2847 IS 20	288
IT RTVT 254 ZZ	369	RWIT 1395 IS 30	212	RWIT 1B94 IS 01	228	RWIT 2847 IS 21	56
IT RTVT 256 ZZ	369	RWIT 1395 IS 40	212	RWIT 1B94 ZZ 30	357	RWIT 2847 IS 21	148
IT RTVT 266 ZZ	369	RWIT 1395 IS EL	217	RWIT 1B97 IS 01	233	RWIT 2847 IS 21	278

Analytical Index

Art.	Pag.	Art.	Pag.	Art.	Pag.	Art.	Pag.
RWIT 2847 IS 22	56	RWIT 2B86 IS 55	360	RWIT 3BC6 IS 01	100	RWIT 5A74 IS 01	167
RWIT 2847 IS 22	148	RWIT 2B86 ZZ 30	352	RWIT 3BC6 IS G1	100	RWIT 5A75 IS 01	168
RWIT 2847 IS 22	280	RWIT 2B86 ZZ 90	370	RWIT 3BC7 IS 01	104	RWIT 5A76 IS 01	168
RWIT 2847 IS 42	54	RWIT 2B89 IS 01	240	RWIT 3BC7 IS G1	104	RWIT 5C47 IS 71	258
RWIT 2847 IS 42	147	RWIT 2B89 ZZ 30	352	RWIT 3BC8 IS 01	112	RWIT 5C47 IS 71	289
RWIT 2847 IS 42	275	RWIT 2B89 ZZ 50	360	RWIT 3BC8 IS G1	112	RWIT 5C86 IS 01	254
RWIT 2847 IS 52	54	RWIT 2B89 ZZ 55	361	RWIT 3BC9 IS 01	104	RWIT 5C86 ZZ 30	359
RWIT 2847 IS 52	147	RWIT 2B90 IS 01	240	RWIT 3BC9 IS G1	104	RWIT 5C89 IS 01	254
RWIT 2847 IS 52	278	RWIT 2B90 ZZ 30	352	RWIT 3BD4 IS 01	112	RWIT 5C89 ZZ 30	359
RWIT 2847 IS 61	292	RWIT 2B91 IS 01	246	RWIT 3BD4 IS 30	123	RWIT 5C89 ZZ 55	363
RWIT 2847 IS 71	57	RWIT 2B91 ZZ 30	352	RWIT 3BD4 IS 35	123	RWIT 5C90 IS 01	254
RWIT 2847 IS 71	91	RWIT 2B92 IS 01	246	RWIT 3BD4 IS G1	112	RWIT 5C90 ZZ 30	359
RWIT 2847 IS 71	122	RWIT 2B92 ZZ 30	353	RWIT 3BD7 IS 01	108	RWIT 5C94 IS 01	254
RWIT 2847 IS 71	151	RWIT 2B92 ZZ 50	361	RWIT 3BD7 IS G1	108	RWIT 5C94 ZZ 30	359
RWIT 2847 IS 71	174	RWIT 2B94 IS 01	240	RWIT 3BD8 IS 01	111	RWIT 6005 IS 50	347
RWIT 2847 IS 71	205	RWIT 2B94 ZZ 30	353	RWIT 3BD8 IS G1	111	RWIT 6005 IS 51	76
RWIT 2847 IS 71	258	RWIT 2B97 IS 01	246	RWIT 3BD9 IS 01	111	RWIT 6006 IS 04	70
RWIT 2847 IS 71	288	RWIT 2B97 ZZ 30	353	RWIT 3BD9 IS G1	111	RWIT 6006 IS 25	77
RWIT 2847 IS 72	57	RWIT 2B98 IS 01	246	RWIT 3BE2 IS 01	113	RWIT 6006 IS 25	197
RWIT 2847 IS 72	289	RWIT 2B98 ZZ 30	353	RWIT 3BE2 IS G1	113	RWIT 6011 IS 01	71
RWIT 2849 IS 96	43	RWIT 2BE4 IS 01	243	RWIT 3BE3 IS 01	113	RWIT 6016 IS 01	72
RWIT 2849 IS 97	43	RWIT 2BE4 ZZ 30	354	RWIT 3BE3 IS G1	113	RWIT 6051 IS 03	66
RWIT 2849 ZZ 90	362	RWIT 2BE5 IS 01	243	RWIT 3BF2 IS 01	114	RWIT 6051 ZZ 01	347
RWIT 2849 ZZ 98	346	RWIT 2BE5 ZZ 30	354	RWIT 3BF2 IS G1	114	RWIT 6051 ZZ 02	347
RWIT 2851 IS 96	33	RWIT 2BF4 IS 01	243	RWIT 3BF3 IS 01	114	RWIT 6052 IS 03	66
RWIT 2851 IS 97	30	RWIT 2BF4 ZZ 30	354	RWIT 3BF3 IS G1	114	RWIT 6054 IS 01	71
RWIT 2851 ZZ 96	362	RWIT 2BF5 IS 01	243	RWIT 4A03 IS 50	162	RWIT 6064 IS 35	85
RWIT 2851 ZZ 98	346	RWIT 2BF5 ZZ 30	354	RWIT 4A47 IS 02	172	RWIT 6074 IS 01	85
RWIT 2852 IS 96	33	RWIT 2BF6 IS 25	236	RWIT 4A62 IS 50	172	RWIT 6075 IS 01	85
RWIT 2852 IS 97	30	RWIT 2BF6 IS 25	250	RWIT 4A62 ZZ 50	348	RWIT 6082 IS 01	69
RWIT 2865 IS 01	33	RWIT 2BF6 IS 55	236	RWIT 4AA2 IS 01	165	RWIT 6084 IS 01	78
RWIT 2865 IS 02	34	RWIT 2BF6 IS 55	250	RWIT 4AA3 IS 01	165	RWIT 6084 NI 50	370
RWIT 2865 IS 11	40	RWIT 2BF6 IS 55	258	RWIT 4AA5 IS 02	155	RWIT 6086 IS 35	82
RWIT 2865 IS 12	40	RWIT 2BF6 IS 55	288	RWIT 4AA6 IS 02	155	RWIT 6087 IS 35	82
RWIT 2865 IS 25	40	RWIT 2BF6 ZZ 40	355	RWIT 4AC2 IS 01	165	RWIT 6094 IS 03	84
RWIT 2895 IS 02	218	RWIT 3051 IS 03	66	RWIT 4AC3 IS 01	165	RWIT 6097 IS 31	84
RWIT 2895 IS EL	218	RWIT 3B47 IS 01	118	RWIT 4AC5 IS 02	156	RWIT 6098 IS 35	84
RWIT 2895 ZZ 01	223	RWIT 3B47 IS 04	122	RWIT 4AC6 IS 02	156	RWIT 6548 ZZ 02	272
RWIT 2895 ZZ 05	223	RWIT 3B47 IS 04	286	RWIT 4AC8 IS 01	159	RWIT 6565 IS 15	58
RWIT 2895 ZZ 10	224	RWIT 3B47 IS 20	121	RWIT 4AC8 IS 01	164	RWIT 6565 IS 15	92
RWIT 2895 ZZ 20	224	RWIT 3B47 IS 20	289	RWIT 4AD4 IS 01	164	RWIT 6565 IS 15	124
RWIT 2895 ZZ MX	223	RWIT 3B47 IS 71	121	RWIT 4AD4 IS 30	175	RWIT 6565 IS 15	152
RWIT 2896 IS 02	218	RWIT 3B47 IS 71	289	RWIT 4AD8 IS 04	162	RWIT 6565 IS 15	176
RWIT 2896 IS EL	218	RWIT 3BA2 IS 01	113	RWIT 4AD9 IS 04	162	RWIT 6565 IS 15	206
RWIT 28A2 IS 01	45	RWIT 3BA2 IS G1	113	RWIT 4AE2 IS 01	165	RWIT 6565 IS 15	295
RWIT 28A2 IS 03	45	RWIT 3BA3 IS 01	113	RWIT 4AE3 IS 01	165	RWIT 6565 IS 90	293
RWIT 28A3 IS 01	45	RWIT 3BA3 IS G1	113	RWIT 4AF2 IS 01	165	RWIT 6565 IS 90	366
RWIT 28A3 IS 03	45	RWIT 3BA5 IS 01	99	RWIT 4AF3 IS 01	165	RWIT 6573 IS 05	275
RWIT 28C2 IS 01	46	RWIT 3BA5 IS G1	99	RWIT 5147 ZZ 07	90	RWIT 6599 IS 05	283
RWIT 28C2 IS 03	46	RWIT 3BA6 IS 01	99	RWIT 5147 ZZ 07	281	RWIT 6911 ZZ 06	372
RWIT 28C3 IS 01	46	RWIT 3BA6 IS G1	99	RWIT 5147 ZZ 08	90	RWIT 6B95 ZZ 01	222
RWIT 28C3 IS 03	46	RWIT 3BA7 IS 01	101	RWIT 5147 ZZ 08	281	RWIT 6B95 ZZ MX	222
RWIT 28C8 IS 01	44	RWIT 3BA7 IS G1	101	RWIT 51A5 ZZ 01	342	RWIT 7216 ZZ 50	372
RWIT 28C8 IS 04	44	RWIT 3BA9 IS 01	101	RWIT 51A5 ZZ 80	363	RWIT 7264 ZZ 30	350
RWIT 28E2 IS 01	45	RWIT 3BA9 IS G1	101	RWIT 51A5 ZZ 85	363	RWIT 7274 ZZ 40	350
RWIT 28E2 IS 03	45	RWIT 3BC2 IS 01	114	RWIT 51A5 ZZ 90	363	RWIT 7275 ZZ 40	351
RWIT 28E3 IS 01	45	RWIT 3BC2 IS G1	114	RWIT 51A8 ZZ 03	342	RWIT 7276 ZZ 40	351
RWIT 28E3 IS 03	45	RWIT 3BC3 IS 01	114	RWIT 51A8 ZZ 90	345	RWIT 7286 IS 80	87
RWIT 28F2 IS 01	46	RWIT 3BC3 IS G1	114	RWIT 51C5 ZZ 90	344	RWIT 7286 IS 80	116
RWIT 28F2 IS 03	46	RWIT 3BC5 IS 01	100	RWIT 51D7 ZZ 12	343	RWIT 7286 IS 80	201
RWIT 28F3 IS 01	46	RWIT 3BC5 IS 10	105	RWIT 51D7 ZZ 50	345	RWIT 7286 IS 85	53
RWIT 28F3 IS 03	46	RWIT 3BC5 IS 20	105	RWIT 51D9 ZZ 01	343	RWIT 7286 IS 85	144
RWIT 2B86 IS 01	240	RWIT 3BC5 IS G1	100	RWIT 51D9 ZZ 50	345	RWIT 7286 ZZ 30	349

Art.	Pag.
RWIT 7286 ZZ 70	351
RWIT 7287 IS 80	364
RWIT 7287 ZZ 30	349
RWIT 7287 ZZ 81	364
RWIT 7294 ZZ 30	349
RWIT 7297 ZZ 30	349
RWIT 7298 ZZ 30	350
RWIT 72B6 IS 01	87
RWIT 72B6 IS 01	116
RWIT 72B6 IS 01	201
RWIT 72B6 IS 05	53
RWIT 72B6 IS 05	144
RWIT 72B6 ZZ 01	348
RWIT 75D5 IS 10	87
RWIT 75D5 IS 10	117
RWIT 75D5 IS 10	202
RWIT 75D5 IS 15	53
RWIT 75D5 IS 15	144
RWIT 75D5 IS 30	88
RWIT 75D5 IS 30	117
RWIT 75D5 IS 30	202
RWIT 75D5 IS 35	54
RWIT 75D5 IS 35	146
RWIT 75D6 IS 10	87
RWIT 75D6 IS 10	117
RWIT 75D6 IS 10	202
RWIT 75D6 IS 15	53
RWIT 75D6 IS 15	146
RWIT 75D6 IS 30	88
RWIT 75D6 IS 30	117
RWIT 75D6 IS 30	202
RWIT 75D6 IS 35	54
RWIT 75D6 IS 35	146
RWIT 7AD5 ZZ 01	343
RWIT 8316 BB 10	315
RWIT 8326 BB 10	315
RWIT 8326 BB 10	323
RWIT 8328 BB 10	315
RWIT 8341 BB 10	314
RWIT 8341 BB 10	323
RWIT 8362 BB 10	315
RWIT 8371 BB 10	314
RWIT 8372 BB 10	314
RWIT 8373 BB 10	314
RWIT 8374 BB 10	314
RWIT 8374 BB 10	323
RWIT 8A46 IS 03	49
RWIT 8A46 IS 03	116
RWIT 8A46 IS 03	141
RWIT 8A46 IS 03	201
RWIT 8A46 IS 16	82
RWIT 8A46 IS 19	167
RWIT 8A46 IS 21	364
RWIT 8A46 ZZ 20	342
RWIT 8A72 IS 03	49
RWIT 8A72 IS 03	116
RWIT 8A72 IS 03	141
RWIT 8A72 IS 03	201
RWIT 8A72 IS 16	82
RWIT 8A72 IS 19	167
RWIT 8A72 ZZ 90	344
RWIT 9016 BB 10	305
RWIT 9026 BB 10	305

Art.	Pag.
RWIT 9059 BB 10	304
RWIT 9062 BB 10	305
RWIT 9071 BB 10	304
RWIT 9071 BB 10	313
RWIT 9071 BB 10	322
RWIT 9071 IS 01	304
RWIT 9071 IS 01	313
RWIT 9071 IS 01	322
RWIT 9072 BB 10	305
RWIT 9A03 IS 50	134
RWIT 9A11 ZZ 04	370
RWIT 9AA2 IS 01	138
RWIT 9AA2 IS 02	138
RWIT 9AA3 IS 01	138
RWIT 9AA3 IS 02	138
RWIT 9AA5 IS 02	131
RWIT 9AA5 IS 21	131
RWIT 9AA5 ZZ 07	370
RWIT 9AA6 IS 02	131
RWIT 9AA6 IS 21	131
RWIT 9AC2 IS 01	139
RWIT 9AC2 IS 03	139
RWIT 9AC3 IS 01	139
RWIT 9AC3 IS 03	139
RWIT 9AC8 IS 01	136
RWIT 9AC8 IS 02	136
RWIT 9AD4 IS 01	136
RWIT 9AD4 IS 02	136
RWIT 9AD4 IS 30	152
RWIT 9AD4 IS 35	152
RWIT 9AD7 IS 03	135
RWIT 9AD7 IS 21	135
RWIT 9AD9 IS 03	135
RWIT 9AD9 IS 21	135
RWIT 9AE2 IS 01	138
RWIT 9AE2 IS 02	138
RWIT 9AE3 IS 01	138
RWIT 9AE3 IS 02	138
RWIT 9AF2 IS 01	139
RWIT 9AF2 IS 03	139
RWIT 9AF3 IS 01	139
RWIT 9AF3 IS 03	139

CONDIZIONI GENERALI DI VENDITA

art. 1 Disposizioni generali

- 1.1 Le forniture e le relazioni contrattuali tra la società Rubinetterie 3M S.r.l. di seguito -Venditore- e l'Acquirente di seguito -Compratore- sono regolate dalle presenti condizioni generali di vendita.
- 1.2 Eventuali deroghe o aggiunte alle presenti condizioni (da intendersi come condizioni specifiche) devono essere concordate per iscritto dalle parti e si intendono accettate solo se riportate nella conferma d'ordine. In caso di contraddizione prevalgono le condizioni speciali
- 1.3 Le presenti condizioni generali di vendita valgono anche per le vendite internazionali: resta inteso che qualsiasi riferimento a termini commerciali (come EXW, CIP, ecc.) è da intendersi come richiamo agli Incoterms della Camera di Commercio Internazionale, nel testo in vigore alla data di stipulazione del contratto.

art. 2 Modifiche

Il Venditore si riserva di apportare ai Prodotti le modifiche che, senza alterare le caratteristiche essenziali dei Prodotti, dovessero risultare necessarie o opportune.

art. 3 Ordini e loro modifiche

- 3.1 Ordini, contratti e richieste di consegna o di fornitura così come modifiche o aggiunte agli stessi dovranno essere formulati per iscritto.
- 3.2 La validità di eventuali accordi verbali, incluse modifiche e integrazioni alle presenti condizioni di acquisto, è subordinata alla tassativa conferma scritta da parte di Rubinetterie 3M s.r.l..
- 3.3 Saranno considerate conferme scritte anche le comunicazioni pervenute tramite fax o per via telematica.
- 3.4 Se dopo che sia stato confermato l'ordine il Venditore venga a conoscenza di protesti, sequestri, pignoramenti ed in genere atti pregiudizievole a carico dell'acquirente, o divenga notorio che l'acquirente si trova in condizioni di difficoltà finanziaria, la venditrice potrà, a sua scelta sospendere il contratto ed esigere particolari garanzie, oppure risolvere il contratto per inadempimento del Compratore, ai sensi dell'art. 1456 c.c., mediante comunicazione da inviarsi a mezzo di lettera racc. a.r..

art. 4 Prezzi

- 4.1 Il prezzo di vendita, ove non specificato, è quello del listino del Venditore, considerato IVA esclusa, in vigore alla data del perfezionamento del contratto. Qualora il Compratore decida di non ricevere i prodotti alla data pattuita di approntamento e consegna, o l'approntamento o la effettiva consegna non sia stata possibile per ragioni indipendenti dalla volontà del Venditore, i prezzi, se non già previsto nell'ordine, saranno soggetti alle variazioni del listino di Rubinetterie 3M S.r.l. e comunque alle variazioni dei costi dei materiali e della mano d'opera sopravvenute dal momento dell'approntamento dei prodotti sino al ritiro degli stessi da parte del committente o all'accettazione della consegna. Tasse, imposte, spese relative all'emissione di effetti bancari o all'eventuale regolarizzazione del contratto sono a carico del Compratore.
- 4.2 Salvo patto contrario, i prezzi si intendono per Prodotti imballati secondo gli usi del settore in relazione al mezzo di trasporto pattuito, resa franco fabbrica, essendo inteso che qualsiasi altra spesa o onere sarà a carico del Compratore.

art. 5 Condizioni di pagamento

- 5.1 I pagamenti devono essere effettuati direttamente alle Rubinetterie 3M Srl nei termini pattuiti, trascorsi i quali le Rubinetterie 3M Srl provvederanno senza alcun preavviso agli addebiti degli interessi di mora che decorreranno dal giorno immediatamente successivo alla data di scadenza del debito. Tali interessi saranno calcolati maggiorando ai sensi del decreto legislativo n. 231/2002. A discrezione delle Rubinetterie 3M Srl, il mancato rispetto dei termini di pagamento pattuiti può comportare la sospensione di eventuali forniture in corso anche se già concordate. Qualunque contestazione non autorizza il Compratore alla sospensione dei pagamenti. Le spedizioni di importo inferiore a € 100,00 (cento/00) saranno inviate esclusivamente in contrassegno. Per le fatture inferiori a € 250,00 sarà emessa un'unica ri.ba. con la scadenza più breve a quella in uso.
- 5.2 Ove le Parti abbiano pattuito il pagamento posticipato, questo dovrà essere effettuato in assenza di diversa specificazione, entro 30 gg. dalla data della fattura, mediante bonifico bancario. Si considera effettuato il pagamento quando la somma entra nella disponibilità del Venditore presso la sua banca. Ove sia stato previsto che il pagamento debba essere accompagnato da una garanzia bancaria, il Compratore dovrà mettere a disposizione almeno 30 giorni prima della data di consegna, una garanzia bancaria a prima domanda, emessa conformemente alle Norme Uniformi per le Garanzie della CCI da primaria banca italiana e pagabile contro semplice dichiarazione del Venditore di non aver ricevuto il pagamento entro i termini pattuiti.
- 5.3 Ove le parti abbiano concordato il pagamento anticipato senza ulteriori indicazioni, si presume che il pagamento anticipato si riferisca all'intero prezzo. Salvo diverso accordo, il pagamento anticipato dovrà essere accreditato sul conto del venditore almeno 30 giorni prima della data di consegna convenuta.
- 5.4 Ove le Parti abbiano pattuito il pagamento mediante credito documentario, il Compratore dovrà, salvo diverso accordo, curare che un credito documentario irrevocabile, emesso conformemente alle Norme ed Usi uniformi della CCI relativi ai Crediti documentari, venga notificato al Venditore almeno 30 giorni prima della data di consegna convenuta. Salvo diverso accordo, il credito documentario dovrà essere confermato da una banca italiana gradita al Venditore e dovrà essere pagabile a vista.
- 5.5 Ove le Parti abbiano convenuto il pagamento contro documenti, il pagamento avverrà, salvo diverso accordo, Documenti contro Pagamento.
- 5.6 Salvo diverso accordo, eventuali spese e commissioni bancarie dovute, in relazione al pagamento, saranno a carico del Compratore.

art. 6 Termini di consegna

- 6.1 Qualora il Venditore preveda di non essere in grado di consegnare i Prodotti alla data pattuita per la consegna, egli dovrà avvisarne tempestivamente il Compratore per iscritto anche per via telematica, indicando ove possibile, la data di consegna prevista. E' inteso che ove il ritardo imputabile al Venditore superi le 9 settimane, il Compratore potrà risolvere il Contratto relativamente ai Prodotti di cui la consegna è ritardata con un preavviso di 10 giorni, da comunicarsi per iscritto al Venditore.
- 6.2 Non si considera imputabile al Venditore l'eventuale ritardo dovuto a cause di forza maggiore (come definite dall'art.10) o ad atti od omissioni del Compratore (ad es. mancata comunicazione di indicazioni necessarie per la fornitura dei prodotti).
- 6.3 In caso di ritardo nella consegna imputabile al Venditore, il Compratore potrà richiedere, previa messa in mora del Venditore, il risarcimento del danno effettivo da lui dimostrato, entro il limite massimo del 5% del prezzo dei Prodotti consegnati in ritardo.
- 6.4 Salvo il caso di dolo o colpa grave del Venditore, il pagamento delle somme indicate all'art. 6.3 esclude qualsiasi ulteriore risarcimento del danno per mancata o ritardata consegna dei prodotti.

art. 7 Resa e spedizione - reclami

- 7.1 Salvo patto contrario, la fornitura della merce s'intende Franco Fabbrica e ciò anche quando vi sia convenuto che la spedizione o parte di essa venga curata dal Venditore.
- 7.2 Non si accettano merci di ritorno se non rese in Franco Fabbrica c/o nostro magazzino e solo dopo l'autorizzazione preventiva delle Rubinetterie 3M Srl. I prodotti devono essere contenuti perfettamente nel loro imballo e protetti in scatole. Rubinetterie 3M Srl non risponde per danneggiamenti della merce durante il trasporto del vettore al nostro magazzino dovuti ad imballaggi inadeguati. Il materiale reso ricevuto sarà sottoposto ad un attento controllo di qualità e, se lo stesso dovesse risultare difettoso e il difetto imputabile alle Rubinetterie 3M Srl, si provvederà alla sostituzione. Per il materiale ricevuto incompleto, danneggiato o non debitamente imballato nessun indennizzo sarà dovuto e si procederà ad addebitare le spese sostenute per i controlli effettuati. In questo caso il materiale con difetti non imputabili alle Rubinetterie 3M Srl resta a disposizione del cliente nel nostro magazzino per un tempo massimo di 30 giorni, trascorsi i quali sarà automaticamente eliminato in fonderia senza ulteriore avviso. Rubinetterie 3M Srl non si assume alcuna responsabilità per difetti derivati dalla manomissione dei propri prodotti e per danni derivati dal montaggio di materiale difettoso.
- 7.3 E' inteso che i costi diretti della restituzione dei Prodotti per cause non imputabili al Venditore, così come i rischi del trasporto, sono a carico del Compratore. La detrazione massima legata alla restituzione dei beni ancora inscatolati ed integri oggetto della vendita è stimato essere pari al 15%. La detrazione effettiva della restituzione sarà comunque legata alle modalità di restituzione prescelte dal Compratore stesso (ad esempio il vettore o la tipologia di spedizione scelta); Consigliamo di imballare con cura la merce da restituire e di utilizzare per la spedizione un corriere o altro mezzo idoneo a permettere la rintracciabilità della spedizione. E' altresì utile assicurare la merce spedita in quanto non sarà possibile ottenere alcun rimborso qualora per qualsiasi motivo non pervenga la relativa consegna del reso.
- 7.4 Eventuali reclami relativi allo stato dell'imballo, quantità, numero o caratteristiche esteriori dei Prodotti (vizi apparenti), dovranno essere notificati al Venditore mediante lettera raccomandata RR, a pena di decadenza, entro sette giorni dalla data della scoperta del difetto. Qualora la denuncia non venga comunicata entro il predetto termine, i prodotti consegnati vengono considerati come conformi a quelli ordinati dal Cliente.
- 7.5 E' inteso che eventuali reclami o contestazioni non danno diritto al Compratore di sospendere o comunque ritardare i pagamenti dei Prodotti oggetto di contestazione, né tanto meno, di altre forniture.

art.8 Garanzia per vizi

8.1 Rubinetterie 3M S.r.l. si impegna a porre rimedio a qualsiasi vizio, mancanza di qualità o difetto di conformità dei Prodotti a lui imputabile, purché lo stesso gli sia stato notificato tempestivamente in conformità all'art. 7.4. Il Venditore potrà scegliere se riparare o sostituire i Prodotti risultati difettosi. I Prodotti sostituiti o riparati in garanzia saranno soggetti alla medesima garanzia per un periodo di sei mesi a partire dalla data della riparazione o sostituzione.

8.1.2 Le Rubinetterie 3M Srl garantisce tutti i suoi prodotti da difetti di fabbricazione come sotto specificato:

- 1) Garanzia di 15 anni sulla finitura cromato, inox, e per difetti di fusione o porosità.
- 2) Garanzia di 10 anni per difetti su cartucce e vitoni (si ricorda che l'usura di questi componenti è strettamente legata alla qualità dell'acqua).
- 3) Garanzia di 5 anni sulle finiture PVD.

Per potere usufruire della garanzia si raccomanda di conservare lo scontrino o altro documento fiscale comprovante la data di acquisto e di allegarlo al tagliando di garanzia. La garanzia da diritto alla sostituzione gratuita di quelle parti che, per evidente difetto di fabbricazione, determinassero l'irregolare funzionamento del prodotto, sempre che ciò non dipenda da incuria, cadute o urti, negligenza d'uso, errata manutenzione, manomissione, installazione non corretta, interventi di persone non qualificate o da cause di forza maggiore. E' assolutamente necessario montare a monte della rubinetteria filtri e addolcitori. Il mancato rispetto di queste condizioni provoca l'immediata decadenza della garanzia stessa. La garanzia esclude qualsiasi nostra responsabilità per tutte le conseguenze derivanti da un impiego improprio, da un'installazione non corretta dei nostri materiali, da una errata manutenzione o incuria del prodotto (vedi sotto "consigli per la cura del prodotto").

Rubinetterie 3M Srl non riconosce nessun risarcimento per la sostituzione degli articoli difettosi.

8.2 Il Venditore non garantisce la rispondenza dei Prodotti a particolari specifiche o caratteristiche tecniche o la loro idoneità ad usi particolari se non nella misura in cui tali caratteristiche siano state espressamente convenute nel contratto o in documenti richiamati a tal fine dal Contratto stesso.

8.3 Salvo il caso di dolo o colpa grave, il Venditore sarà tenuto, in caso di vizi, mancanza di qualità o difetto di conformità dei prodotti, unicamente alla riparazione degli stessi o alla fornitura di Prodotti in sostituzione di quelli difettosi. E' inteso che la suddetta garanzia (consistente nell'obbligo di riparare o sostituire i prodotti) è assorbente e sostitutiva delle garanzie o responsabilità previste per legge, ed esclude ogni altra responsabilità del Venditore (sia contrattuale che extracontrattuale) comunque originata dai Prodotti forniti (ad es. risarcimento del danno, mancato guadagno, campagne di ritiro, ecc.).

art. 9 Riserva di proprietà

E' convenuto che i prodotti consegnati restano di proprietà del Venditore fino a quando non sia pervenuto a quest'ultimo il completo pagamento.

La riserva di proprietà si estende ai Prodotti venduti dal Compratore a terzi ed al prezzo di tali vendite, entro i limiti massimi previsti dalla legge del paese del Compratore che regola la presente clausola.

art. 10 Forza Maggiore

10.1 Ciascuna parte potrà sospendere l'esecuzione dei suoi obblighi contrattuali quando tale esecuzione sia resa impossibile o irragionevolmente onerosa da un impedimento imprevedibile indipendente dalla sua volontà quale ad es. sciopero, boicottaggio, serrata, incendio, guerra (dichiara o non), guerra civile, sommosse e rivoluzioni, requisizioni, embargo, interruzioni di energia, ritardi nella consegna di componenti o materie prime.

10.2 La parte che desidera avvalersi della presente clausola dovrà comunicare immediatamente per iscritto all'altra parte il verificarsi e la cessazione delle circostanze di forza maggiore.

10.3 Qualora la sospensione dovuta a forza maggiore duri più di sei settimane, ciascuna parte avrà il diritto di risolvere il presente contratto, previo un preavviso di 10 giorni, da comunicarsi alla controparte per iscritto.

art. 11 Foro competente

Per qualsiasi controversia derivante dal presente contratto o collegata allo stesso sarà esclusivamente competente il Foro di Siena.

Qualora il Compratore risieda in un Paese Extra UE, tutte le controversie derivanti dal presente contratto o in relazione ad esso saranno risolte in via definitiva secondo il Regolamento d'arbitrato della Camera di Commercio di Firenze o più arbitri nominati in conformità di detto regolamento.

art. 12 Varie

L'eventuale inefficacia di una clausola delle presenti condizioni o di successivi accordi integrativi non comporterà l'invalidità delle altre condizioni. Le parti concorderanno una clausola sostitutiva che ne rifletta il più possibile l'intento economico.

art. 13 Legge applicabile

Le presenti condizioni di acquisto sono regolate esclusivamente dalle leggi della Repubblica Italiana. E' esclusa l'applicazione della convenzione dell'AIA relativa al diritto uniforme sulla vendita internazionale delle merci, della Convenzione delle Nazioni Unite sui contratti per la vendita internazionali delle merci o di altre convenzioni relative alla legge applicabile alla vendita.

art. 14 Formazione del consenso

Le parti si danno reciprocamente atto che ogni singola previsione del presente contratto è stata dalle medesime ampiamente discusse ed approvata specificamente, così come ogni singolo punto e articolo.

art. 15 Trattamento dati personali

Le parti si danno reciprocamente atto di adempiere a tutti gli obblighi derivanti dal nuovo Regolamento Europeo in materia di protezione dei dati personali (GDPR 679/2016) Con l'ordine di acquisto e/o effettuando la registrazione sul Sito web della Società, il Compratore esprime il consenso al trattamento dei dati personali, ai sensi degli artt. 13 e 14 GDPR - Regolamento (UE) 2016/679, previa visione della specifica informativa disponibile in versione estesa sul Sito. Il trattamento, la conservazione, la trasmissione dei dati personali avviene con l'osservanza di ogni misura cautelativa, che ne garantisce la sicurezza e la riservatezza, in conformità a quanto previsto dal GDPR, al solo scopo di poter efficacemente adempiere agli obblighi previsti dalle norme di legge, civilistiche e fiscali connessi all'attività economica dell'azienda ivi compresa la gestione d'incassi e pagamenti derivanti dall'esecuzione dei contratti.

CURA DEL PRODOTTO: Vedi pagina 374

RICAMBI

Si raccomanda sempre l'uso di ricambi originali Rubinetterie 3M richiedibili presso tutti i nostri punti vendita.

GENERAL CONDITIONS OF SALE

art. 1 General provisions

- 1.1 The supplies and contractual relationship between Rubinetteria 3M S.r.l. hereon - Seller - and the Customer - hereon Purchaser- are governed by these general conditions of sale.
- 1.2 Any exemptions or additions to these conditions (to be intended as specific conditions) must be agreed in writing by the parties and are intended as accepted only if stated on the order confirmation. In the event of contradiction, the special conditions prevail.
- 1.3 These general conditions of sale are also valid for international sales: it is agreed that any reference to trading terms (such as EXW, CIP, etc.) in the current text on the date of stipulation of the contract, is to be considered as a recall to the Incoterms of the International Chamber of Commerce.

art. 2 Modifications

The Seller reserves the right to make modifications to the Products, which he deems necessary and appropriate, without altering the essential features of the Products themselves.

art. 3 Orders and their modifications

- 3.1 Orders, contracts and delivery or supply requests and also modifications or additions to the same, must all be in writing.
- 3.2 The validity of any verbal agreements, including amendments and integrations to these purchase conditions, is subject to the mandatory written confirmation by Rubinetteria 3M s.r.l.
- 3.3 Written communications received via fax or via e-mail will also be considered as confirmation.
- 3.4 If the Seller gains knowledge of protests, seizures, foreclosures and detrimental acts in general concerning the Purchaser after the order has been confirmed, or it becomes common knowledge that the Purchaser has financial difficulties, at his own choice the Seller can suspend the contract and demand particular guarantees or terminate the contract via registered letter with acknowledgement of receipt, owing to non-fulfilment by the Purchaser, in compliance with art. 1456 of the Italian Civil Code.

art. 4 Prices

- 4.1 Where not specified, the sales price is that on the Seller's price list, excluding VAT, in force at the time of conclusion of the contract. Whenever the Purchaser decides not to receive the products on the date agreed for preparation and delivery or the preparation and effective delivery have not been possible for reasons independent to the will of the Seller, if not already envisioned in the order, the prices will be subject to variations of the Rubinetteria 3M S.r.l. price list. They will also be subject to changes in costs of the materials and labour supervening from the time of preparation of the products until they are picked-up by the customer or the delivery is accepted. Taxes, duties, expenses relative to the issue of bank drafts or any regularization of the contract are at the Purchaser's expense.
- 4.2 Unless otherwise agreed, prices are intended for Products packed according to the uses of the sector, in relation to the means of transport agreed, returns ex-works. It is agreed that any other cost or charge shall be at the Purchaser's expense.

art. 5 Conditions of payment

- 5.1 Payments must be made directly to Rubinetteria 3M Srl within the terms agreed, after which Rubinetteria 3M Srl will charge interest on arrears starting immediately from the day after the date that the debt expired, without any forewarning. This interest will be calculated with increasing in compliance with Legislative Decree n. 231/2002. At the discretion of Rubinetteria 3M Srl, the failure to respect the payment terms agreed can lead to the suspension of any supplies in progress, even if already agreed. No controversy authorises the Purchaser to suspend payments. The deliveries for amounts less than € 100.00 (one hundred/00) will be sent exclusively with cash on delivery. A unique cash order will be issued for invoices less than 250.00, with shorter expiry than that in use.
- 5.2 Where the parties have agreed to deferred payment, unless otherwise specified, this must be paid by bank transfer, within 30 days from the date of the invoice. Payment is considered when the amount is available to the Seller in his bank account. Where it has been envisioned that payment must be accompanied by a bank guarantee, at least 30 days before the date of delivery, the Purchaser must make a first demand bank guarantee available, issued in compliance with the ICC Uniform Customs for Guarantees by a Primary Italian Bank and payable against a simple declaration of the Seller that he has not received payment within the terms agreed.
- 5.3 If the parties have agreed on payment in advance, without further indications, it will be assumed that such advance payment refers to the full price. Unless otherwise agreed, the advance payment must be paid into the Seller's account at least 30 days before the agreed delivery date.
- 5.4 Where the parties have agreed on payment via documentary credit, unless otherwise agreed, the Purchaser must make sure that irrevocable documentary credit, issued in compliance with ICC Uniform Customs and Practices for Documentary Credits, is communicated to the Seller at least 30 days before the agreed delivery date. Unless otherwise agreed, the documentary credit must be confirmed by an Italian Bank acceptable to the Seller and must be payable on demand.
- 5.5 Where the parties have agreed payment against documents, unless otherwise agreed, payment will be Documents against Payment.
- 5.6 Unless otherwise agreed, any expenses or bank commissions due with respect to the payment will be under the Purchaser's responsibility.

art. 6 Terms of delivery

- 6.1 Whenever the Seller envisions that he cannot deliver the Products on the day agreed, the Purchaser shall be immediately informed of any delays in writing, also via e-mail, where possible indicating the envisioned delivery date. It is agreed that where a delay attributable to the Seller lasts more than 9 weeks, the Purchaser can terminate the contract relative to the Products subject of the delayed delivery with forewarning of 10 days, of which the Seller must be informed in writing.
- 6.2 Any delays due to Acts of God (as defined in art.10) or acts or omissions by the Purchaser (e.g. no communication of indications necessary to supply the products) are not considered attributable to the Seller.
- 6.3 In the event of delayed delivery attributable to the Seller, the Purchaser can request, after placing the Seller in default, compensation for the effective damage he demonstrates, within the maximum limit of 5% of the price of the Products delivered late.
- 6.4 Except in the case of fraud or gross negligence by the Seller, the payment of the amounts indicated in art. 6.3 excludes any further compensation for damage due to no or delayed delivery of the products.

art. 7 Returns and shipment - claims

- 7.1 Unless otherwise agreed, the supply of the goods will be Ex Works and also when it is agreed that the Seller will organise shipment, in whole or in part.
- 7.2 Returned goods are not accepted if not returned ex-works c/o our warehouse and only after previous authorisation from Rubinetteria 3M Srl. The products must be perfectly contained inside their packaging and protected in boxes. Rubinetteria 3M Srl is not liable for damage to goods during transport via carrier to our warehouse owing to inadequate packaging. The returned material received will undergo thorough quality control and, if it should result faulty and the fault is attributable to Rubinetteria 3M Srl, it will be replaced. No compensation will be due for material received incomplete or not duly packaged and the expenses sustained for the checks performed will be charged. In this case, the material with faults not attributable to Rubinetteria 3M Srl remains at the customer's disposal in our warehouse for a maximum of 30 days, after which it will be automatically eliminated in the foundry without further warning. Rubinetteria 3M Srl is not liable for any faults deriving from tampering with the products and for damage resulting from the assembly of faulty material.
- 7.3 . It shall be understood that the direct costs of returning the Products for reasons not attributable to the Seller, as well as the transport risks, shall be borne by the Buyer. The maximum deduction related to the return of the still boxed and intact goods that form the object of the sale is estimated as equal to 15%. The actual deduction of the return will however be linked to the return methods chosen by the Buyer (for example the carrier or the type of shipping chosen); We recommend that the goods to be returned are carefully packed and that a courier or other suitable means that allow tracking of the shipment are used for shipping. Furthermore, insurance of the goods shipped is useful, as a refund cannot be obtained if, for any reason, we do not receive the delivery of the returned product.
- 7.4 It is agreed that any complaints or controversies do not give the Purchaser the right to suspend or delay payments of the Products, subject of the controversy, as well as payment of any other supplies.

art. 8 Warranty for defects

8.1 Rubinetteria 3M S.r.l. commits to solving any defect, lack of quality or non-conformity of the products, which can be attributed to the same, as long as notice is given immediately in compliance with art. 7.3.

The Seller will decide whether to repair or replace the Products shown to be faulty. The Products repaired or replaced under warranty will be subject to the same warranty for a period of 6 months, starting from the date of repair or replacement.

8.1.2 Rubinetteria 3M Srl guarantees all of its products from manufacturing defects as specified below:

- 1) 15 years warranty for chrome finishing, stainless steel, for casting or porosity defect.
- 2) 10 year warranty for defects on cartridges and screws
- 3) 5 year warranty for PVD finishings.

In order to make use of the warranty, it is advised to keep the receipt or other fiscal document and attach it to the warranty coupon, as this proves the date of purchase.

The warranty gives the right for free replacement of those parts which, for obvious manufacturing defaults, could determine incorrect operation of the product, always as long as this does not depend on carelessness, falls or blows, negligent use, incorrect maintenance, tampering, incorrect installation, interventions by unqualified staff or due to force majeure. Filters and softeners must be mounted upstream from the tap fittings. Failure to comply with these conditions causes the warranty to become immediately null and void. The warranty excludes any liability of the company for all consequences deriving from improper use, incorrect installation of our materials, incorrect maintenance or indifference to the product (see "recommendations for care of the product" below). Rubinetteria 3M Srl does not acknowledge any compensation for the replacement of faulty articles.

8.2 The Seller does not guarantee compliance of the Products to special specifications or technical features or their suitability for particular uses except to the extent that such features have been expressly agreed in the contract or documents recalled by the contract itself for that purpose.

8.3 Except in the case of fraud or gross negligence, in the event of defects, lack of quality or non-conformity of the products, the Seller is only obliged to repair or replace the faulty products. It is intended that the above-mentioned warranty (consisting in the obligation to repair or replace the Products) includes and replaces the warranties or responsibility envisioned by Law, and excludes any other responsibility of the Seller (whether contractual or non-contractual) however originating from Products supplied (e.g. compensation for damages, loss of earnings, recall campaigns, etc.).

art. 9 Retention of Title

It is agreed that the Products delivered remain the Seller's property until the afore-said have been paid for in full. The retention of title extends to the Products sold by the Purchaser to third parties and to the price of these sales, within the maximum limits envisioned by the Law in the Purchaser's country, which governs this clause.

art. 10 Force Majeure

10.1 Each party can suspend the execution of its contractual obligations when the same is made impossible or unreasonably hard due to unforeseeable events beyond his control such as: strikes, boycotts, lock-outs, fires, war (declared or not), civil war, riots and revolutions, requisitions, embargos, energy black-outs, delays in delivery of components or raw materials.

10.2 The party wishing to make use of this clause, must inform the other party immediately in writing of the occurrence and end of the circumstances of the Force Majeure.

10.3 Whenever the suspension due to Force Majeure lasts more than six weeks, both parties will have the right to terminate this contract, after forewarning of 10 days, to be communicated in writing to the counter-party.

art. 11 Jurisdiction

Any dispute deriving from this contract or connected to the same shall be of exclusive competence of the Court of Siena. Whenever the Purchaser resides in an Extra EU Country, all disputes arising from this contract or in relation to it, will be resolved definitively according to the Rules of arbitration of the Chamber of Commerce of Florence or by several arbitrators appointed in compliance with said rules.

art. 12 Various

Any ineffectiveness of a clause of these conditions or successive integrated agreements will not lead to the other conditions becoming null and void. The parties will make an agreement on a replacement clause, which reflects the economical intent as much as possible.

art. 13 Applicable Law

These purchase conditions are governed exclusively by the Law of the Italian Republic. The application of the Hague convention relative to uniform law regarding the international sale of goods, the United Nations convention regarding contracts for the international sale of goods or other conventions relative to the laws applicable to sales is excluded.

art. 14 Forming consent

The parties mutually acknowledge that each individual forecast of this contract has been widely discussed and approved specifically by the same, just as each individual point and article.

art. 15 Protection of Personal Data

The parties mutually agree to fulfil all the obligations arising from the new European Regulation on the protection of personal data (GDPR 679/2016) With the purchase order and/or by registering on the Company's Website, the Buyer expresses his or her consent to the processing of personal data, pursuant to articles 13 and 14 of the GDPR - Regulation (EU) 2016/679, after having read the full version of the specific information notice available on the Site. The processing, storage and transmission of personal data is carried out in compliance with every precautionary measure, which guarantees their security and confidentiality, in compliance with the provisions of the GDPR, for the sole purpose of being able to effectively fulfil the obligations required by legal, civil and tax laws related to the economic activity of the company, including the management of receipts and payments arising from the performance of contracts.

CARE OF THE PRODUCT: See page 374

SPARE PARTS

Always use Rubinetteria 3M original spare parts, which can be requested from our points of sale.

CONDITIONS GÉNÉRALES DE VENTE

art. 1 Dispositions générales

1.1 Les fournitures et les relations contractuelles entre la société Rubinetterie 3M S.r.l., par la suite appelée - Vendeur - et l'Acquéreur, par la suite appelé - Acheteur - sont régies par les présentes conditions générales de vente.

1.2 Les dérogations ou ajouts éventuels aux présentes conditions (à savoir, les conditions spécifiques) doivent faire l'objet d'un accord écrit stipulé entre les parties et seront acceptables uniquement si elles figurent dans la confirmation de commande. En cas de contradiction, les conditions spéciales prévaudront.

1.3 Les présentes conditions générales de vente sont également valables dans le cadre de ventes internationales : il reste entendu que toute référence à des termes commerciaux (tels que EXW, CIP, etc.), doit être considérée conformément aux Incoterms de la Chambre de Commerce Internationale, dans le texte en vigueur à la date de la stipulation du contrat.

art. 2 Modifications

Le Vendeur se réserve le droit d'apporter des modifications aux Produits sans en altérer les caractéristiques essentielles, si cela s'avère nécessaire ou approprié.

art. 3 Commandes et modification de commande

3.1 Les commandes, contrats et demandes de livraison ou de fourniture, au même titre que les modifications et les ajouts, doivent être formulés par écrit.

3.2 La validité des éventuels accords verbaux, incluant les modifications et intégrations des présentes conditions de vente, est subordonnée à la confirmation péremptoire écrite de Rubinetterie 3M s.r.l..

3.3 Les confirmations écrites comprennent également les communications parvenues par fax ou par voie télématique.

3.4 Si, suite à une confirmation de commande, le Vendeur vient à connaissance de protestations, séquestres, saisies et, de façon générale, de l'existence d'actes préjudiciables à la charge de l'acheteur, ou s'il devient notoire que l'acheteur se trouve en difficultés financières, le vendeur pourra, au choix, suspendre le contrat et exiger des garanties particulières, ou résilier le contrat pour non-exécution de l'Acheteur, conformément à l'article 1456 du Code civil, sur communication envoyée par lettre recommandée AR.

art. 4 Prix

4.1 Le prix de vente, lorsqu'il n'est pas spécifié, correspond au prix hors TVA figurant dans le listing du Vendeur en vigueur à la date de l'établissement du contrat. Si les produits ne sont pas reçus par l'Acheteur à la date prévue de mise au point ou de livraison, ou si la mise au point ou la livraison ne peuvent avoir lieu pour des raisons indépendantes de la volonté du Vendeur, les prix, si non déjà prévus dans la commande, seront soumis aux variations du listing de Rubinetterie 3M S.r.l. et, dans tous les cas, aux variations des coûts des matériaux et de la main-d'œuvre applicables à compter du moment de la préparation des produits jusqu'à leur retrait par le client ou à l'acceptation de la livraison. Les taxes, impôts et frais relatifs à l'exécution d'opérations bancaires ou à l'éventuelle régularisation du contrat sont à la charge de l'Acheteur.

4.2 Sauf accord contraire, les prix sont fournis pour les Produits emballés conformément aux usages du secteur et en fonction du moyen de transport utilisé, en sortie d'usine, restant entendu que tout autre frais ou charge sera à la charge de l'Acheteur.

art. 5 Conditions de paiement

5.1 Les paiements doivent être effectués directement à Rubinetterie 3M Srl, dans les délais accordés. Ces délais écoulés, Rubinetterie 3M Srl procédera sans préavis à l'application des intérêts de retard à compter du jour suivant la date d'échéance du paiement. Ces intérêts seront calculés de façon croissante conformément au décret législatif n° 231/2002. A discrétion de Rubinetterie 3M Srl, le non-respect des délais de paiement établis pourra comporter la suspension des éventuelles livraisons en cours même si celles-ci ont déjà fait l'objet d'un accord. Les contestations, de tout type, n'autorisent pas l'Acheteur à suspendre les paiements. Les envois d'un montant inférieur à 100,00 € (cent/00) seront exclusivement effectués en contre-remboursement. Pour les factures inférieures à 250,00 €, il sera procédé au paiement par ordre d'encaissement avec une échéance plus courte que celle normalement appliquée.

5.2 Si les Parties ont négocié un paiement différé, celui devra, sauf accord contraire, être effectué par virement bancaire, dans un délai de 30 jours à compter de la date de la facture. Le paiement sera considéré effectué lorsque la somme sera effectivement disponible auprès de la banque du Vendeur. Lorsqu'il est prévu que le paiement soit accompagné d'une garantie bancaire, l'Acheteur devra fournir, au minimum 30 jours avant la date de livraison, une garantie bancaire à première demande, émise conformément aux Règles uniformes relatives aux garanties de la CCI par une des principales banques italiennes et payable sur simple déclaration du Vendeur affirmant la non-réception du paiement dans les délais fixés.

5.3 Si les parties ont négocié un paiement anticipé sans indications supplémentaires, il est présumé que le paiement anticipé concerne l'intégralité du montant du prix. Sauf accord contraire, le paiement anticipé devra être crédité sur le compte du Vendeur au moins 30 jours avant la date de livraison établie.

5.4 Si les Parties ont négocié un paiement par crédit documentaire, l'Acheteur devra, sauf accord contraire, s'assurer que le crédit documentaire irrévocable, émis conformément aux Règles et usages uniformes de la CCI relatifs aux crédits documentaires, soit notifié au Vendeur au moins 30 jours avant la date de livraison établie. Sauf accord contraire, le crédit documentaire devra être confirmé par une banque italienne acceptable par le Vendeur et devra être payable à vue.

5.5 Si les Parties ont convenu un paiement contre documents, le paiement sera effectué, sauf accord contraire, Documents contre Paiement.

5.6 Sauf accord contraire, les éventuels frais et commissions bancaires dus dans le cadre du paiement seront à la charge de l'Acheteur.

art. 6 Délais de livraison

6.1 Si le Vendeur prévoit de ne pas être en mesure de livrer les Produits à la date de livraison fixée, il devra en avertir l'Acheteur dans les plus brefs délais par écrit, également par voie télématique, en indiquant si possible, la prochaine date de livraison prévue. Il reste entendu que si le retard imputable au Vendeur dépasse une période de 9 semaines, l'Acheteur pourra résilier le Contrat relatif aux Produits objet du retard de livraison sur préavis de 10 jours à notifier au Vendeur par écrit.

6.2 Le Vendeur ne saura être retenu responsable de l'éventuel retard dû à un cas de force majeure (comme défini dans l'article 10) ou à des actes ou omissions de l'Acheteur (par exemple, informations manquantes nécessaires à la livraison des produits).

6.3 En cas de retard de livraison imputable au Vendeur, l'Acheteur pourra demander, avec mise en demeure préalable du Vendeur, l'indemnisation du dommage effectif subi dans une limite maximum de 5% du prix des Produits livrés en retard.

6.4 Sauf cas de faute volontaire ou faute grave du Vendeur, le paiement des sommes indiquées à l'article 6.3 exclut toute indemnisation supplémentaire du dommage en cas de manque ou de retard de livraison des produits.

art. 7 Renvoi et expédition - réclamations

7.1 Sauf accord contraire, la fourniture de la marchandise est entendue en sortie d'usine, ce également lorsque l'expédition ou partie de celle-ci relève, sur accord entre les Parties, du Vendeur.

7.2 Aucun retour de marchandises ne sera accepté s'il n'est pas effectué directement à l'usine, à notre entrepôt, et uniquement sur autorisation préalable de Rubinetterie 3M Srl. Les produits doivent être parfaitement contenus dans leur emballage et protégés dans des boîtes. Rubinetterie 3M Srl ne répond pas de dommages sur la marchandise ayant eu lieu durant le transport par le transporteur vers notre entrepôt, en raison d'emballages inadéquats. Le matériel rendu et reçu sera soumis à un contrôle qualité attentif et, si le produit résulte défectueux avec défaut imputable à Rubinetterie 3M Srl, ce dernier sera remplacé. Concernant le matériel reçu incomplet, endommagé ou non correctement emballé, aucune indemnisation ne sera reconnue et les frais relatifs aux contrôles effectués seront facturés au client. Dans ce cas, le matériel présentant des défauts non imputables à Rubinetteries 3M Srl restera à disposition du client dans notre entrepôt pour une durée maximum de 30 jours. Ce délai écoulé, le matériel sera automatiquement éliminé en fonderie sans autre avis. Rubinetterie 3M Srl n'assume aucune responsabilité en cas de défauts générés par l'altération de ses produits, ni en cas de dommages provoqués par un montage de matériel défectueux.

7.3. Il est entendu que les coûts directs de retour des Produits pour des raisons non imputables au Vendeur, ainsi que les risques du transport, sont à la charge de l'Acheteur. La déduction maximale liée au retour des biens encore emballés dans des cartons et intacts faisant l'objet de la vente est estimée à 15 %. La déduction effective du retour sera en tout état de cause liée au mode de retour choisi par l'Acheteur (par exemple, le transporteur ou le type d'envoi choisi) ; Nous recommandons d'emballer soigneusement les marchandises à retourner et d'utiliser un service de courrier ou tout autre moyen approprié pour permettre le suivi de l'expédition. Il est également utile d'assurer les marchandises expédiées car il ne sera pas possible d'obtenir un remboursement si pour une raison quelconque la livraison relative du retour n'est pas reçue.

7.4 Il reste entendu que les éventuelles réclamations ou contestations ne donnent pas droit à l'Acheteur de suspendre ou de différer les paiements des Produits objet de la contestation, ni, encore moins, ceux relatifs à d'autres fournitures.

art. 8 Garantie pour vices

8.1 Rubinetterie 3M S.r.l. s'engage à remédier à tout vice, défaut de qualité ou défaut de conformité des Produits lui étant imputables, si ces derniers lui ont été communiqués rapidement conformément à l'article 7.3. Le Vendeur pourra choisir de réparer ou de remplacer les Produits résultant défectueux. Les Produits remplacés ou réparés sous garantie seront soumis à cette même garantie pendant une période de six mois à compter de la date de la réparation ou du remplacement.

8.1.2 Rubinetterie 3M Srl garantit tous ses produits contre les défauts de fabrication conformément à ce qui suit :

- 1) Garantie de 15 ans pour la finition chromée, acier inox, pour défauts de fusion ou de porosité.
- 2) Garantie de 10 ans pour défauts sur cartouches et grosses vis (il est rappelé que l'usure de ces composants dépend étroitement de la qualité de l'eau).
- 3) Garantie de 5 ans pour les finitions PVD

Afin de pouvoir bénéficier de la garantie, il est recommandé de conserver le ticket de caisse ou tout autre document officiel prouvant la date d'achat et de le joindre au coupon de garantie. La garantie donne droit au remplacement gratuit des parties qui, en raison d'un défaut de fabrication évident, provoquent le fonctionnement irrégulier du produit, toujours dans la mesure où cela n'est pas dû à un manque de soin, chutes ou chocs, négligence d'usage, entretien erroné, altération, installation incorrecte, interventions de personnes non qualifiées ou cas de force majeure. Il est absolument nécessaire d'installer des filtres et adoucisseurs en amont de la robinetterie. Le non-respect de ces conditions impliquera l'annulation immédiate de la garantie. La garantie exclut notre responsabilité pour toute conséquence générée par un usage impropre, une installation incorrecte de nos équipements, un mauvais entretien ou un manque de soin apporté au produit (vois ci-dessous « conseils d'entretien du produit »).

Rubinetterie 3M Srl ne reconnaîtra aucune indemnisation en cas de remplacement d'articles défectueux.

8.2 Le Vendeur ne garantit pas la correspondance des Produits aux spécificités ou caractéristiques techniques particulières ni leur aptitude à des usages particuliers si ces caractéristiques n'ont pas été expressément convenues dans le contrat ou dans des documents spécialement rappelés dans ce but dans le Contrat.

8.3 Sauf cas de faute volontaire ou de faute grave, le Vendeur sera tenu, en cas de vices, défaut de qualité ou défaut de conformité des produits, à la seule réparation de ces derniers ou à la fourniture de Produits en remplacement de ceux défectueux. Il est entendu que la précédente garantie (consistant dans l'obligation de réparer ou de remplacer les produits) absorbe et remplace les garanties ou responsabilités prévues par la loi, et exclut tout autre responsabilité du Vendeur (contractuelles ou hors contrat) dans tous les cas, générée par les Produits fournis (ex : indemnisation du dommage, manque à gagner, campagnes de retrait, etc.).

art. 9 Réserve de propriété.

Il est convenu que les produits livrés restent la propriété du Vendeur jusqu'à leur paiement total. La réserve de propriété s'étend aux Produits vendus à des tiers par l'Acheteur au prix de vente appliqué à ces derniers, dans les limites maximum prévues par la loi du pays de l'Acheteur régissant la présente clause.

art. 10 Force majeure

10.1 Chaque partie pourra suspendre l'exécution de ses obligations contractuelles si ladite exécution est rendue impossible ou déraisonnablement onéreuse par un empêchement imprévisible indépendant de sa volonté à savoir, grève, boycottage, fermeture, incendie, guerre (déclarée ou non), guerre civile, soulèvements et révolutions, réquisitions, embargo, interruptions d'énergie, retard de livraison des composants ou matières premières.

10.2 La partie désireuse de faire valoir la présente clause devra communiquer immédiatement et par écrit à l'autre partie la présence ou la cessation de circonstances de force majeure.

10.3 Si la suspension due à un cas de force majeure devait durer plus de six semaines, les parties auront le droit de résilier le présent contrat, avec préavis de 10 jours, à fournir par écrit à la partie adverse.

art. 11 Tribunal compétent

Pour toute controverse dérivant du présent contrat ou en relation avec celui-ci, seul le tribunal de Sienne sera retenu compétent. Si l'Acheteur réside dans un Pays hors de l'Union européenne, toutes les controverses dérivant du présent contrat ou en relation avec celui-ci seront résolues par voie définitive conformément au Règlement d'arbitrage de la Chambre de Commerce de Florence ou par plusieurs arbitres nommés en conformité avec ce règlement.

art. 12 Divers

L'éventuelle inefficacité d'une clause des présentes conditions ou accords complémentaires successifs, ne comportera pas l'invalidité des autres conditions. Les parties fixeront une clause substitutive reflétant le plus possible l'intention économique.

art. 13 Lois applicables

Les présentes conditions de vente sont régies exclusivement par les lois de la République italienne. L'application de la convention de l'AIA relative au droit uniforme sur la vente internationale des marchandises ou l'application de la Convention des Nations Unies sur les contrats pour la vente internationale des marchandises ou d'autres conventions relatives à la loi applicable à la vente sont exclues.

art.14 Formation du consentement

Les parties attestent mutuellement que chaque provision du contrat a été amplement discutée par elles et spécifiquement approuvée, au même titre que chacun de ses points et articles.

art. 15 Protection des informations personnelles

Les parties reconnaissent mutuellement qu'elles remplissent toutes leurs obligations en vertu du nouveau règlement européen sur la protection des données (RGPD 679/2016) En passant une commande et/ou en s'enregistrant sur le Site Internet de la Société, l'Acheteur donne son consentement au traitement des données personnelles, conformément aux articles 13 et 14 du RGPD - Règlement (UE) 2016/679, après avoir lu les informations spécifiques disponibles dans une version étendue sur le Site. Le traitement, la mémorisation et la transmission des données personnelles s'effectuent dans le respect de toutes les mesures de précaution qui garantissent la sécurité et la confidentialité, conformément aux dispositions du RGPD, dans le seul but de pouvoir remplir efficacement les obligations légales, civiles et fiscales liées à l'activité économique de la société, y compris la gestion des recettes et paiements découlant de l'exécution des contrats.

ENTRETIEN DU PRODUIT: Voir page 375

PIECES DE RECHANGE

Il est toujours recommandé d'utiliser des pièces de rechange Rubinetteries 3M originales, disponibles sur demande dans tous nos points vente.

ALLGEMEINE VERKAUFSBEDINGUNGEN

Art. 1 Allgemeine Bestimmungen

- 1.1 Die Lieferungen und die Vertragsbeziehungen zwischen der Gesellschaft Rubinetteria 3M S.r.l., nachfolgend - Verkäufer - und dem Erwerber, nachfolgend - Käufer - werden durch die vorliegenden Allgemeinen Verkaufsbedingungen geregelt.
- 1.2 Etwaige Abweichungen von oder Ergänzungen der vorliegenden Bedingungen (als besondere Bedingungen verstanden) müssen schriftlich von den Parteien vereinbart werden und gelten nur als angenommen, wenn sie in der Auftragsbestätigung aufgeführt werden. Im Fall von Widerspruch besitzen die besonderen Bedingungen Vorrang.
- 1.3 Die vorliegenden Allgemeinen Verkaufsbedingungen gelten auch für die internationalen Verkäufe: Es gilt als vereinbart, dass jeglicher Verweis auf Handelsbedingungen (wie EXW, CIP, usw.) als Verweis auf die Incoterms der Internationalen Handelskammer in dem zur Zeit des Vertragsabschlusses geltenden Texts zu verstehen sind.

Art. 2 Änderungen

Der Verkäufer behält sich vor, an den Produkten Veränderungen vorzunehmen, die, ohne die wesentlichen Eigenschaften der Produkte zu verändern, erforderlich sind oder angebracht erscheinen.

Art. 3 Bestellungen und deren Änderungen

- 3.1 Bestellungen, Verträge und Lieferungsanforderungen sowie Änderungen oder Ergänzungen derselben müssen schriftlich erfolgen.
- 3.2 Die Gültigkeit etwaiger mündlicher Vereinbarungen, einschließlich Änderungen und Ergänzungen der vorliegenden Bedingungen ist abhängig von der ausdrücklichen Bestätigung seitens Rubinetteria 3M s.r.l.
- 3.3 Es gelten als schriftliche Bestätigungen auch die mittels Fax oder Internet zugegangenen Mitteilungen.
- 3.4 Falls nach der Auftragsbestätigung der Verkäufer von Protesten, Beschlagnahmungen, Pfändungen und allgemein beeinträchtigenden Maßnahmen zu Lasten des Erwerbers Kenntnis erhalten sollte oder es bekannt werden sollte, dass der Erwerber sich in einer schwierigen finanziellen Lage befindet, kann der Verkäufer nach seiner Wahl entweder den Vertrag unterbrechen und besondere Gewährleistungen fordern oder den Vertrag wegen mangelnder Erfüllung des Erwerbers gemäß Art. 1456 c.c. (ital. BGB) mittels per Einschreiben mit Rückschein zu versendender Mitteilung aufheben.

Art. 4 Preise

- 4.1 Falls nicht anders bestimmt, ist der Verkaufspreis, ohne Mehrwertsteuer, der der Preisliste des Verkäufers, die zur Zeit des Vertragsabschlusses in Kraft ist. Sofern der Käufer entscheidet, zum vereinbarten Datum der Bereitstellung und Lieferung die Produkte nicht empfangen zu wollen oder die Bereitstellung oder die tatsächliche Lieferung aus Gründen, die nicht vom Verkäufer abhängen, nicht möglich war, unterliegen die Preise, falls nicht bereits im Auftrag vorgesehen, den Änderungen der Preisliste von Rubinetteria 3M S.r.l. und jedenfalls den Änderungen der Material- und Lohnkosten, die zwischen der Bereitstellung der Produkte bis zu deren Abholung seitens des Käufers oder der Annahme der Lieferung stattgefunden haben. Gebühren, Steuern, Ausgaben bezüglich der Ausstellung von Bankwechseln oder der eventuellen Legalisierung des Vertrags gehen zu Lasten des Käufers.
- 4.2 Sofern nicht anders vereinbart, verstehen sich die Preise für Produkte mit, auf das vereinbarte Transportmittel bezogene branchenüblicher Verpackung, ab Werk, wobei als vereinbart gilt, dass jegliche weitere Ausgabe oder Belastung zu Lasten des Käufers geht.

Art. 5 Zahlungsbedingungen

- 5.1 Die Zahlungen müssen unmittelbar an Rubinetteria 3M S.r.l. innerhalb der vereinbarten Fristen erfolgen, nach Verstreichen derselben Rubinetteria 3M Srl ohne jegliche Vorankündigung Verzugszinsen in Rechnung stellt, die ab dem unmittelbar auf das Fälligkeitsdatum folgenden Tag laufen. Diese Zinsen werden gemäß der Gesetzesverfügung Nr. 231/2002 erhöht berechnet. Nach freiem Ermessen von Rubinetteria 3M Srl kann die mangelnde Einhaltung der vereinbarten Zahlungsfristen die Aussetzung etwaiger laufender Lieferungen bewirken, auch wenn diese bereits vereinbart waren. Keinerlei Beanstandung berechtigt den Käufer zur Unterbrechung der Zahlungen. Sendungen von einem geringeren Betrag als € 100,00 (hundert/00) werden ausschließlich als Nachnahme versandt. Für Rechnungen unter einem Betrag von € 250,00 wird eine einzige Bankquittung mit einer kürzeren als der gebräuchlichen Fälligkeit ausgestellt.
- 5.2 Sofern die Parteien die Nachzahlung vereinbart haben, muss diese in Ermangelung anders lautender Bestimmungen mittels Banküberweisung innerhalb von 30 Tagen ab Rechnungsdatum erfolgen. Die Zahlung gilt als erfolgt, wenn der Betrag in die Verfügungsgewalt des Verkäufers bei seiner Bank eingeht. Sofern vorgesehen ist, dass die Zahlung von einer Bankbürgschaft begleitet werden soll, muss der Käufer mindestens 30 Tage vor dem Lieferdatum eine Bankbürgschaft auf erste Anforderung zur Verfügung stellen, die entsprechend der Einheitsbestimmungen für Bürgschaften der CCI von einer führenden italienischen Bank auszustellen ist und gegen die einfache Erklärung des Verkäufers, die Zahlung nicht innerhalb der vereinbarten Fristen erhalten zu haben, zu zahlen ist..
- 5.3 Sofern die Parteien die Vorauszahlung ohne weitere Angaben vereinbart haben, wird angenommen, dass die Vorauszahlung den gesamten Kaufpreis betrifft. Vorbehaltlich anders lautender Vereinbarung muss die Vorauszahlung mindestens 30 Tage vor dem vereinbarten Lieferdatum auf das Konto des Verkäufers eingezahlt werden.
- 5.4 Sofern die Parteien die Zahlung mittels Kreditbrief vereinbart haben, muss der Käufer, vorbehaltlich anderer Abmachung, dafür sorgen, dass ein unwiderruflicher Kreditbrief, gemäß den Einheits-Bestimmungen und -Gebräuchen der CCI für Kreditbriefe, dem Verkäufer mindestens 30 Tage vor dem vereinbarten Lieferdatum zugestellt wird. Vorbehaltlich anders lautender Vereinbarungen muss der Kreditbrief von einer dem Verkäufer genehmen italienischen Bank bestätigt und bei Vorlage zahlbar sein.
- 5.5 Sofern die Parteien die Zahlung gegen Dokumente vereinbart haben, erfolgt die Zahlung, vorbehaltlich anderer Abmachungen, Dokumente gegen Zahlung.
- 5.6 Vorbehaltlich anders lautender Vereinbarungen gehen mit der Zahlung verbundene Spesen und Bankgebühren zu Lasten des Käufers.

Art. 6 Lieferfristen

- 6.1 Sollte der Verkäufer vorsehen, nicht in der Lage zu sein, die Produkte zum vereinbarten Lieferdatum auszuliefern, hat er den Käufer schriftlich rechtzeitig, auch per Internet, zu benachrichtigen und dabei, wo möglich, auch das vorgesehene Lieferdatum mitzuteilen. Es gilt als vereinbart, dass, sollte die dem Verkäufer zuzurechnende Verspätung 9 Wochen überschreiten, der Käufer den Vertrag hinsichtlich der Produkte, deren Lieferung in Verzug ist, mit einer Kündigungsfrist von 10 Tagen mittels einer schriftlichen Mitteilung an den Verkäufer aufheben kann.
- 6.2 Die etwaige Verspätung auf Grund von höherer Gewalt (wie in Art. 10 bestimmt) oder von Handlungen oder Unterlassungen des Käufers (z.B. mangelnde Mitteilung von für die Lieferung der Produkte erforderlicher Angaben) gilt nicht als dem Verkäufer zuzurechnen.
- 6.3 Für den Fall der dem Verkäufer zuzurechnenden Verspätung der Lieferung kann der Käufer, vorbehaltlich der Inverzugsetzung des Verkäufers, die Entschädigung des tatsächlichen von ihm bewiesenen Schadens in Höhe von maximal 5% des Preises der verspätet gelieferten Produkte verlangen.
- 6.4 Vorbehaltlich des Vorsatzes oder schweren Verschuldens des Verkäufers schließt die Zahlung der in Art. 6.3 angegebenen Beträge jeden weitergehenden Schadensersatz wegen mangelnder oder verspäteter Lieferung der Produkte aus.

Art. 7 Übergabe und Versand - Reklamationen

- 7.1 Vorbehaltlich anders lautender Vereinbarungen erfolgt die Lieferung der Ware ab Werk und dies auch, wenn vereinbart wird, dass die Spedition oder Teile derselben vom Käufer besorgt wird.
- 7.2 Es wird keine Retourware angenommen, wenn nicht frei Werk in unserem Lager und erst nach vorheriger Genehmigung von Rubinetteria 3M Srl versandt. Die Produkte müssen einwandfrei in ihrer Verpackung enthalten sein und in Kartons geschützt sein. Rubinetteria 3M Srl haftet nicht für Beschädigung der Ware durch unangemessene Verpackung während des Transports des Spediteurs zu unserem Lager. Die empfangene Retourware wird einer sorgfältigen Qualitätskontrolle unterzogen und, sollte diese einen Mangel aufweisen und der Mangel Rubinetteria 3M Srl zuzurechnen sein, wird die Ware ersetzt. Für erhaltenes, unvollständiges, beschädigtes oder nicht entsprechend verpacktes Material ist keine Entschädigung geschuldet und es werden die für die ausgeführten Kontrollen getragenen Kosten in Rechnung gestellt. In diesem Fall bleibt das Material mit nicht Rubinetteria 3M Srl zuzurechnenden Mängeln in unserem Lager höchstens für einen Zeitraum von 30 Tagen zur Verfügung des Kunden. Nach Ablauf dieser Frist wird es automatisch, ohne weitere Ankündigung, in der Gießerei beseitigt. Rubinetteria 3M Srl lehnt jede Haftung für durch Manipulation seiner Produkte hervorgerufene Mängel und für durch die Montage von mangelhaftem Material hervorgerufene Schäden ab.
- 7.3 . Es versteht sich, dass die direkten Kosten für die Rückgabe der Produkte wegen Ursachen, die nicht dem Verkäufer zugeschrieben werden können, sowie die Transportrisiken, zu Lasten des Käufers gehen. Der maximale Abzug im Zusammenhang mit der Rückgabe von noch in Kartons verpackten und unbeschädigten Verkaufsobjekten wird auf 15 % geschätzt. Der tatsächliche Abzug bei der Rückgabe hängt in jedem Fall mit der vom Käufer gewählten Rückgabeart zusammen (zum Beispiel vom Transportunternehmen oder von der für die Rückgabe gewählten Versandart); Wir empfehlen, die zurückzugebenden Waren sorgfältig zu verpacken und für den Transport ein Transportunternehmen oder eine andere geeignete Transportart zu wählen, bei der die Rückverfolgbarkeit möglich ist. Es ist außerdem nützlich, die zu versendenden Waren zu versichern, da keine Rückerstattung erhalten werden kann, wenn die zurückzugebenden Waren aus beliebigen Gründen nicht ausgeliefert werden.
- 7.4 Es bleibt vereinbart, dass eventuelle Reklamationen oder Beschwerden den Käufer nicht berechtigen, die Bezahlung der reklamierten Produkte zu unterbrechen oder zu verspäten, ebenso wenig wie die anderer Lieferungen.

Art. 8 Mängelgewährleistung

8.1 Rubinetteria 3M S.r.l. verpflichtet sich, jeglichen ihr zuzurechnenden Fehler, Qualitätsmangel oder Abweichungsmangel der Produkte zu beseitigen, vorausgesetzt, dass dieser gemäß Art. 7.3 rechtzeitig mitgeteilt wurde. Der Verkäufer kann zwischen der Reparatur oder dem Ersatz der mangelhaften Produkte entscheiden. Die in Gewährleistung ersetzten oder reparierten Produkte unterliegen derselben Mängelhaftung für einen Zeitraum von sechs Monaten ab dem Reparatur- bzw. Austauschdatum.

8.1.2 Rubinetteria 3M Srl garantiert alle seine Produkte gegen Fabrikationsfehler wie nachfolgend aufgeführt:

- 1) 15-jährige Garantie auf Chrom, edelstahl, auf Gussfehler und Porosität.
- 2) 10-jährige Garantie auf Mängel an Mischerpatronen und Einsätzen (es wird daran erinnert, dass der Verschleiß dieser Bauteile eng mit der Wasserqualität verbunden ist).
- 3) 5 jährige Garantie aux PVD.

Um die Garantie zu nutzen, wird empfohlen, den Kassenzettel oder einen anderen Kaufbeleg mit dem Kaufdatum aufzubewahren und dem Garantieschein beizufügen.

Die Garantie berechtigt zum Austausch der Teile, die wegen offensichtlicher Fabrikationsfehler den schlechten Betrieb des Produkts verursachen, es sei den, dass dies nicht auf Nachlässigkeit, Fall oder Stöße, fahrlässige Verwendung, falsche Wartung, Manipulation, nicht ordnungsgemäße Installation, Eingriffen nicht befähigter Personen oder höhere Gewalt beruht. Es ist unbedingt erforderlich, vor den Armaturen Filter und Wasserenthärter zu installieren. Die mangelnde Befolgung dieser Bedingungen bewirkt den unmittelbaren Verfall der Garantie selbst. Die Garantie schließt jegliche Haftung unsererseits für alle Folgen einer unsachgemäßen Verwendung, einer nicht ordnungsgemäßen Installation unserer Materialien, einer falschen Wartung oder Pflege des Produkts (siehe unter „Ratschläge für die Pflege des Produkts“) aus. Rubinetteria 3M Srl gewährt keine Entschädigung für den Austausch der mangelhaften Artikel.

8.2 Der Verkäufer garantiert nicht die Entsprechung der Produkte mit besonderen Anforderungen oder technischen Eigenschaften oder deren Tauglichkeit für besondere Einsätze, es sei denn in dem Ausmaß, in dem diese Eigenschaften ausdrücklich im Vertrag oder in Unterlagen, auf die im Vertrag selbst zu diesem Zweck verwiesen wird, vereinbart worden sind.

8.3 Vorbehaltlich des Vorsatzes oder schweren Verschuldens ist der Verkäufer im Fall von Mängeln, Qualitätsmängeln oder Abweichungsmängeln der Produkte ausschließlich zur Reparatur derselben oder der Ersatzlieferung für die mangelhaften Produkte gehalten. Es ist vereinbart, dass die besagte Garantie (die in der Pflicht zur Reparatur oder des Ersatzes der Produkte besteht) die gesetzlich vorgesehenen Garantien oder Haftungen einschließt und ersetzt und jegliche weitere auf die Produkte beruhende Haftung des Verkäufers (sowohl vertraglicher wie außervertraglicher Art) ausschließt (wie z. B. Schadensersatz, Gewinnausfall, Rückrufaktionen, usw.).

Art. 9 Eigentumsvorbehalt

Es wird vereinbart, dass die gelieferten Produkte bis zu vollständigen Bezahlung derselben Eigentum des Verkäufers bleiben. Der Eigentumsvorbehalt wird auf die vom Käufer an Dritte veräußerten Produkte und auf den Entgelt dieser Verkäufe ausgeweitet, innerhalb der Höchstgrenzen des Gesetzes des Lands des Käufers, das den verlängerten Eigentumsvorbehalt regelt.

Art. 10 Höhere Gewalt

10.1 Jede Partei kann die Erfüllung ihrer Vertragspflichten unterbrechen, wenn diese Erfüllung wegen einer unvorhergesehenen, von seinem Willen unabhängigen Verhinderung unmöglich oder unzumutbar wird, wie z.B. Streik, Boykott, Aussperrung, Brand, Krieg (erklärt oder nicht), Bürgerkrieg, Aufstände und Revolutionen, Beschlagnahmungen, Embargos, Energieunterbrechungen, Verspätung der Lieferung von Bauteilen und Rohstoffen.

10.2 Die Partei, die von der vorliegenden Klausel Gebrauch machen möchte, muss der anderen Partei unverzüglich schriftlich den Eintritt und die Beendigung der Umstände der höheren Gewalt mitteilen.

10.3 Sofern die Unterbrechung aufgrund der höheren Gewalt länger als sechs Wochen anhalten sollte, besitzt jede Partei das Recht, den vorliegenden Vertrag mit einer Kündigungsfrist von 10 Tagen aufzuheben. Die Kündigung muss der Gegenpartei schriftlich mitgeteilt werden.

Art. 11 Gerichtsstand

Für jegliche Streitigkeit aus dem vorliegenden Vertrag oder mit diesem verbunden ist der ausschließliche Gerichtsstand das Gericht von Siena. Sollte der Käufer in einem Land außerhalb der EU ansässig sein, werden alle Streitigkeiten aus dem vorliegenden Vertrag oder diesen betreffenden endgültig gemäß der Schiedsgerichtsregelung der Handelskammer Florenz oder mehrerer im Einklang mit dieser Regelung benannter Schiedsrichter entschieden.

Art. 12 Verschiedenes

Die etwaige Unwirksamkeit einer Klausel der vorliegenden Bedingungen oder nachträglicher ergänzender Vereinbarungen bewirkt nicht die Ungültigkeit der anderen Bedingungen. Die Parteien werden eine Ersatzklausel vereinbaren, die den wirtschaftlichen Zweck so weit wie möglich widerspiegelt.

Art. 13 Anwendbares Recht

Die vorliegenden Verkaufsbedingungen werden ausschließlich durch die Gesetze der Italienischen Republik geregelt. Die Anwendung der Haager Konvention über das einheitliche Recht beim internationalen Verkauf von Waren, der Konvention der Vereinten Nationen über die Verträge für den internationalen Verkauf von Waren oder anderer Konventionen über das bei der Veräußerung anwendbare Recht ist ausgeschlossen.

Art. 14 Konsensbildung

Die Parteien bestätigen sich gegenseitig, dass jede einzelne Bestimmung des vorliegenden Vertrags von denselben ausgiebig bearten und besonders verabschiedet wurde, so wie jeder einzelne Punkt oder Artikel.

Art. 15 Schutz der personenbezogenen Daten

Beide Parteien versichern, dass sie alle Pflichten, die durch die neue Europäische Verordnung in Bezug auf den Datenschutz(DSGVO 679/2016) einhalten. Mit der Erteilung der Bestellung und/oder bei der Eintragung auf der Website der Gesellschaft drückt der Käufer seine Genehmigung zur Verarbeitung von personenbezogenen Daten aus, wie dies in den Artikeln 13 und 14 DSGVO - Verordnung (UE) 2016/679 vorgesehen ist, nachdem er das spezifische, auf der Website in ungekürzter Version veröffentlichte Informationsschreiben eingesehen hat. Die Verarbeitung, Speicherung und Übermittlung der personenbezogenen Daten erfolgt unter Beachtung aller Vorsichtsmaßnahmen, die die Sicherheit und Vertraulichkeit gemäß den Bestimmungen der DSGVO gewährleisten, und nur mit dem Ziel, die gesetzlich, zivilrechtlich und steuerlich vorgeschriebenen Verpflichtungen im Zusammenhang mit der Geschäftstätigkeit des Unternehmens, einschließlich der aus der Vertragsausführung entstehenden Verwaltung von Einnahmen und Zahlungen, wirksam erfüllen zu können.

PFLEGE DES PRODUKTS: Siehe Seite 375

ERSATZTEILE

Es wird stets die Verwendung von Original-Ersatzteilen von Rubinetteria 3M Srl empfohlen, die in allen unseren Verkaufsstellen erhältlich sind.

I dati e le immagini contenuti nel presente catalogo sono da ritenersi indicativi,
Rubinetterie 3M S.r.l. si riserva la facoltà di modificare o adeguare anche senza obbligo di preavviso

The images and information contained in this catalogue are to be considered indicative
and may be subject to variations without prior notice

Les images et les informations contenues dans ce catalogue sont fournies à titre indicatif
et peuvent faire l'objet de modifications sans aucun préavis

Die in diesem Katalog enthaltenen Bilder und Daten dienen nur zur Illustration
und können auch ohne vorherige Ankündigung geändert werden

treemme RUBINETTERIE
instruments for water

Rubinetterie 3M S.r.l.
Via Mattei, 10 _ 53041 Asciano-Siena-Italy
Tel. +39 0577 71 82 93 _ Export +39 0577 71 60 92
www.rubinetterie3m.it

ISTRUZIONI VIDEO DI MONTAGGIO - INSTALLATION INSTRUCTIONS
INSTRUCTION DE MONTAGE - MONTAGEANLEITUNG



N° 1



N° 2



N° 3



N° 4



N° 7



N° 8



N° 9



N° 10



N° 11



N° 12



N° 13



N° 18



N° 20



N° 21



N° 22



N° 27



N° 29



N° 32



N° 63



N° 65



N° 66



N° 69



N° 79



N° 80



N° 82



N° i5



N° i6



N° i11



N° i12



N° i13

ISTRUZIONI VIDEO DI MONTAGGIO - INSTALLATION INSTRUCTIONS
INSTRUCTION DE MONTAGE - MONTAGEANLEITUNG



N° i15



N° i35



N° i43



N° i46



N° i49



N° i51



N° i53

FINITURE - FINISHES - FINITIONS - AUSFÜHRUNGEN



IS
Inox



01
Gun metal - PVD



03
Bronze - PVD



04
Yellow gold - PVD



IS
Inox



01
Gun metal - PVD



03
Bronze - PVD



04
Yellow gold - PVD

WATT - W-TOUCH - W-SMART



IS
Inox



01
Gun metal - PVD



03
Bronze - PVD



04
Yellow gold - PVD

instruments for water

